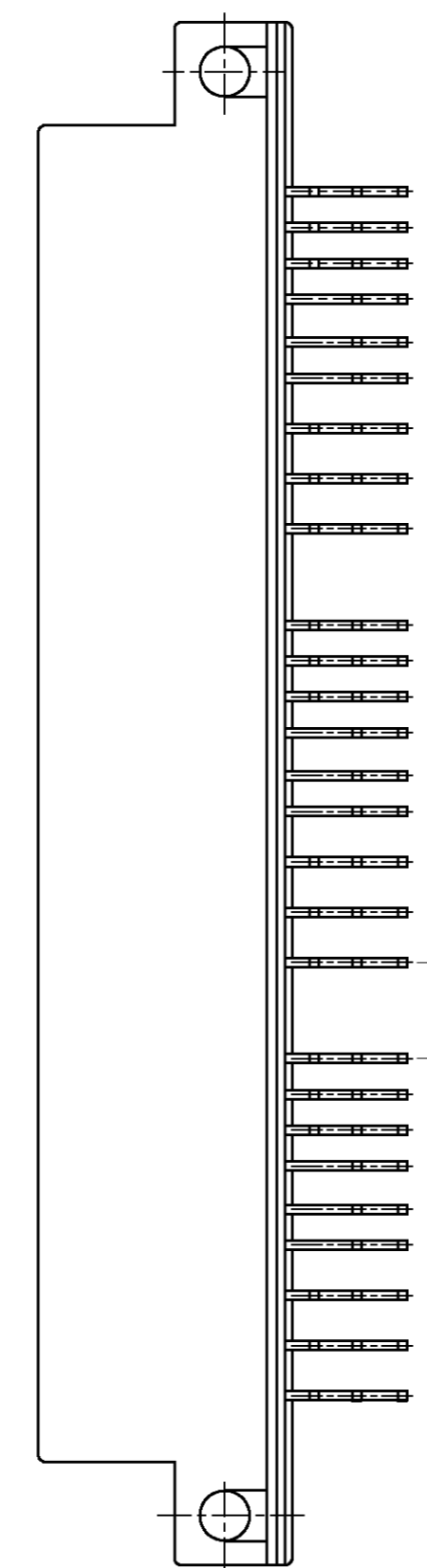
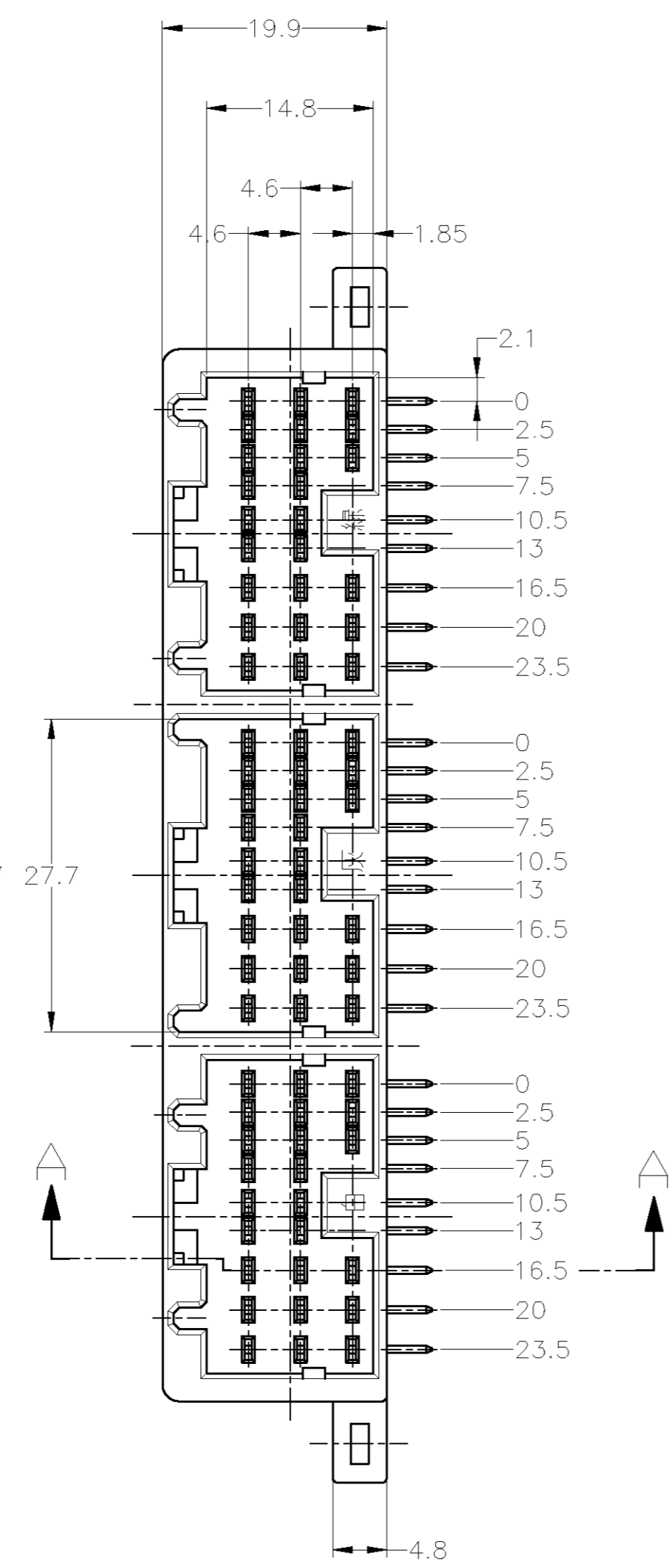
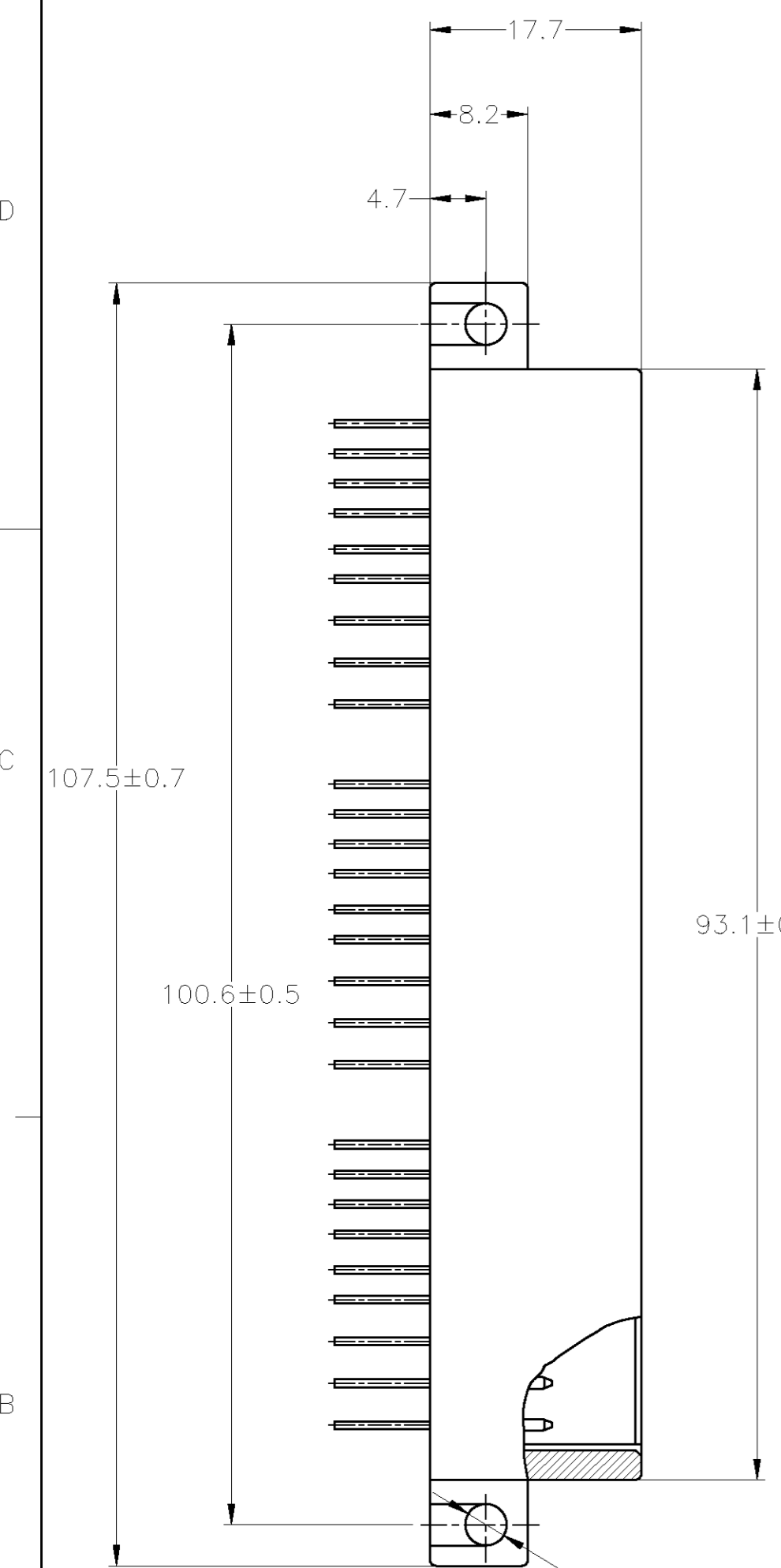
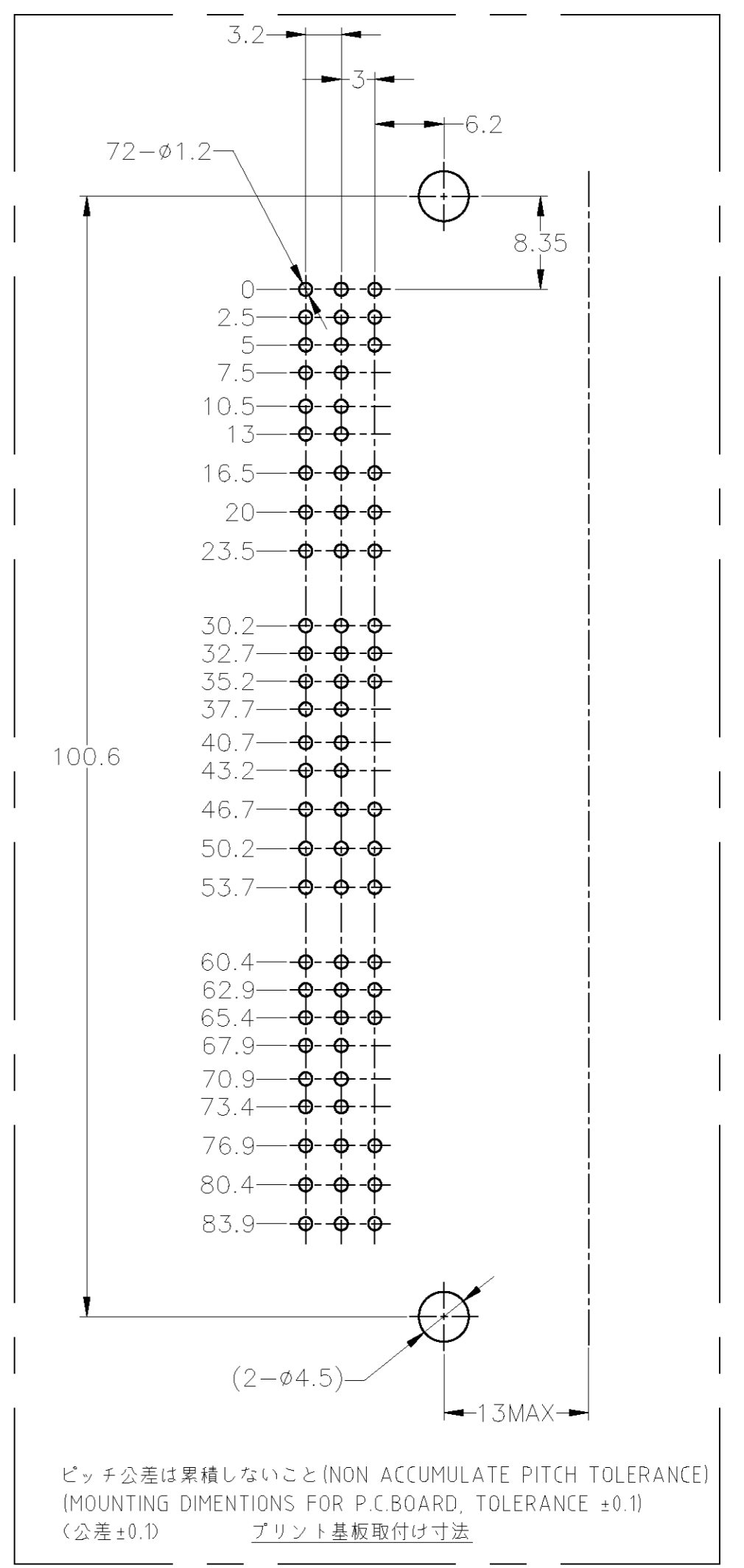


THIS DRAWING IS UNPUBLISHED. RELEASED FOR PUBLICATION
 © COPYRIGHT BY TYCO ELECTRONICS CORPORATION. ALL INTERNATIONAL RIGHTS RESERVED.

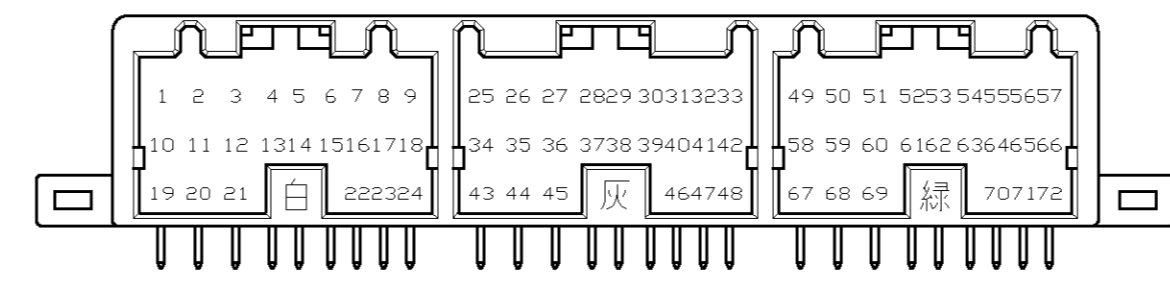
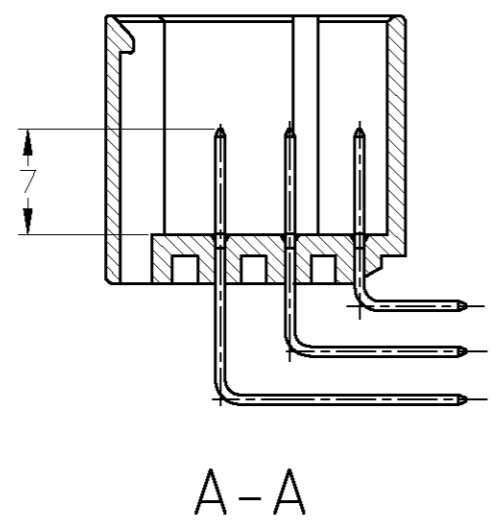
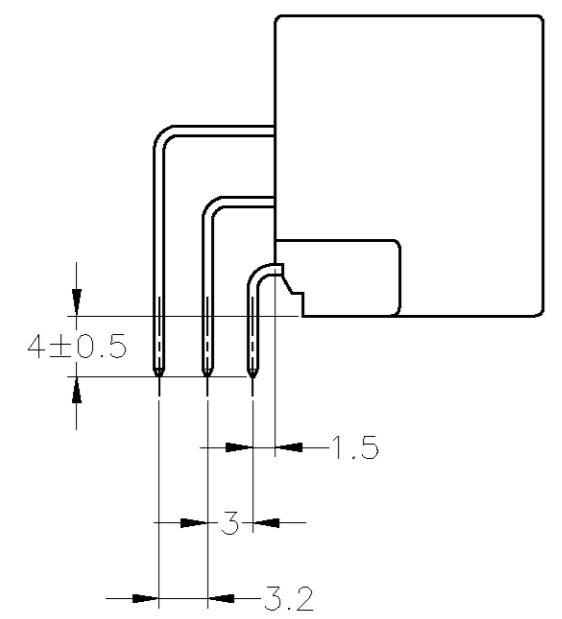
LOC	DIST	REVISIONS					
J	-	P	LTR	DESCRIPTION	DATE	DWN	APVD
		01	REVISED	ECR-09-017430	04AUG09	SF	KB



1. APPLICABLE P.CBOARD THICKNESS 1.6mm
 2. RECOMMENDED MOUNTING SCREW, 4mmDIA, 6mmLENGTH TAPPING SCREW SPECIFIED IN JIS B1115, B1122 (TIGHTENING TORQUE, 4kgcm MAX)
 3. THE MATING PLUG HSG P/N: 316371, 316372, 353112
 4. PRODUCT SPEC No.108-5452
 5. CIRCUIT NUMBER
1. 適用プリント基板厚: 1.6mm
 2. 推奨取付ネジ: JIS B115, B1122 タッピンネジ, ナベ2種 呼び径4、長さ6mm (締付トルク 4kgcm以下)
 3. 嵌合相手型番: 316371, 316372, 353112
 4. 適用製品規格番号 108-5452
 5. 回路番号: 下図参照のこと



ピッチ公差は累積しないこと (NON ACCUMULATE PITCH TOLERANCE)
 (MOUNTING DIMENSIONS FOR P.CBOARD, TOLERANCE ±0.1)
 (公差±0.1) プリント基板取付け寸法



GENERAL TOLERANCE	0< * < 10 : ±0.2 10< * < 30 : ±0.25 30< * < 100 : ±0.3 ANGLES : ±3°
-------------------	--

THIS DRAWING IS A CONTROLLED DOCUMENT.	
DIMENSIONS: mm	TOLERANCES UNLESS OTHERWISE SPECIFIED:
0 PLC ±	1 PLC ± -
2 PLC ± -	3 PLC ± -
4 PLC ± -	ANGLES ± -
MATERIAL: HSG:PBT CONTACT:BRASS	FINISH: SEE TABLE

DWN: S.FUJITA	04AUG09	Tyco Electronics Corporation Kawasaki, Japan	PRE-TIN(錫めっき済み)	LIGHT GRAY(淡灰)	353110-6
CHK: K.BETSUI	04AUG09		FINISH OF CONTACT(コンタクト仕上げ)	COLOR(色)	PART No.(型番)
APVD: K.BETSUI	04AUG09		.040II SRS MULTI LOCK CONN. MK-II 72Pos. CAP HSG ASSY		
PRODUCT SPEC: 108-5452	APPLICATION SPEC: -		SIZE: A2	CAGE CODE: 00779	DRAWING NO: C=353110
CUSTOMER DRAWING		WEIGHT: -	SCALE: 2:1	SHEET: 1 of 1	REV: 01