

4

3

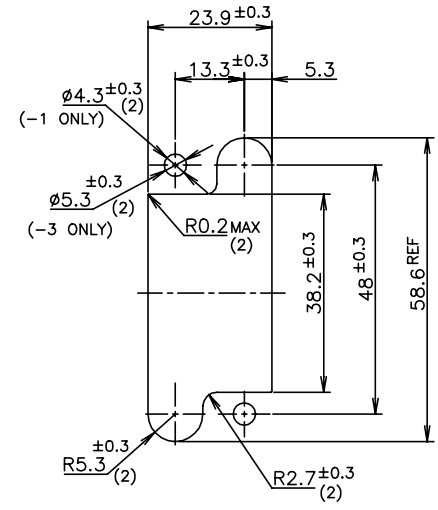
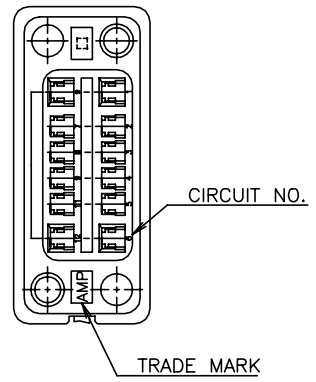
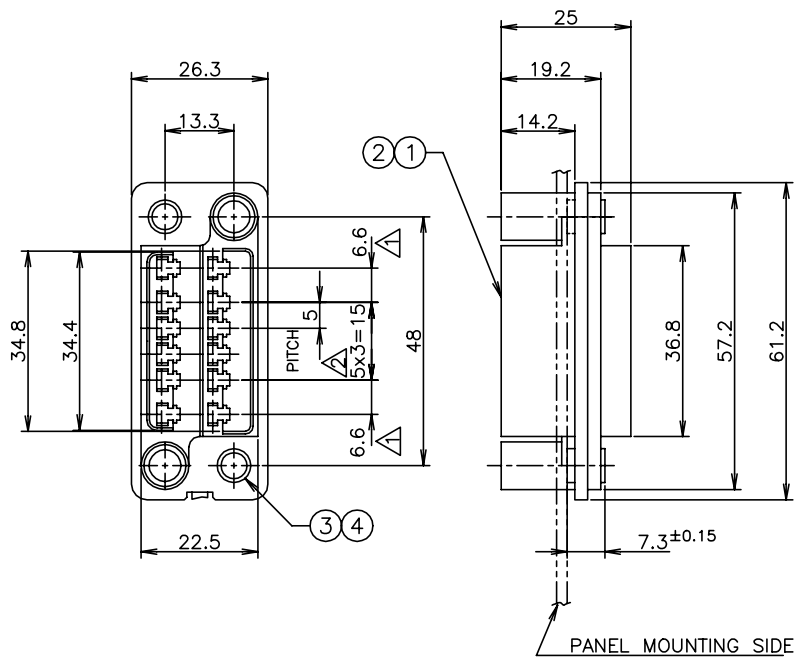
2

1

THIS DRAWING IS UNPUBLISHED. RELEASED FOR PUBLICATION JAN , 1979.
 © COPYRIGHT 1979 BY TYCO ELECTRONICS CORPORATION. ALL RIGHTS RESERVED.

LOC	DIST	REVISIONS				
P	LTR	DESCRIPTION	DATE	DWN	APVD	
J		A1	RELEASED ECR-21-001336	05FEB2021	J.J	N.S

-1, -3; AS SHOWN



THK 1.6±0.2
 RECOMMENDED PANEL CUTOUT DIM.

- △ FOR POWER CIRCUITS (4 POS)
- △ FOR SIGNAL CIRCUITS (8 POS)
- 3 ACCOMMODATED CONTACTS ARE
 STRIP P/N 170311, 170312, 170484
 L.P P/N 170313, 170314, 170485
- 4 MALE HSG P/N IS 172061
- △ MATERIAL:
 HOUSING: PBT 94V-0
 BUSH: PB FREE METAL
- △ FINISH:
 NICKEL PLATED PER AMP SPEC 112-25.

QTY REQD PER ASSY	REVISION	PART NO	NAME	REMARKS	ITEM NO
2	+-	1-172065-3		(4mm)	④
+-	2	1-172065-1	FLOATING BUSH ASSY	(3mm)	③
1	+-	172062-3		(4mm)	②
+-	1	172062-1	DRAWER CONN FEMALE HSG	12 POS (3mm)	①

THIS DRAWING IS A CONTROLLED DOCUMENT.

DWN C.ZHU 15AUG05		Tyco Electronics AMP K.K.	
CHK I.WANG 15AUG05		Kawasaki, Japan	
APVD S.YAO 15AUG05	PRODUCT SPEC	NAME	
APPLICATION SPEC	12POS FEMALE HSG ASSY DRAWER CONNECTOR		
WEIGHT	SIZE A3	CAGE CODE 00779	DRAWING NO C=5172069
MATERIAL △	CUSTOMER DRAWING		RESTRICTED TO -
FINISH △	SCALE 1:1	SHEET 1 OF 1	REV A1