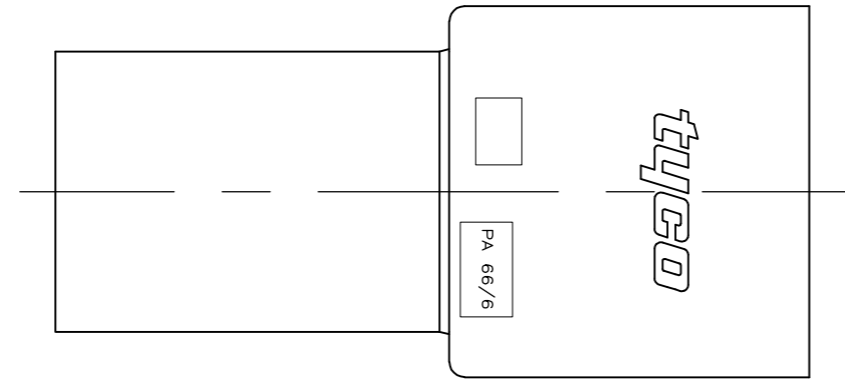


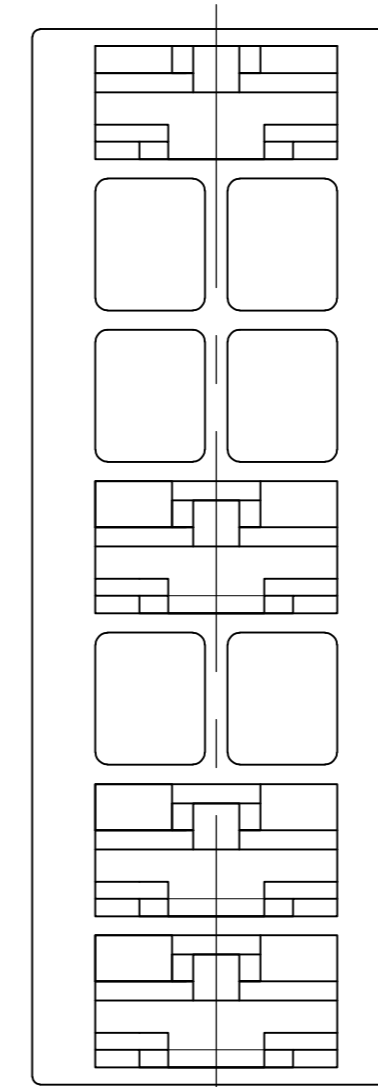
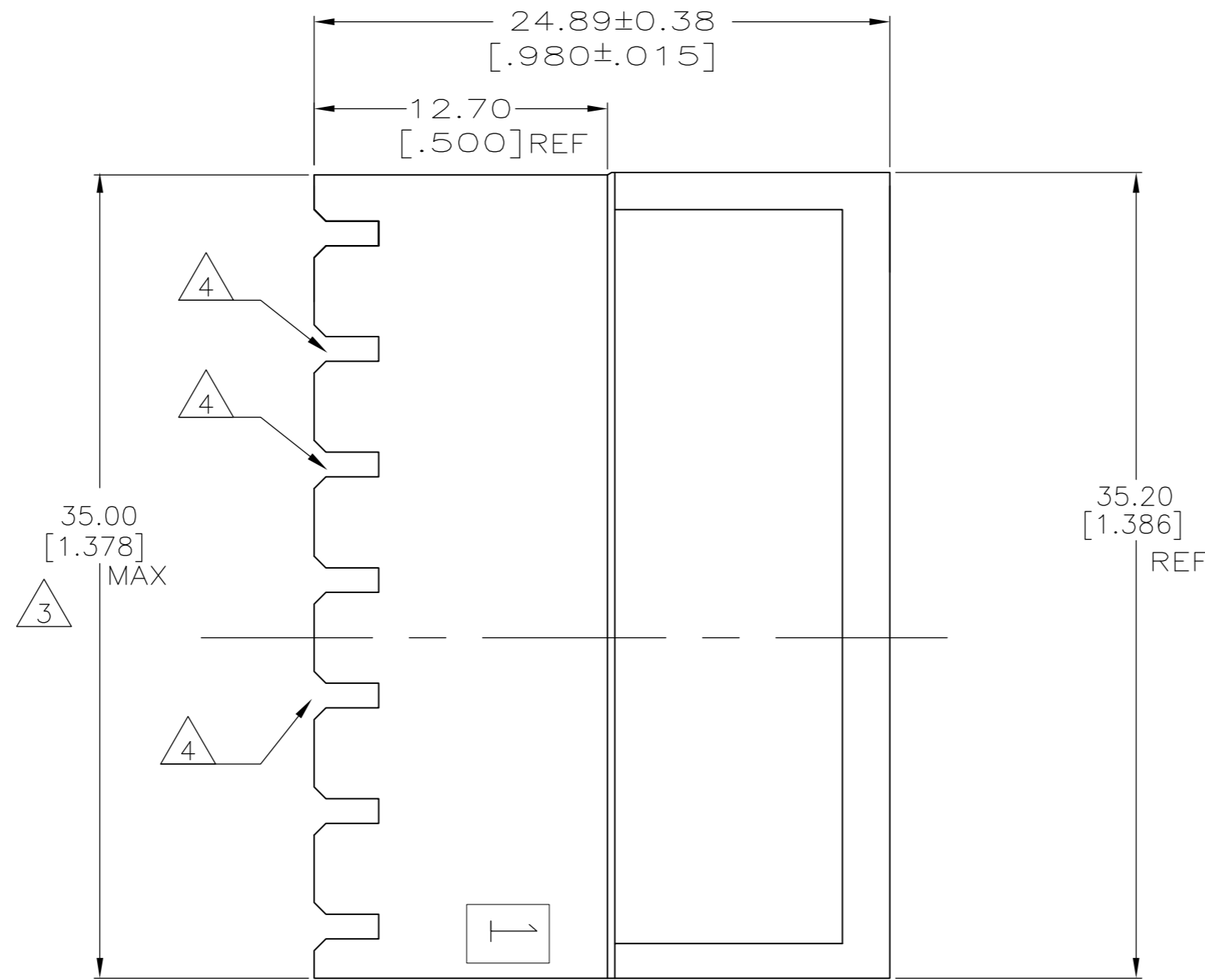
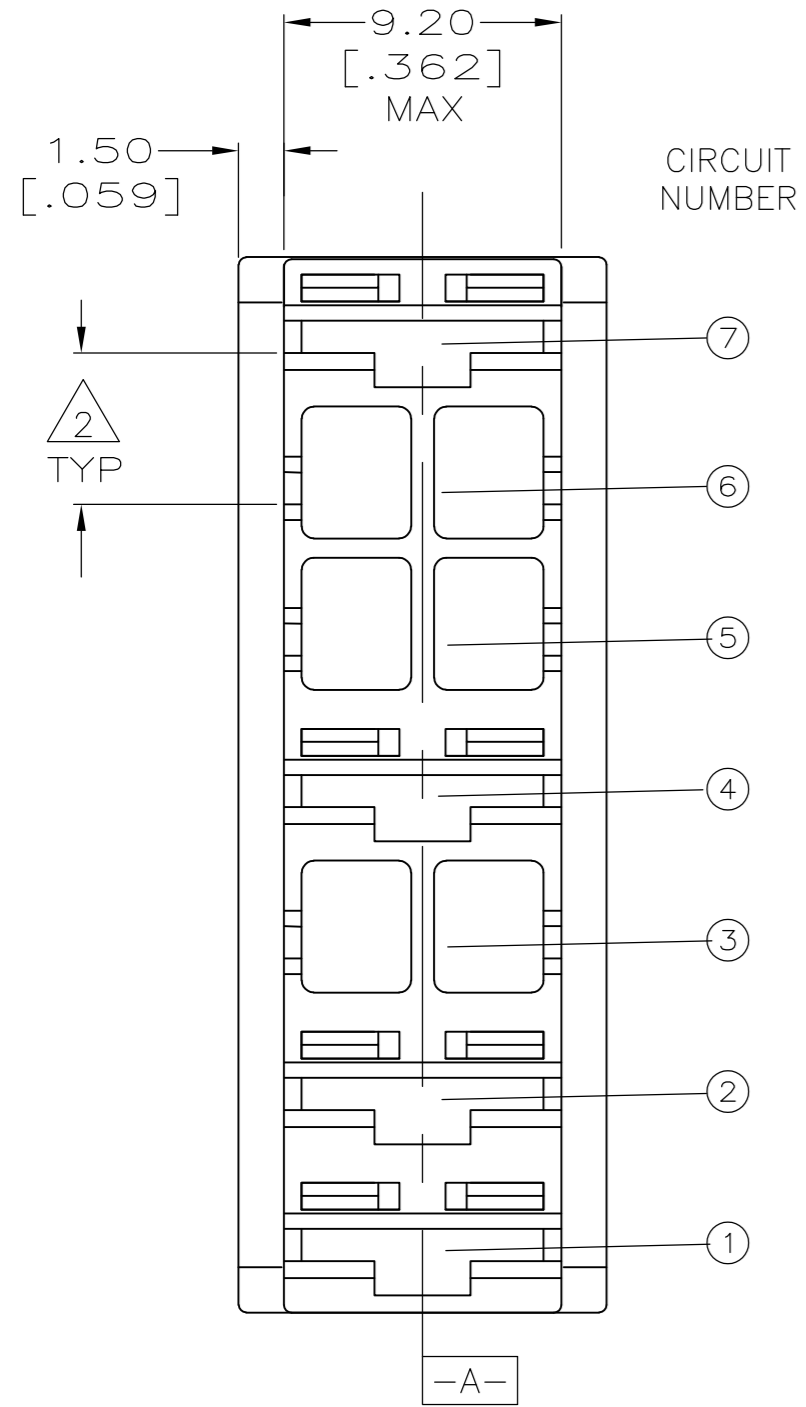
THIS DRAWING IS UNPUBLISHED. RELEASED FOR PUBLICATION  
 © COPYRIGHT BY TYCO ELECTRONICS CORPORATION. ALL RIGHTS RESERVED.

LOC	DIST	REVISIONS			
P	LTR	DESCRIPTION	DATE	DWN	APVD
AF	50	3	ADDED -2 THRU 5	04FEB11	JR JH



1 ACCEPTS RECEPTACLE CONTACTS 1217378(#18-#22 AWG SINGLE WIRE), 1217094(#18-#14 AWG SINGLE WIRE) AND 1217095 (TWO #18'S OR TWO #16'S OR A #16 + #18 COMBINATION).

- 2 △ CIRCUIT CENTERLINES 5.00 [.197]
- 3 △ HOUSING WIDTH MEASURED ACROSS CIRCUITS AT CENTERLINE DATUM [-A-].
- 4 △ RELIEF SLOTS ARE OPTIONAL FOR BLOCKED CIRCUITS
- 5 △ PRELIMINARY - NOT FOR PRODUCTION



SIZE	CAGE CODE	DRAWING NO	RESTRICTED TO
3 & 6	BLUE	△5 521835-5	
3 & 5	BLUE	△5 521835-4	
3	BLUE	△5 521835-3	
2	BLUE	△5 521835-2	
3, 5 & 6	BLUE	△5 521835-1	
BLOCKED CIRCUITS	COLOR	PART NUMBER	

THIS DRAWING IS A CONTROLLED DOCUMENT.		DWN	JR RUTH	13JUL05	Tyco Electronics Corporation Harrisburg, Pa 17105-3608
DIMENSIONS: mm [INCHES]		CHK	R LONDON	13JUL05	
TOLERANCES UNLESS OTHERWISE SPECIFIED:		APVD	R LONDON	13JUL05	
0 PLC ± - 1 PLC ± - 2 PLC ± 0.25 [.010] 3 PLC ± - 4 PLC ± - ANGLES ± -		PRODUCT SPEC	NAME		
MATERIAL	66/6 NYLON	FINISH	SEE TABLE	WEIGHT	-
CUSTOMER DRAWING		SCALE	4:1	SHEET	1 OF 1
		REV	3		

521835