

4

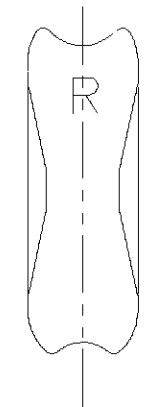
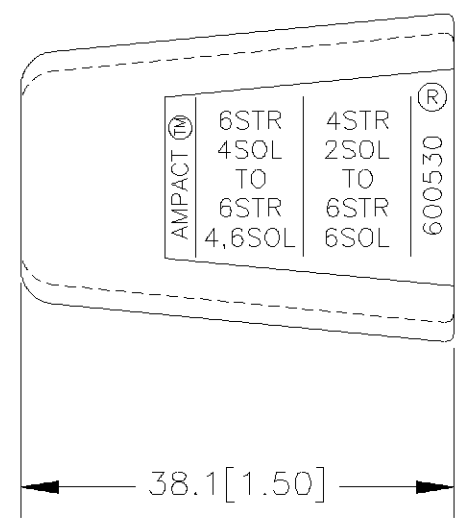
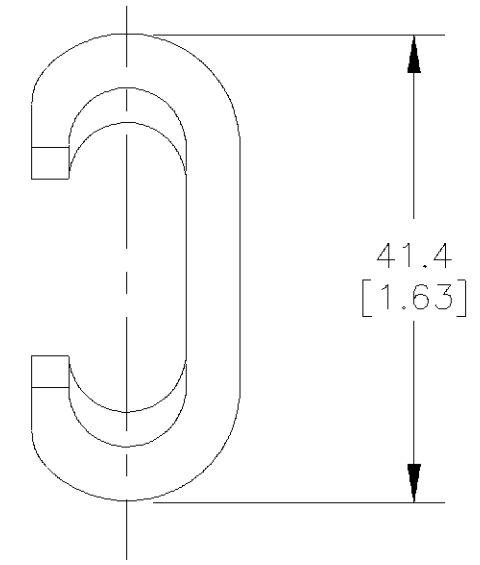
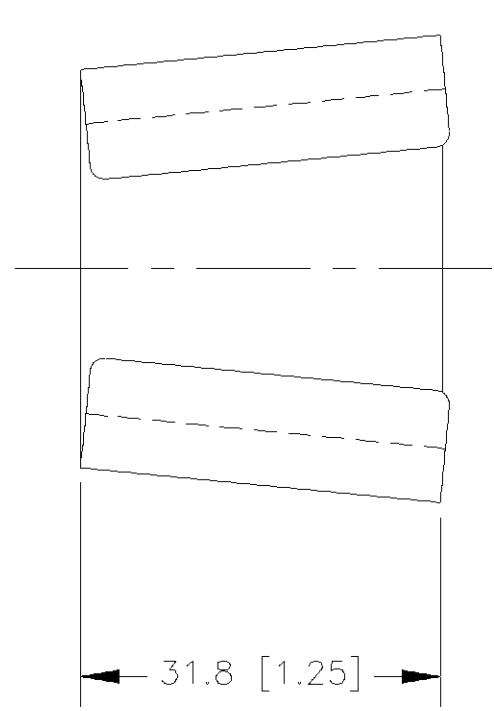
3

2

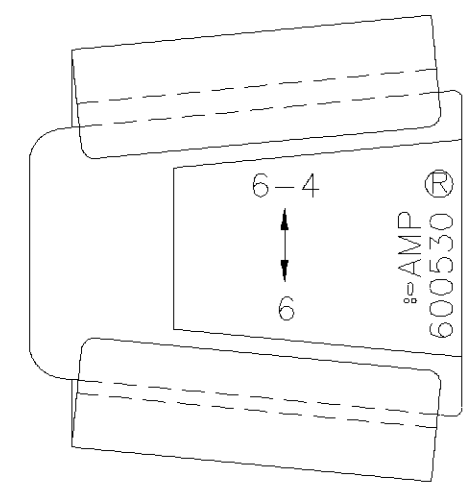
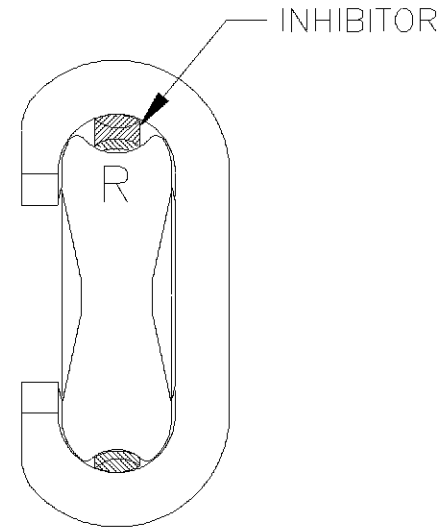
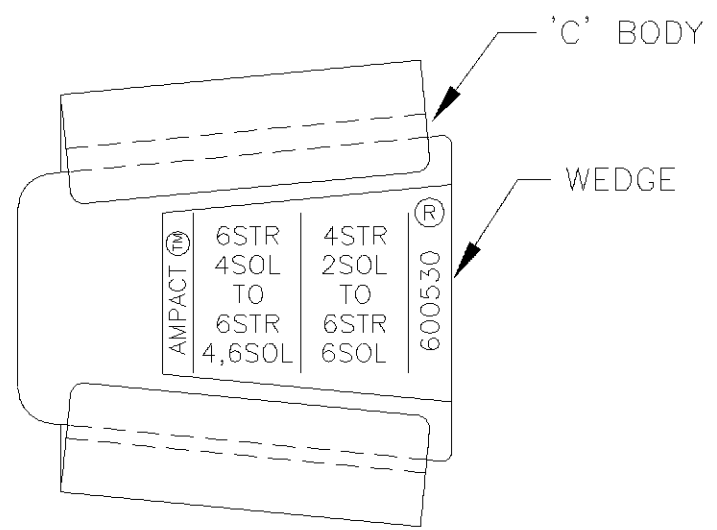
1

THIS DRAWING IS UNPUBLISHED. RELEASED FOR PUBLICATION .19
 © COPYRIGHT 19 BY AMP INCORPORATED. ALL RIGHTS RESERVED.

LOC	DIST	REVISIONS					
BG	1	P	LTR	DESCRIPTION	DATE	DWN	APVD
			C	REVISED PER EC LC00-0104-97	27NOV97	MC	PC



1. DIMENSIONS ARE FOR REFERENCE ONLY
2. INHIBITER IS APPLIED AT FACTORY TO GROOVES OF 'C' BODY AND WEDGE
3. WIRE SIZES ARE MARKED ON WEDGE.
4. USE RED CARTRIDGE PART #69338-2



600530
PART NO.

ALTERNATIVE MARKING

<small>THIS DRAWING IS A CONTROLLED DOCUMENT FOR AMP INCORPORATED. IT IS SUBJECT TO CHANGE AND THE CONTROLLING ENGINEERING ORGANIZATION SHOULD BE CONTACTED FOR THE LATEST REVISION.</small>		DWN G. GEE 22FEB95 CHK J. SADABA 25 APR 95 APVD B. JOHNSON 29MAY95	AMP AMP of Canada Ltd. Markham, Ontario
DIMENSIONS: mm [INCHES]	TOLERANCES UNLESS OTHERWISE SPECIFIED: 0 PLC ±- 1 PLC ±- 2 PLC ±- 3 PLC ±- 4 PLC ±- ANGLES ±-	NAME B. JOHNSON PRODUCT SPEC 108-13011 APPLICATION SPEC -	CONNECTOR, SMALL (RED CODED), #6-#6AWG & #4-#6AWG, AMPACT
	MATERIAL ALUMINUM ALLOY	FINISH NONE	WEIGHT -
		CUSTOMER DRAWING	SIZE A3 CAGE CODE 00779 DRAWING NO C-600530
		SCALE NTS	SHEET 1 OF 1 REV C