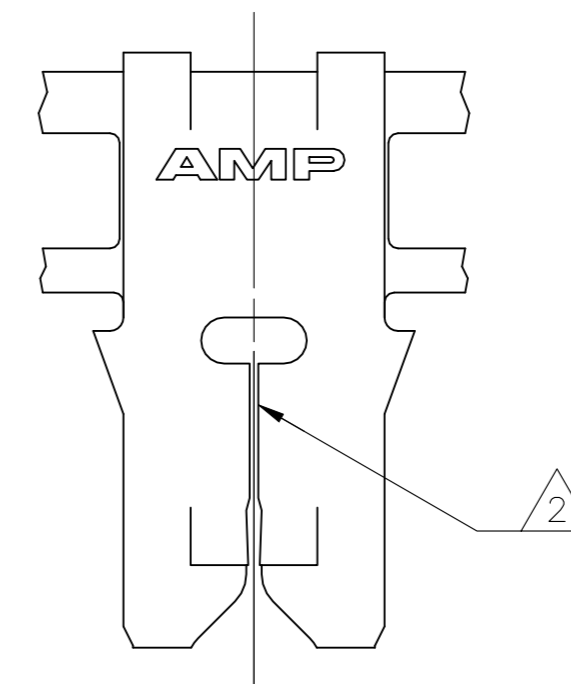
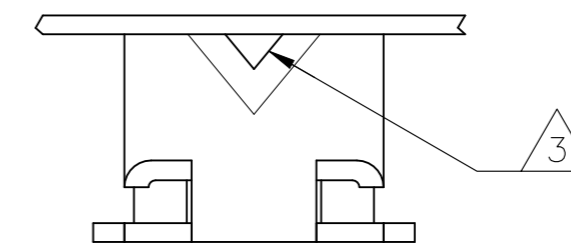
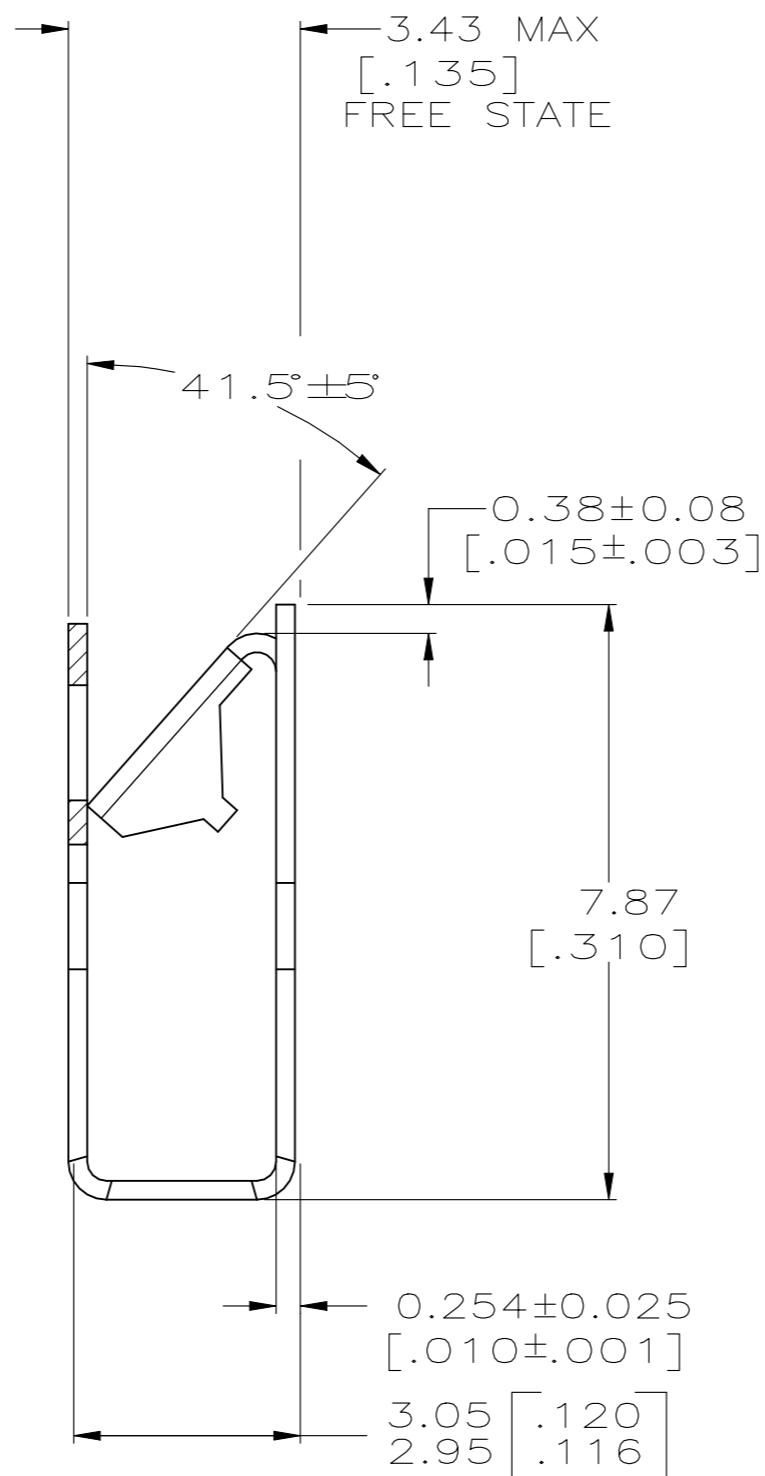
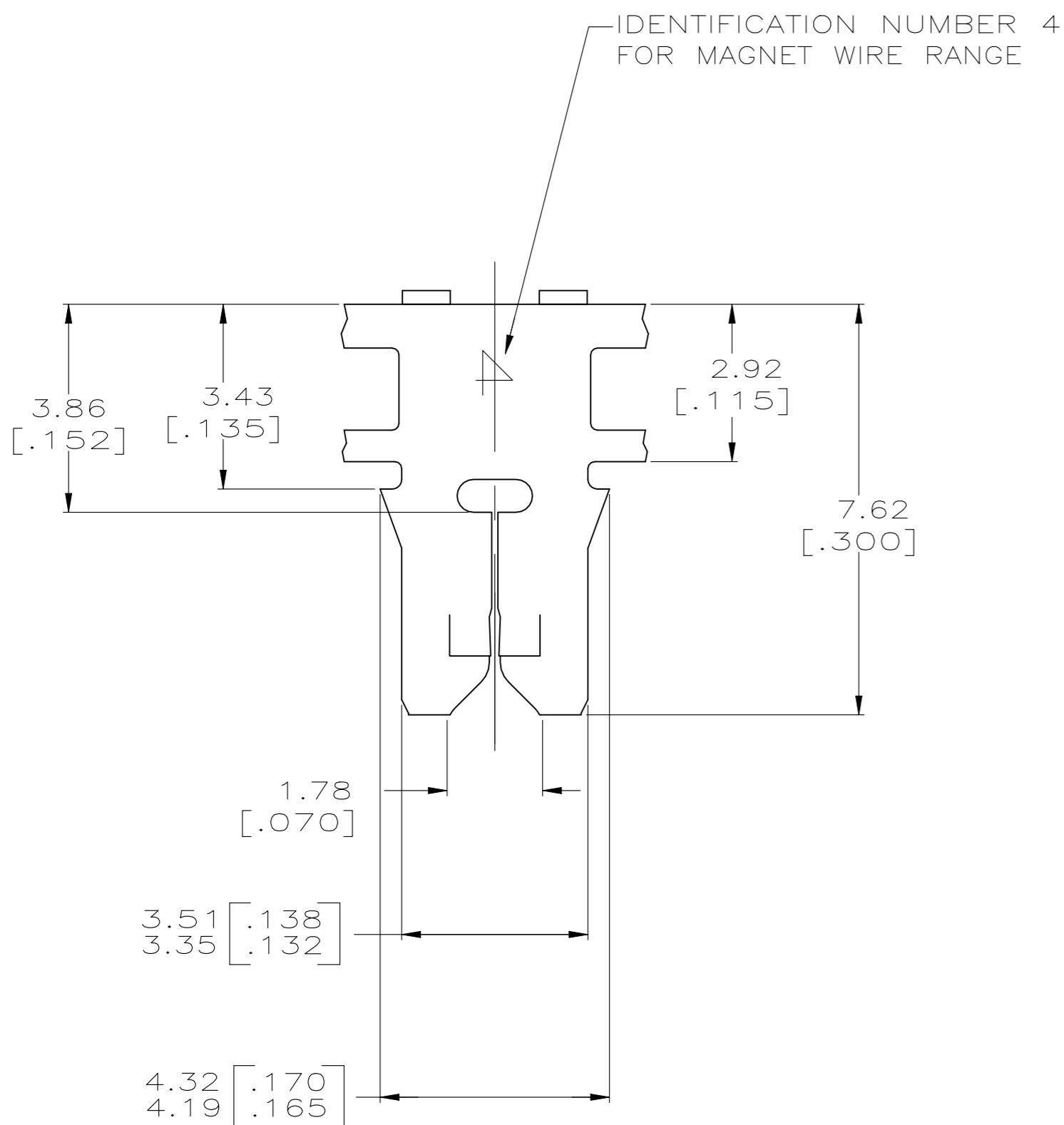


THIS DRAWING IS UNPUBLISHED. RELEASED FOR PUBLICATION  
 © COPYRIGHT - By - ALL RIGHTS RESERVED.

REVISIONS				
P	LTR	DESCRIPTION	DATE	APVD
AA1		REVISED PER ECR-22-144147	30JUN2022	PC TD

- 1 CONTINUOUS STRIP ON REELS WITH TERMINALS LOCATED ON 5.59±0.08 [.220±.003] CENTERS.
- 2 SLOT ACCEPTS 0.18-0.23mm [#33-#31] AWG COPPER, 0.28mm ALUMINUM MAGNET WIRE. 2 WIRES OF THE SAME SIZE PER SLOT.
- 3 POKE-IN ACCEPTS A 0.50-0.90mm<sup>2</sup> [#20-#18] AWG SOLID OR FUSED STRANDED LEAD WIRE.
- 4 SPECIAL REEL QUANTITY - SPAIN PRODUCTION ONLY.



PAPER SPLICE	WITH PAPER	TIN PLATE	BRASS	62431-7
PAPER SPLICE	WITH PAPER	TIN PLATE	BRASS	62431-6
WELD SPLICE	WITH PAPER	TIN PLATE	BRASS	62431-5
WELD SPLICE	PLASTIC REEL W/ PAPER	UNPLATED	BRASS	62431-2
PAPER SPLICE	WITH PAPER	TIN PLATE	BRASS	62431-1
SPLICE	REELING	FINISH	MATERIAL	PART NO

THIS DRAWING IS A CONTROLLED DOCUMENT.

DIMENSIONS: INCHES	TOLERANCES UNLESS OTHERWISE SPECIFIED:	DWN 23/JUN/94 R.R. BUCHEISTER JR.	<b>STE</b> TE Connectivity
		CHK 24/JUN/94 MICHAEL S. FEHER	
		APVD 27/JUN/94 NELSON E. NEFF	NAME
		PRODUCT SPEC	108-2012
		APPLICATION SPEC	114-2046
MATERIAL SEE TABLE	FINISH SEE TABLE	WEIGHT 0	SIZE A2 CAGE CODE 00779 DRAWING NO C-62431
		CUSTOMER DRAWING	RESTRICTED TO -
		SCALE 10:1	SHEET 1 OF 1 REV AA1