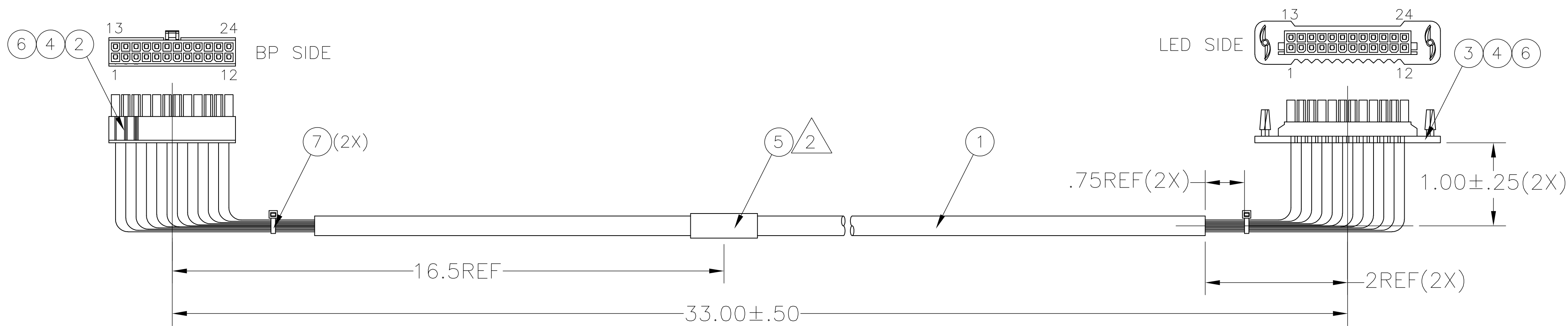


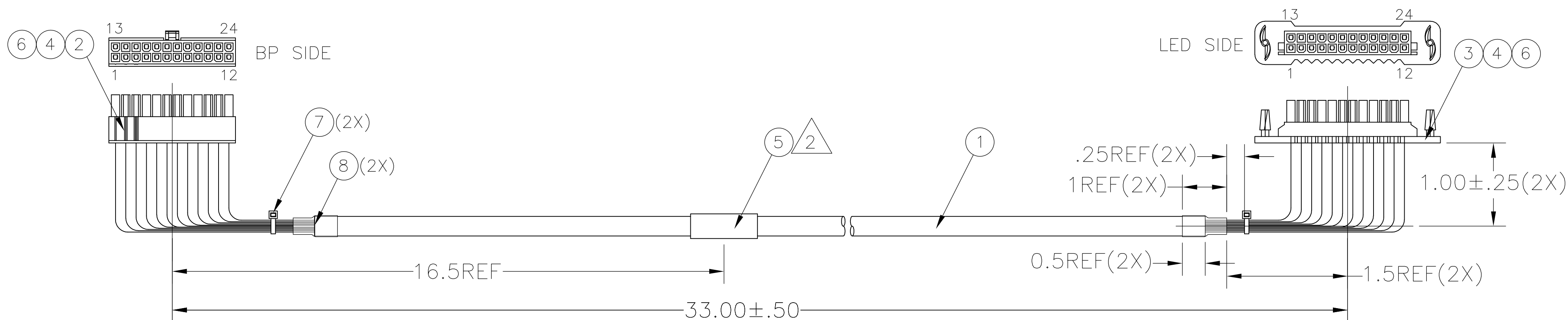
THIS DRAWING IS UNPUBLISHED. RELEASED FOR PUBLICATION
 © COPYRIGHT - By - ALL RIGHTS RESERVED.

LOC	DIST	REVISIONS					
GP	00	P	LTR	DESCRIPTION	DATE	DWN	APVD
		E		REVISE PER ECR-08-028485	17OCT2008	HH	DC

6521240-1 AS FOLLOWS:



6521240-2 AS FOLLOWS:



THIS DRAWING IS A CONTROLLED DOCUMENT.		DWN	LEI NING	12MAY06	 TE Connectivity
DIMENSIONS: INCHES		CHK	STEVEN ZHOU	12MAY06	
TOLERANCES UNLESS OTHERWISE SPECIFIED:		APVD	SINGOL HE	12MAY06	
0 PLC ± - 1 PLC ± - 2 PLC ± - 3 PLC ± - 4 PLC ± - ANGLES ± - FINISH -		PRODUCT SPEC	NAME		
MATERIAL		APPLICATION SPEC	SIZE		A2
		WEIGHT	CAGE CODE		00779
		CUSTOMER DRAWING	DRAWING NO		6521240
		SCALE	SHEET		1 of 2
		RESTRICTED TO	REV		E

THIS DRAWING IS UNPUBLISHED. RELEASED FOR PUBLICATION
 © COPYRIGHT - By - ALL RIGHTS RESERVED.

LOC	DIST	REVISIONS					
GP	00	P	LTR	DESCRIPTION	DATE	DWN	APVD
		-		SEE SHEET 1	-	-	-

WIRING TABLE					
FROM		WIRE COLOR	TWIST PAIR	TO	
CONN	PIN			PIN	CONN
BP SIDE	1	BLUE	PAIR 1	1	LED SIDE
	13	WHITE/BLUE		13	
	4	BLUE	PAIR 2	4	
	16	RED/BLUE		16	
	5	ORANGE	PAIR 3	5	
	17	WHITE/ORANGE		17	
	2	ORANGE	PAIR 4	2	
	14	RED/ORANGE		14	
	15	GREEN	PAIR 5	15	
	7	WHITE/GREEN		7	
	15	GREEN	PAIR 6	15	
	8	RED/GREEN		8	
	3	BROWN	PAIR 7	3	
	6	WHITE/BROWN		6	
	9	N/C	N/C	9	
	10	BLACK/GREEN	PAIR 8	10	
	22	GREEN		22	
	21	N/C	N/C	21	
	18	BRAID	△ 3 5	18	
	19	BRAID		19	
	11	ORANGE	PAIR 9	11	
		YELLOW/ORANGE			
	12	ORANGE	PAIR 10	12	
		PURPLE/ORANGE			
23	GREEN	PAIR 11	23		
	YELLOW/GREEN				
24	BROWN	PAIR 12	24		
	YELLOW/BROWN				


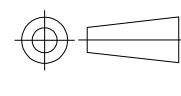
NOTES:

- THIS IS A COMPUTER GENERATED DOCUMENT. ALL CHANGES MUST BE MADE IN THE MASTER DATABASE ONLY.
- PRINT PART NUMBER, REVISION AND VENDOR CODE ON COMPUTER PRINTABLE LABEL, LOCATE APPROXIMATELY WHERE SHOWN.

CUSTOMER P/N Rev.**
 76798 TYC WWYY
 Made in China
- GROUP AND TWIST THE BRAID STRAND, ENOUGH TO CRIMP INTO THE CONTACTS AND THEN CUT OFF THE REMAINING BRAID. EXPOSED BRAID MUST BE COVERED WITH SHRINK TUBING AS SHOWN.
- INSTALL DUMMY CONTACTS AFTER WIRE INSERTION.
- COMB AND TWIST THE BRAID, COVER WITH SHRINK TUBING AND THEN CRIMP THE RING LUG/CONTACT.
- REMOVE ALL THE UNUSED WIRES.
- ALL CABLES TO BE 100% ELECTRICALLY TESTED.
- CABLE MANUFACTURING VENDOR SHALL BE UL AND CSA APPROVED.
- RoHS COMPLIANT.
- CABLE IDENTIFICATION AND PACKAGING LABELING ACCORDING TO CISCO SPECIFICATION 95-5583-01.

6521240-2	72-3617-06 Rev.A0
6521240-1	72-3617-05 Rev.A1
TE P/N	CUSTOMER P/N & Rev.

AR	MR	DESCRIPTION	ITEM
AR	MR	HEAT SHRINK TUBE, ID:1/2", BLACK, RAYCHEM: RNF-100-1/2-0-SP.	8
2	PC	CABLE TIE, 75MM, NATURAL	7
AR	MR	HEAT SHRINK TUBE 1.5MM, CLEAR	6
1	PC	LABEL, 25*65MM, WHITE 25*13MM	5
48	PC	CONTACT, 18~24AWG, INSU. OD 1.3~3.1MM, MOLEX 39-00-0038	4
1	PC	HOUSING, 24POS, MOLEX 15-06-0241	3
1	PC	HOUSING, 24POS, MOLEX 39-01-2245	2
AR	MR	UL444 24AWG SFTP CABLE CAT3 BU35 BLUE	1
-2	-1 U/M		

THIS DRAWING IS A CONTROLLED DOCUMENT.		DWN	12MAY06	 TE Connectivity	
DIMENSIONS: INCHES		CHK	12MAY06		
TOLERANCES UNLESS OTHERWISE SPECIFIED:		APVD	12MAY06		
		NAME	SINGOL HE		
0 PLC ± - 1 PLC ± - 2 PLC ± - 3 PLC ± - 4 PLC ± - ANGLES ± - FINISH -		PRODUCT SPEC		CABASY, LED MOD/BKPLN, SFR, HFR	
MATERIAL		APPLICATION SPEC		SIZE	A2
		WEIGHT	-	CAGE CODE	00779
		CUSTOMER DRAWING		DRAWING NO	6521240
		SCALE	NTS	SHEET	2 of 2
		REV	E		