

4

3

2

1

THIS DRAWING IS UNPUBLISHED.

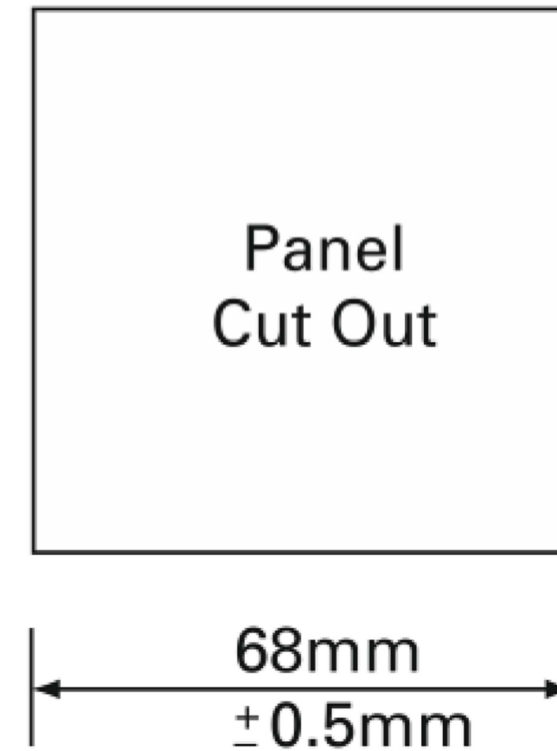

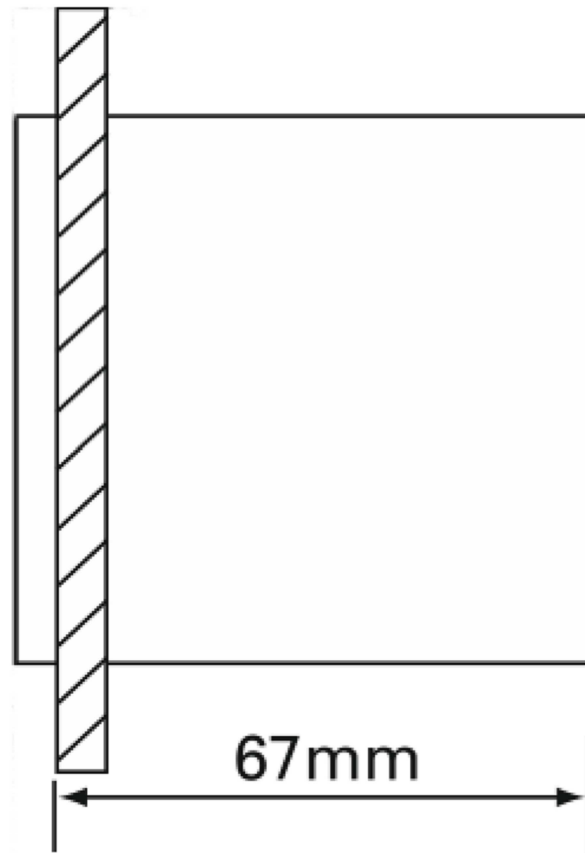
RELEASED FOR PUBLICATION

REVISIONS

© COPYRIGHT - TE Connectivity Ltd.

ALL RIGHTS RESERVED.

P	LTR	DESCRIPTION	DATE	DWN	APVD
	1	NEW LAYOUT	11FEB2020	SG	NJ



THIS DRAWING IS A CONTROLLED DOCUMENT.		DWN SANDEEP G 11FEB2020															
DIMENSIONS: mm		CHK NIGEL JOHNSON 11FEB2020															
TOLERANCES UNLESS OTHERWISE SPECIFIED:		APVD NIGEL JOHNSON 11FEB2020	NAME AC Meters E243														
<table border="0"> <tr><td>0 PLC</td><td>± -</td></tr> <tr><td>1 PLC</td><td>± -</td></tr> <tr><td>2 PLC</td><td>± -</td></tr> <tr><td>3 PLC</td><td>± -</td></tr> <tr><td>4 PLC</td><td>± -</td></tr> <tr><td>ANGLES</td><td>± -</td></tr> </table>		0 PLC	± -	1 PLC	± -	2 PLC	± -	3 PLC	± -	4 PLC	± -	ANGLES	± -	PRODUCT SPEC -	SIZE A3		
0 PLC	± -																
1 PLC	± -																
2 PLC	± -																
3 PLC	± -																
4 PLC	± -																
ANGLES	± -																
MATERIAL -		FINISH -	APPLICATION SPEC -	CAGE CODE 00779	DRAWING NO CI-3L42801												
		WEIGHT -	RESTRICTED TO -														
CUSTOMER DRAWING			SCALE NTS	SHEET 1 of 1	REV 1												