

4

3

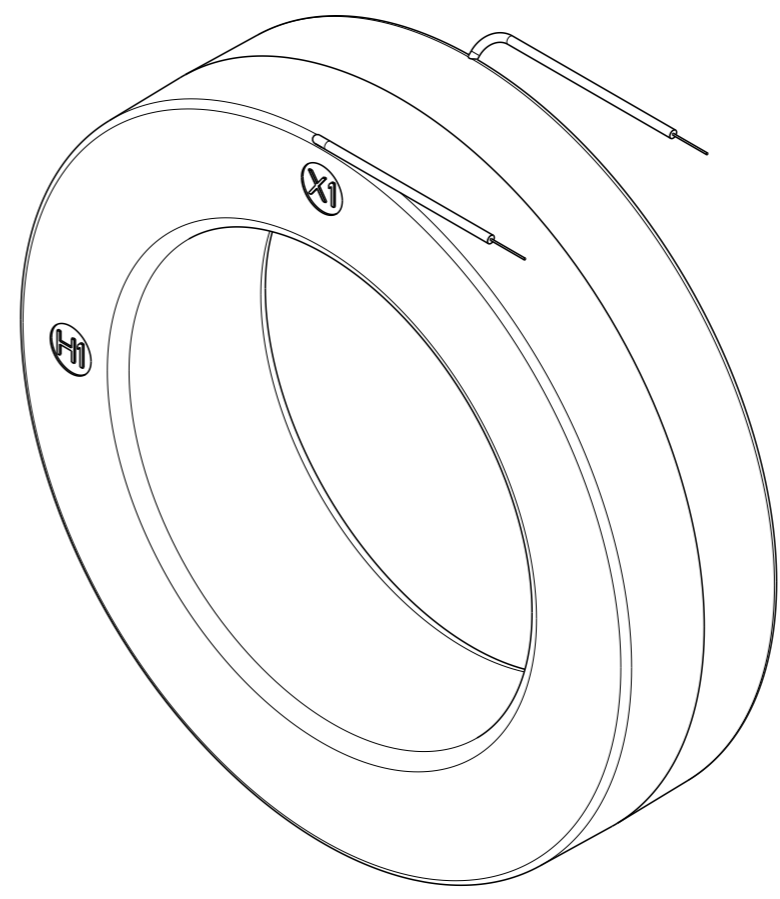
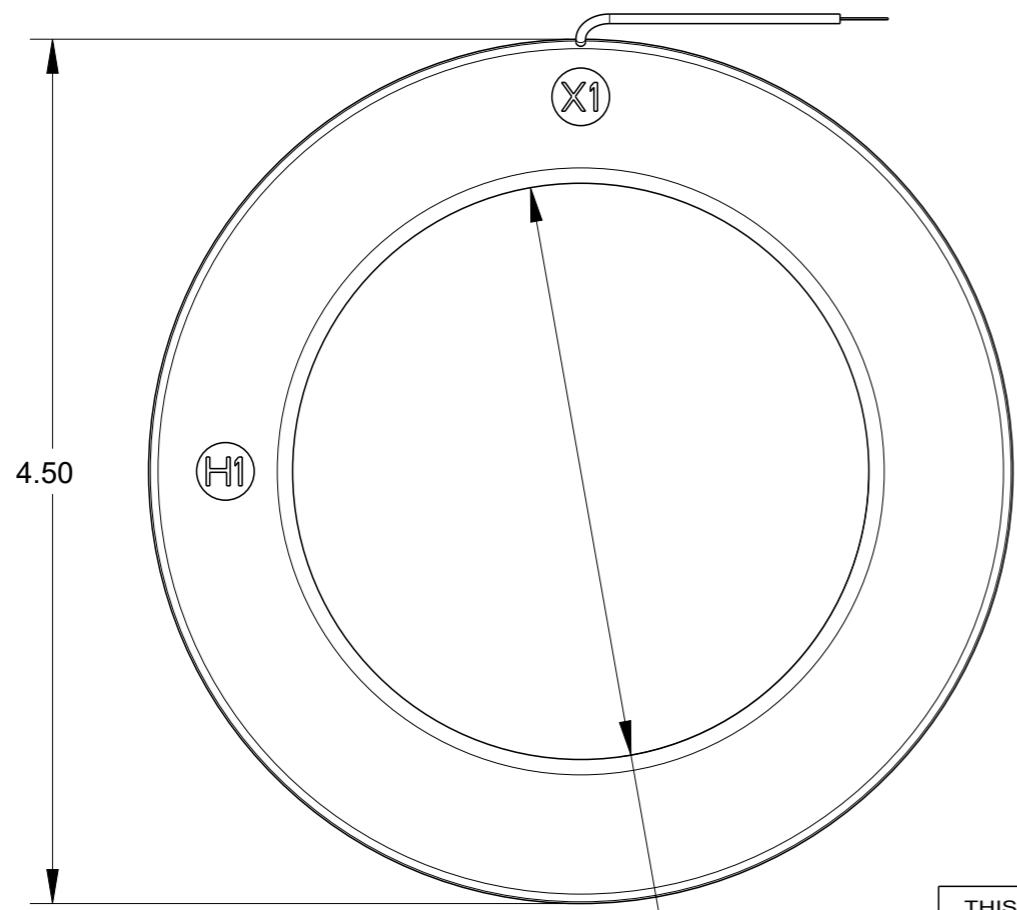
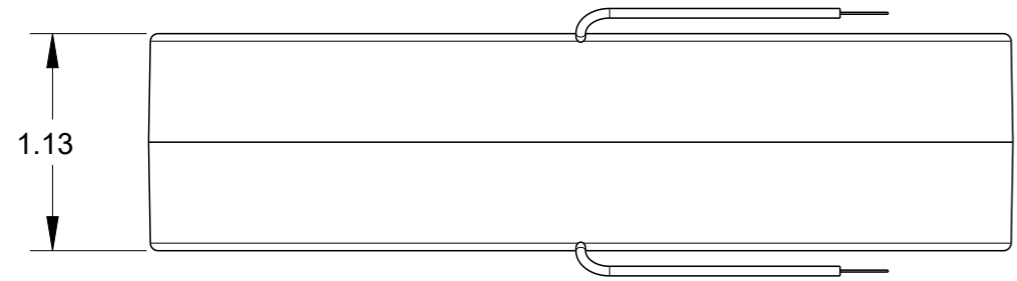
2

1

© 2020 TE Connectivity. All Rights Reserved.

REVISIONS

P	LTR	DESCRIPTION	DATE	DWN	APVD
1		NEW LAYOUT	09JUN2020	SB	NJ



3.00 DIA.

THIS DRAWING IS A CONTROLLED DOCUMENT.

DIMENSIONS:	TOLERANCES UNLESS OTHERWISE SPECIFIED:
in	0 PLC ±-
	1 PLC ±-
	2 PLC ±-
	3 PLC ±-
	4 PLC ±-
	ANGLES ±

MATERIAL TBD

FINISH	-
--------	---

DWN 09JUN2020  
SHRICHARANA B  
CHK 09JUN2020  
NIGEL JOHNSON  
APVD 09JUN2020  
NIGEL JOHNSON



NAME  
**ANSI CT - MODEL 76RL  
DIMENSIONAL DRAWING**

PRODUCT SPEC -  
APPLICATION SPEC -  
WEIGHT -

SIZE	CAGE CODE	DRAWING NO	RESTRICTED TO
<b>A3</b>	00779	C=CI-3L53101	-

CUSTOMER DRAWING SCALE 1:1 SHEET 1 OF 1 REV 1