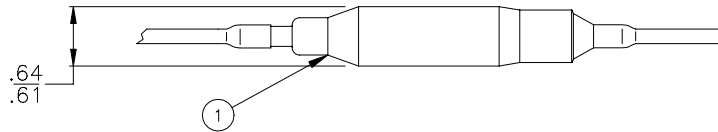
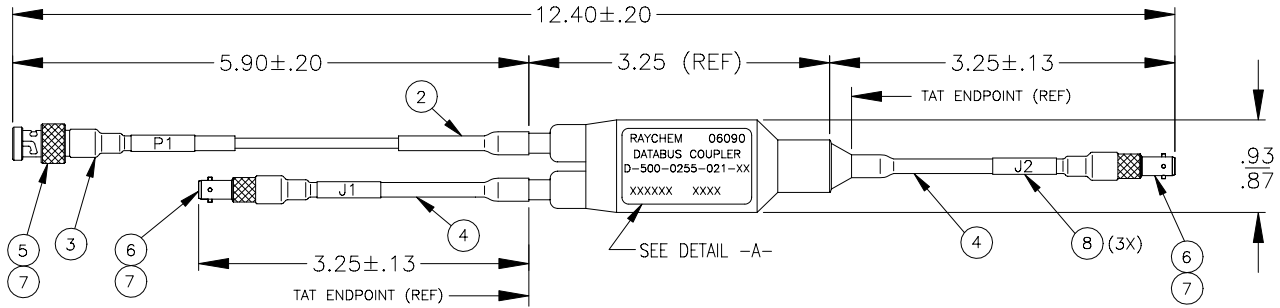


If this document is printed it becomes uncontrolled.
Check with the web for latest revision.

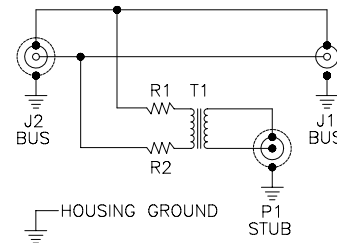
REVISION		
REV	DESCRIPTION	DATE
X	REVISED PER DCR NUMBER T30435	21DEC2001
Y	REVISED PER DCR NUMBER T30849	24APR2002



RAYCHEM 06090
DATABUS COUPLER
D-500-0255-021-XX
XXXXXX YYWW

WW—NUMBER OF WEEK
YY—LAST TWO DIGITS OF YEAR
LOT NUMBER

DETAIL -A-



SCHEMATIC DIAGRAM
R1 AND R2 = 58 OHMS ±2%

NOTES:

- CABLE, EMP-HARDENED RAYCHEM PART NO. 7724C8664.
- FOR FURTHER INFORMATION AND REQUIREMENTS, SEE D-500-0255 AND RESPECTIVE SCD'S.
- TRANSFORMER(S) AND RESISTORS ARE MOUNTED ON A PRINTED WIRING BOARD.

PERFORMANCE:

- REFER TO RAYCHEM SPECIFICATION D-6025 FOR PERFORMANCE AND QUALIFICATION REQUIREMENTS.
- DATABUS COUPLER MEETS THE REQUIREMENTS OF RAYCHEM SPECIFICATION D-6020.

8	TMS-SCE-3/8-2.0-9	TMS MARKER SLEEVE
7	SEE TABLES, PAGE 2	TWISTED PAIR CONTACT
6	SEE TABLE 2, PAGE 2	IN-LINE JACK, BAYONET MOUNT
5	SEE TABLE 1, PAGE 2	BAYONET CONNECTOR, PLUG
4	TAT-125-NO.15-9	STRAIN RELIEF TUBING
3	TAT-125-NO.15-9-1.75	CONNECTOR STRAIN RELIEF
2	TAT-125-NO.15-9-1.75	COUPLER STRAIN RELIEF
1		DATA BUS COUPLER
ITEM	DWG/SPEC No.	DESCRIPTION

UNLESS OTHERWISE SPECIFIED
DIMENSIONS ARE INCHES. METRIC
DIMENSIONS ARE IN BRACKETS.

DECIMAL TOLERANCES
.XXX ± 0.005 [0.13 mm]
.XX ± 0.010 [0.25 mm]
.X ± 0.020 [0.50 mm]

ANGLE TOLERANCE
.X ± 0.5 DEG.

WEIGHT
LBS. - [- gm]

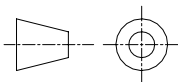
CAD FILE
T30849A.DWG

DRAWN
T RATZLAFF
DATE
06DEC2001

MATERIAL

FINISH

THIRD ANGLE
PROJECTION



SPECIFICATION CONTROL DRAWING

tyco/Electronics/**Raychem**

WIRE AND HARNESSING PRODUCTS
307 CONSTITUTION DRIVE
MENLO PARK, CALIFORNIA 94025

DATABUS COUPLER
WITH BAYONET CONNECTORS

SIZE
A
CODE IDENT. NO.
06090
DWG. NO.
D-500-0255-021-XX

DO NOT SCALE THIS DRAWING

SHEET 1 OF 2

TABLE 1		
COUPLER -XX	ITEM 5 AND 7 BAYONET CONNECTOR, PLUG	ITEM 5 AND 7 MATES WITH JACK, BAYONET MOUNT
	DWG NO.	DWG NO.
-01	DK-621-0052-1S	DK-621-0051-1P
-02	DK-621-0052-1S	DK-621-0051-1P
-03	DK-621-0052-1S	DK-621-0051-1P
-04	DK-621-0052-1S	DK-621-0051-1P
-05	DK-621-0052-1S	DK-621-0051-1P
-06	DK-621-0052-1S	DK-621-0051-1P
-07	DK-621-0052-1S	DK-621-0051-1P
-08	DK-621-0052-1S	DK-621-0051-1P
-09	DK-621-0049-1S	DK-621-0050-1P
-10	DK-621-0047-2S	DK-621-0048-2P
-11	DK-621-0045-3S	DK-621-0046-3P
-12	DK-621-0052-1P	DK-621-0051-1S
-13	DK-621-0049-1P	DK-621-0050-1S
-14	DK-621-0047-2P	DK-621-0048-2S
-15	DK-621-0045-3P	DK-621-0046-3S

TABLE 2		
COUPLER -XX	ITEM 6 AND 7 IN-LINE JACK, BAYONET MOUNT	ITEM 6 AND 7 MATES WITH BAYONET CONNECTOR, PLUG
	DWG NO.	DWG NO.
-01	DK-621-0087-1S	DK-621-0049-1P
-02	DK-621-0088-2S	DK-621-0047-2P
-03	DK-621-0089-3S	DK-621-0045-3P
-04	DK-621-0090-4S	DK-621-0052-1P
-05	DK-621-0087-1P	DK-621-0049-1S
-06	DK-621-0088-2P	DK-621-0047-2S
-07	DK-621-0089-3P	DK-621-0045-3S
-08	DK-621-0090-4P	DK-621-0052-1S
-09	DK-621-0087-1S	DK-621-0049-1P
-10	DK-621-0088-2S	DK-621-0047-2P
-11	DK-621-0089-3S	DK-621-0045-3P
-12	DK-621-0090-4P	DK-621-0052-1S
-13	DK-621-0087-1P	DK-621-0049-1S
-14	DK-621-0088-2P	DK-621-0047-2S
-15	DK-621-0089-3P	DK-621-0045-3S

**If this document is printed it becomes uncontrolled.
Check with the web for latest revision.**

SPECIFICATION CONTROL DRAWING

DRAWN T RATZLAFF	DATE 06DEC2001
CAD FILE T30849B.DWG	



SIZE A	CODE IDENT. NO. 06090	DWG. NO. D-500-0255-021-XX	REV Y
DO NOT SCALE THIS DRAWING		SHEET 2 OF 2	