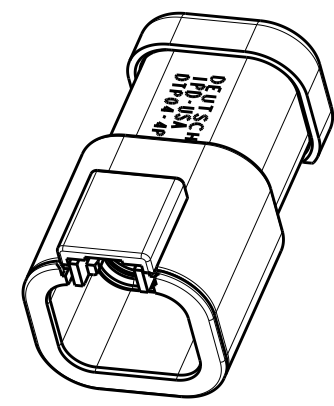
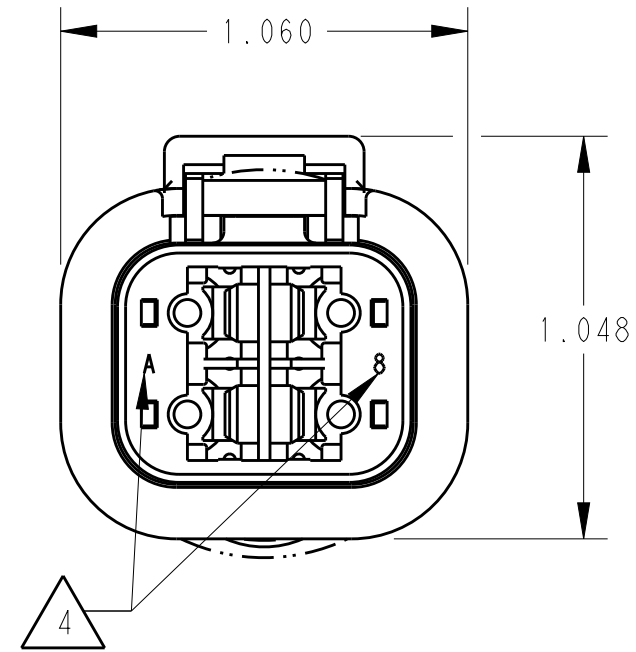
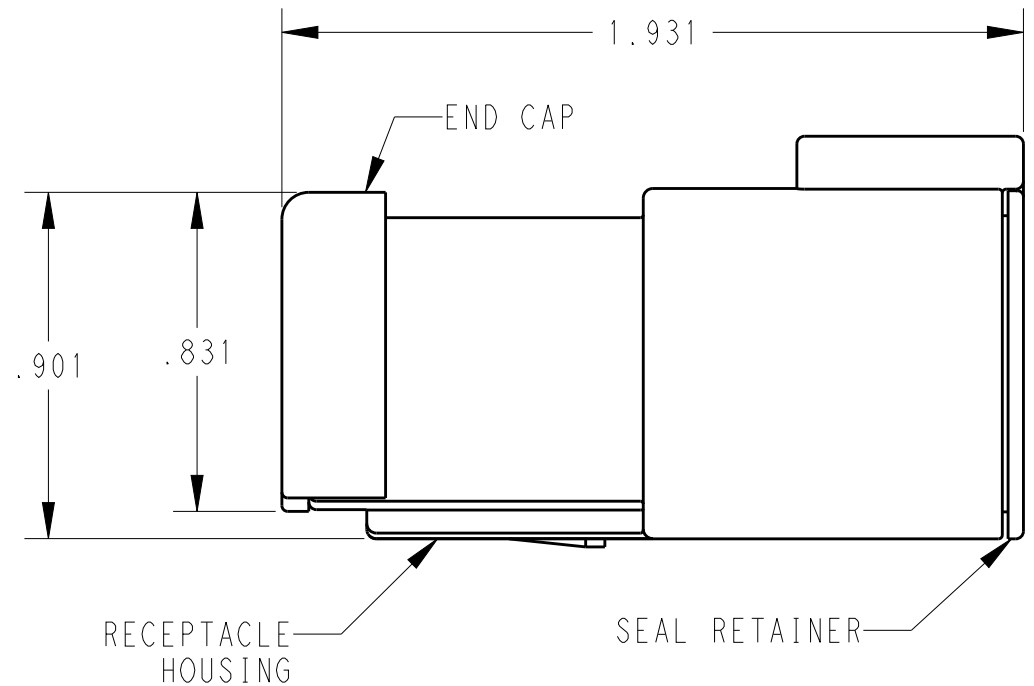
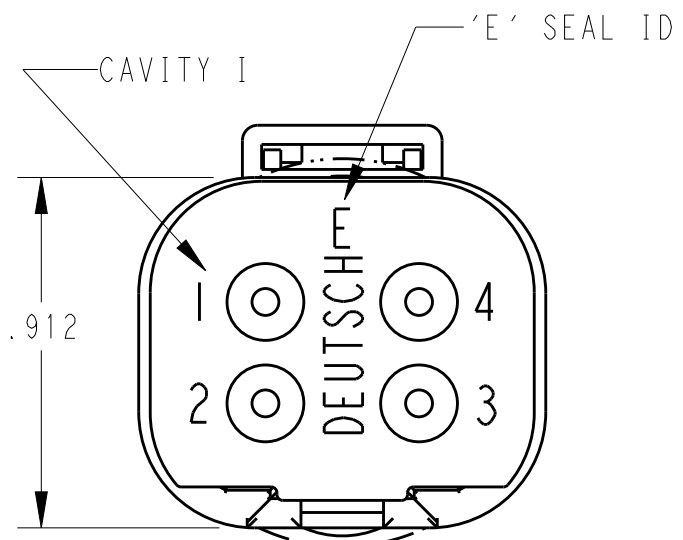


THIS DRAWING IS UNPUBLISHED
 RELEASED FOR PUBLICATION 2015
 © COPYRIGHT 2015 BY - TE CONNECTIVITY ALL RIGHTS RESERVED.

LOC	DIST	REVISIONS			
P	LTR	DESCRIPTION	DATE	DWN	APVD
-	-	NC	NEW RELEASE PER E.O. PI7608	31JAN2002	- RDR
		A	REVISED PER E.O. PI8083	14APR2003	- RDR
		B	RELEASED AS PER ECO-15-003592	25MAR2015	VNB DM
		B1	RELEASED PER PCN E-17-014877	09OCT2017	AJ DM



SCALE 1:1

- 4. DATE CODE: MONTH IS REPRESENTED BY SEQUENTIAL ALPHA CHARACTERS. EX: A=JANUARY. YEAR IS REPRESENTED BY THE LAST DIGIT. EX: 0=2000
- 3. THE RECEPTACLE MATES WITH DTP06-4S-XXXX PLUG (XXXX = ALL MODIFICATIONS)
- 2. MATERIAL:
 RECEPTACLE: PA66 GF15 (GREY)
 END CAP: PA66 GF15 (GREY)
 SEAL RETAINER: PA66 GF15 (GREY)
 INTERFACE SEAL: SILICONE, PHENYL FLUID LUBED (GREEN)
- 1. SECONDARY WEDGE LOCK SOLD SEPARATELY: WP-4P-XXXX (XXXX = ALL MODIFICATIONS)

NOTES: UNLESS OTHERWISE SPECIFIED

CONTACT SIZE	MIN. INSUL. O.D.	MAX INSUL. O.D.	WIRE RANGE [mm ²] REF ONLY
12	.097 [2.46]	.158 [4.01]	10-14 AWG [5.0-2.0]

THIS DRAWING IS A CONTROLLED DOCUMENT.		DWN D. MEYER 25JAN2002	STE TE Connectivity	
DIMENSIONS: INCHES [mm]		CHK T. YOHANNES 11APR2003		
TOLERANCES UNLESS OTHERWISE SPECIFIED:		APVD R. REED 14APR2003	NAME RECEPTACLE W/END CAP 4 CONTACTS SIZE 12 E SEAL-CE01 MOD DTP SERIES	
0 PLC ±-		PRODUCT SPEC 0425-015-0000	SIZE A3	
1 PLC ±-		APPLICATION SPEC 0425-015-0000	CAGE CODE 4AFU8	DRAWING NO. DTP04-4P-CE01
2 PLC ±-		WEIGHT 21.5g	RESTRICTED TO -	
3 PLC ±0.025 [0.64]		CUSTOMER DRAWING		
4 PLC ±-		SCALE NONE		
ANGLES ±-		SHEET 1 OF 1		
FINISH -		REV B1		

