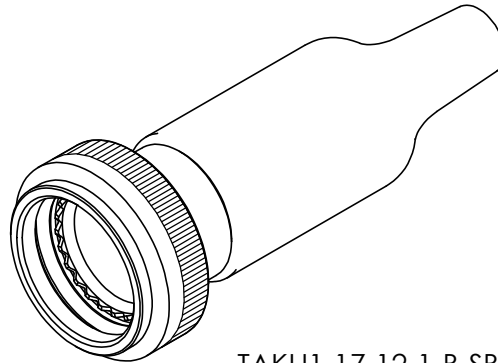


REVISIONS

REV	DESCRIPTION	DATE	DWN	APVD
AC	ECR-22-126298	11/01/2023	N.H	R.S
AD	CRN 26424	03/10/2023	C.W	R.S
AE	CRN 26424	13/09/2024	N.H	R.S



TAKH1-17-12-1-B-SB

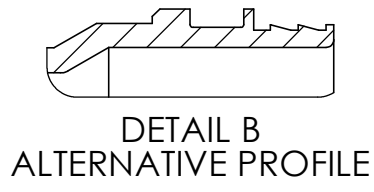
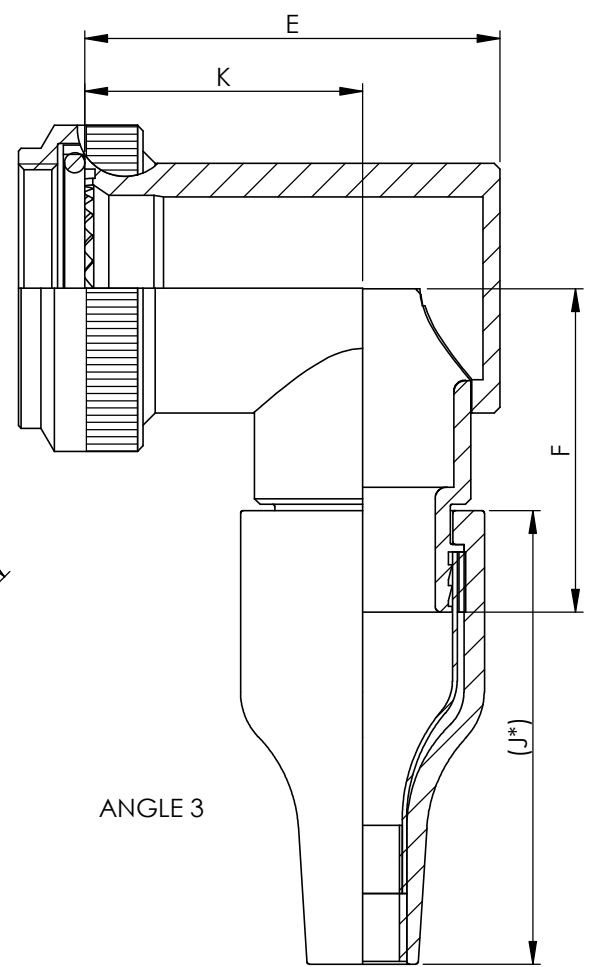
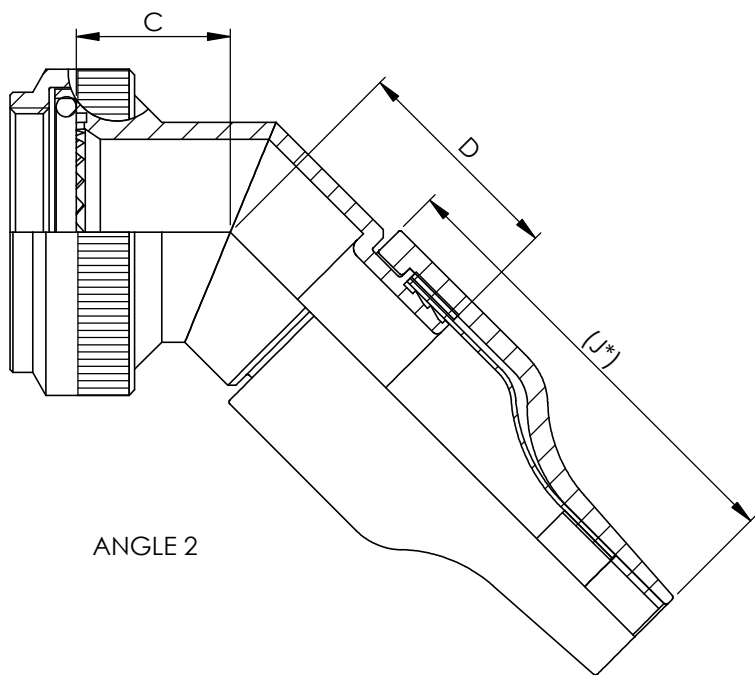
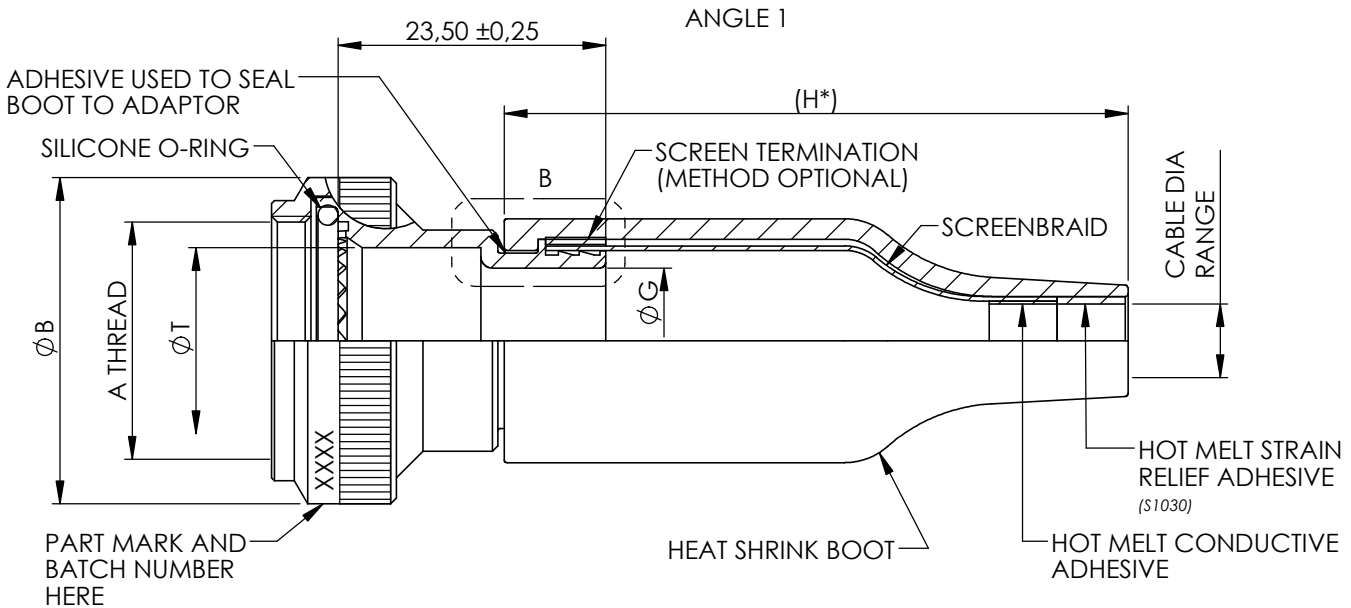
- SERIES
- CONNECTOR INTERFACE
- ANGLE
  - 1 - STRAIGHT
  - 2 - 45 DEG
  - 3 - 90 DEG
- SHELL SIZE (SEE TABLE 1)
- ENTRY SIZE (SEE TABLE 2)
- MATERIAL (SEE TABLE 3)
- FINISH (SEE TABLE 3)
- BOOT OPTION
  - UB - ZERO HALOGEN BOOT - UNSCREENED (AVAILABLE ON ANGLES 1,2 & 3)
  - SB - ZERO HALOGEN BOOT (AVAILABLE ON ANGLES 1,2 & 3)
  - 25AH - STRAIGHT DIESEL RESISTANT BOOT - UNSCREENED (ONLY AVAILABLE ON ANGLE 1)
  - 25CH - STRAIGHT DIESEL RESISTANT BOOT (ONLY AVAILABLE ON ANGLE 1)
  - 100DH - 45DEG ZERO HALOGEN BOOT (ONLY AVAILABLE ON ANGLE 1)
  - 25DH - 45DEG DIESEL RESISTANT BOOT (ONLY AVAILABLE ON ANGLE 1)
  - 100BH - 90DEG ZERO HALOGEN BOOT - UNSCREENED (ONLY AVAILABLE ON ANGLE 1)
  - 100EH - 90DEG ZERO HALOGEN BOOT (ONLY AVAILABLE ON ANGLE 1)
  - 25BH - 90DEG DIESEL RESISTANT BOOT - UNSCREENED (ONLY AVAILABLE ON ANGLE 1)
  - 25EH - 90DEG DIESEL RESISTANT BOOT (ONLY AVAILABLE ON ANGLE 1)

1. THIS PRODUCT IS DESIGNED TO TERMINATE A HEAT SHRINKABLE LIPPED BOOT TO A CONNECTOR.
2. BACKSHELL TO BE PERMANENTLY MARKED/BAGGED AND LABELLED WITH CODE IDENTIFICATION NUMBER AND PART NUMBER. (e.g. U5792-TAKH1-17-08-1-B).
3. BRAID TERMINATION MAY USE A TINEL-LOCK SHAPE MEMORY RING AT MANUFACTURERS DISCRETION.
4. BACKSHELL MATES TO MIL-DTL-38999, SERIES III AND IV, CLASS C, F, K, AND W, D38999/20, /24, /26, /40, /46 AND /47 CONNECTORS, AND WHEN SO MATED SHALL PROVIDE A WATER-TIGHT SEAL MEETING THE REQUIREMENTS OF MIL-C-85049, PARA. 3. 5. 7.
5. ALL BOOTS ARE SUPPLIED ADHESIVE LINED. PLEASE REFER TO INSTALLATION GUIDE ASQAW0201.
6. ASSEMBLY KIT TO INCLUDE ONE CLEANING TISSUE, ONE 100 GRIT EMERY CLOTH & DR25 HEATSHRINK TUBING PACKING PIECES, BAGGED SEPARATELY.

THIS DRAWING IS UNPUBLISHED. ALL RIGHTS RESERVED. BY COPYRIGHT 20

DIMENSIONS: MILLIMETERS	DWN: J.CLARK 04/10/2010	MATERIAL: SEE P/N BREAKDOWN	FINISH: SEE P/N BREAKDOWN
	CHK: D.WRIGLEY 05/10/2020	TE Connectivity	
TOLERANCES UNLESS OTHERWISE SPECIFIED:	APVD: M.PAUL 06/10/2010		
GENERAL TOL LINEAR ±0.25MM ANGULAR ±1°	PRODUCT SPEC:	NAME:	
	APPLICATION SPEC:	HEAT SHRINK BACKSHELL KIT	
	WEIGHT:	SIZE: A4	CAGE CODE: U5792
	CUSTOMER DRAWING	DRAWING NO: C-P13852	RESTRICTED TO:
		SCALE: 1.5:1	SHEET: 1 OF 4
		REV: AE	

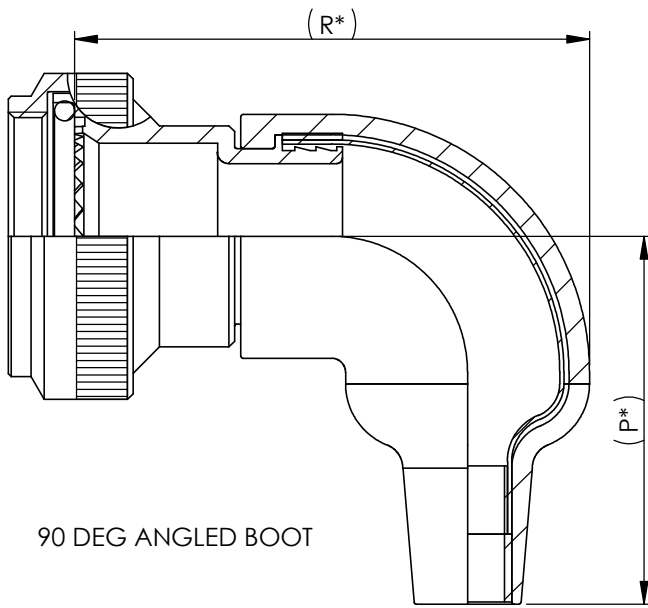
REVISIONS



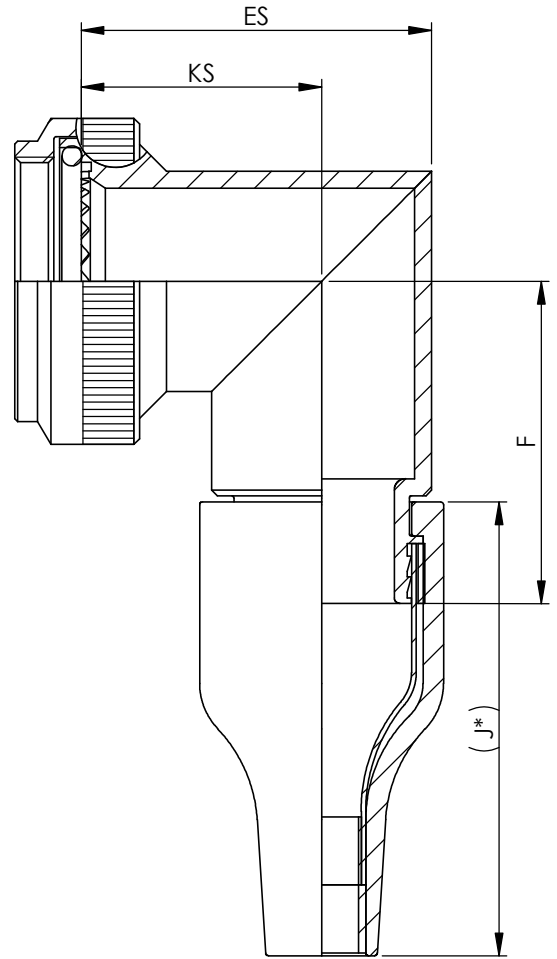
THIS DRAWING IS UNPUBLISHED. ALL RIGHTS RESERVED. BY COPYRIGHT 20

DIMENSIONS: <b>MILLIMETERS</b>	DWN: J.CLARK      04/10/2010	MATERIAL: SEE P/N BREAKDOWN	FINISH: SEE P/N BREAKDOWN
	CHK: D.WRIGLEY      05/10/2020	<b>TE Connectivity</b>	
TOLERANCES UNLESS OTHERWISE SPECIFIED:  <b>GENERAL TOL</b> LINEAR $\pm 0,25$ MM ANGULAR $\pm 1^\circ$	APVD: M.PAUL      06/10/2010		
	PRODUCT SPEC: -	NAME: <b>HEAT SHRINK BACKSHELL KIT</b>	
	APPLICATION SPEC: -	SIZE: <b>A4</b>	CAGE CODE: <b>U5792</b>
	WEIGHT:	DRAWING NO: <b>P13852</b>	RESTRICTED TO
	<b>CUSTOMER DRAWING</b>	SCALE: <b>1,5:1</b>	SHEET: <b>2 OF 4</b> REV: <b>AE</b>

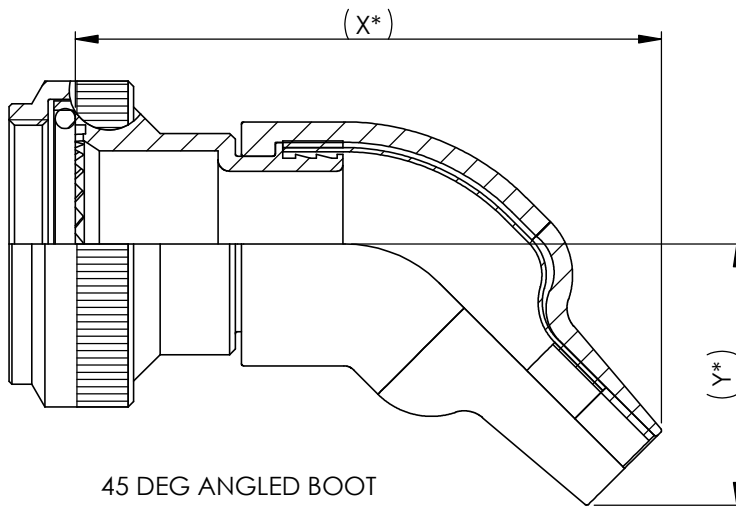
REVISIONS



90 DEG ANGLED BOOT



STAINLESS STEEL  
NICKEL ALUMINIUM BRONZE  
ANGLE 3



45 DEG ANGLED BOOT

\*NOTE:



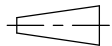
'DIMENSIONS ONLY APPLY AFTER UNRESTRICTED RECOVERY - THE PART IS SUPPLIED WITH THE BOOT IN AN UN-RECOVERED STATE'

RELEASED FOR PUBLICATION

ALL RIGHTS RESERVED.

THIS DRAWING IS UNPUBLISHED.

© COPYRIGHT 20 BY

DIMENSIONS: MILLIMETERS	DWN: J.CLARK	04/10/2010	MATERIAL: SEE P/N BREAKDOWN	FINISH: SEE P/N BREAKDOWN				
	CHK: D.WRIGLEY	05/10/2020	 TE Connectivity					
TOLERANCES UNLESS OTHERWISE SPECIFIED:	APVD: M.PAUL	06/10/2010			PART NUMBER:	TAKH SERIES		
GENERAL TOL LINEAR $\pm 0.25$ MM ANGULAR $\pm 1^\circ$	PRODUCT SPEC:	-	NAME:					
	APPLICATION SPEC:	-	HEAT SHRINK BACKSHELL KIT					
 	WEIGHT:	-	SIZE	CAGE CODE	DRAWING NO	RESTRICTED TO		
	CUSTOMER DRAWING	-	A4	U5792	©-P13852	-		
			SCALE	1.5:1	SHEET	3 OF 4	REV	AE

REVISIONS

TABLE 1

SHELL SIZE	A THREAD	B MAX	T MIN	C MAX	D ±0,50	E MAX	F MAX	K ±0,50	ES MAX	KS ±0,50
09	M12 x 1,0	18,0	6,7	13,1	17,1	25,7	24,0	17,5	21,5	16,3
11	M15 x 1,0	21,0	10,2	13,9	18,2	26,7	25,7	17,5	24,6	17,2
13	M18 x 1,0	24,5	13,5	14,5	18,6	31,2	27,2	20,0	28,6	19,4
15	M22 x 1,0	29,0	16,2	15,5	19,5	37,2	28,7	24,5	31,3	21,0
17	M25 x 1,0	32,5	19,4	16,1	20,3	40,2	30,4	26,7	34,5	22,8
19	M28 x 1,0	35,5	21,8	16,8	20,8	44,7	32,0	27,0	38,7	25,3
21	M31 x 1,0	37,0	25,1	17,1	21,7	49,2	33,6	30,5	41,0	26,1
23	M34 x 1,0	40,0	28,2	17,7	22,0	51,7	35,1	31,5	43,9	27,6
25	M37 x 1,0	43,5	31,4	18,4	22,9	53,2	36,6	28,5	46,7	29,1

TABLE 2

ENTRY SIZE	ØG MIN	H MAX	J MAX	R MAX	P MAX	X MAX	Y MAX	CABLE DIA RANGE
05	7,9	60	40	45	35	70	35	4,5 - 9,0
08	12,7	60	40	50	40	80	40	6,0 - 12,0
10	15,8	72	48	55	50	90	45	7,5 - 15,0
12	19,0	72	48	60	55	100	55	9,0 - 18,0
16	25,4	95	55	65	65	110	65	10,0 - 25,0
20	31,8	125	70	65	65	120	65	12,5 - 30,0
24	38,1	125	70	75	90	130	75	15,0 - 36,0

TABLE 3


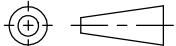
MATERIAL / FINISH	DESCRIPTION
1-B	ALUMINIUM ALLOY - CADMIUM OLIVE DRAB OVER ELECTROLESS NICKEL
1-C	ALUMINIUM ALLOY - ELECTROLESS NICKEL
2-Z	NICKEL ALUMINIUM BRONZE - SHOTBLAST
4-J	STAINLESS STEEL - PASSIVATE

RELEASED FOR PUBLICATION

ALL RIGHTS RESERVED.

THIS DRAWING IS UNPUBLISHED.

© COPYRIGHT 20 BY

DIMENSIONS: <b>MILLIMETERS</b>	DWN: J.CLARK 04/10/2010	MATERIAL: SEE P/N BREAKDOWN	FINISH: SEE P/N BREAKDOWN		
	CHK: D.WRIGLEY 05/10/2020	 <b>TE Connectivity</b>			
TOLERANCES UNLESS OTHERWISE SPECIFIED:	APVD: M.PAUL 06/10/2010			PART NUMBER:	TAKH SERIES
<b>GENERAL TOL</b> LINEAR ±0,25MM ANGULAR ±1°	PRODUCT SPEC:	NAME:			
	APPLICATION SPEC:	HEAT SHRINK BACKSHELL KIT			
	WEIGHT:	SIZE	CAGE CODE	DRAWING NO	RESTRICTED TO
	CUSTOMER DRAWING	A4	U5792	©=P13852	
		SCALE	SHEET	REV	
		1,5:1	4 OF 4	AE	