

Power Relay 430

- 1 pole 16A or 2 pole 10A in form A (NO), form B (NC) and form C (CO) versions
- DC and AC coil
- 4kV/8mm coil-contact
- PCB mounting or quick connect terminals
- Mounting brackets or snap mounting
- WG version: product in accordance to IEC 60335-1



Typical applications
Motors, electro valves.

Approvals

VDE REG.-Nr. C820, UL E214025
Technical data of approved types on request.

Contact Data	1 pole	2 pole
Contact arrangement	1 form A (NO) 1 form B (NC) 1 form C (CO)	2 form A (2 NO) 2 form B (2 NC) 2 form C (2 CO)
Rated voltage	250VAC	250VAC
Max. switching voltage	400VAC	400VAC
Rated current	16A	6A
Limiting making current, max 4 s, duty factor 10%	25A	15A
Breaking capacity max.	4000VA	2500VA
Contact material	AgCu3	
Frequency of operation, with/without load	900/36000h-1	

Contact ratings

Type	Contact	Load	Cycles
IEC 61810			
0430 .6 .. 03	C (CO)	16A, 250VAC, $\cos\phi=1$, 70°C	50x10 ³
0430 07 .. 04	2 A (2 NO)	10A, 250VAC, $\cos\phi=1$, 70°C	50x10 ³
0430 07 .. 06	2 C (2 CO)	10A, 250VAC, $\cos\phi=1$, 70°C	50x10 ³
0430 .7 .. 04	2 A (2 NO)	6A, 250VAC, $\cos\phi=1$, 105°C	50x10 ³
0430 .7 .. 06	2 C (2 CO)	6A, 250VAC, $\cos\phi=1$, 105°C	50x10 ³

Mechanical endurance

DC coil	>250x10 ³ operations
AC coil	>250x10 ³ operations

Coil Data

Coil voltage range	
DC coil	6 to 110VDC
AC coil	6 to 240VAC
Operative range, IEC 61810	2

Coil versions, DC coil

Coil code	Rated voltage VDC	Operate voltage VDC	Release voltage VDC	Coil resistance $\Omega \pm 10\%$	Rated coil power mW
9	12	7.8	0.6	145	993
10	24	15.6	1.2	580	993
11	48	31.2	2.4	2200	1047
13	110	71.5	5.5	13000	931

Coil versions, AC coil, 50Hz

Coil code	Rated voltage VAC	Operate voltage VAC	Release voltage VAC	Coil resistance $\Omega \pm 10\%$	Rated coil power VA
03	24	18	3.6	200	1.8
05	60	45	9.0	1250	1.8
06	110	83	16.0	4500	1.8
07	230	170	35.0	17500	1.8

All figures are given for coil without pre-energization, at ambient temperature +23°C, 50Hz. Other coil voltages on request.

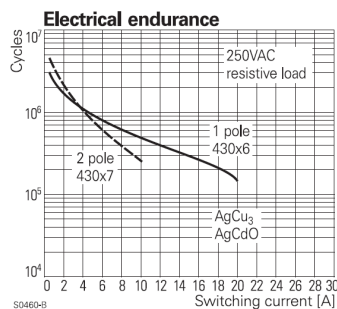
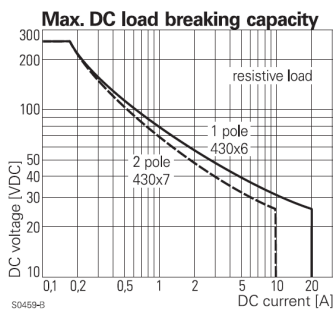
Insulation Data

Initial dielectric strength	
between open contacts	1000V _{rms}
between contact and coil	4000V _{rms}
Clearance/creepage	
between contact and coil	≥8/8mm
between adjacent contacts	≥3/4mm
Material group of insulation parts	IIIa
Tracking index of relay base	PTI250

Other Data

Material compliance: EU RoHS/ELV, China RoHS, REACH, Halogen content refer to the Product Compliance Support Center at www.te.com/customer-support/rohssupportcenter

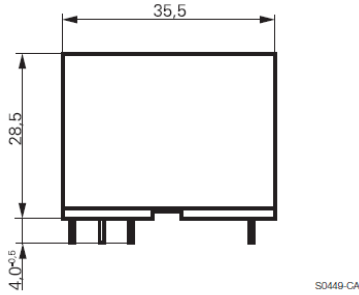
Resistance to heat and fire	according EN60335, par.30
Ambient temperature	-20 to +70°C
Category of environmental protection	
IEC 61810	RT1 - dust protected
Terminal type	PCB-THT, quick connect
Mounting	PCB, mounting brackets, snap mounting, DIN rail
Weight	32g
Resistance to soldering heat THT	
IEC 60068-2-20	270°C/10s
Packaging unit	50 pcs.



Power Relay 430 (Continued)

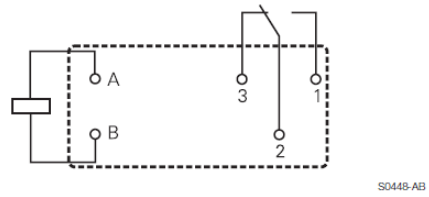
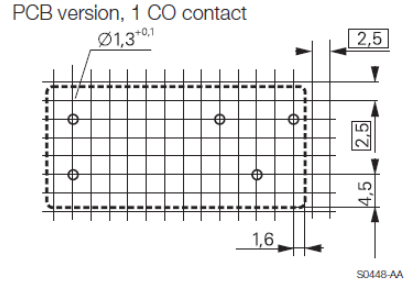
Dimensions

PCB mounting

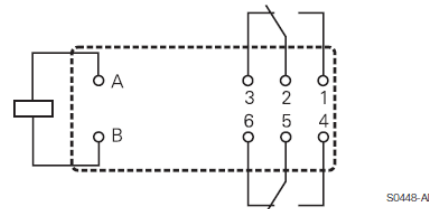
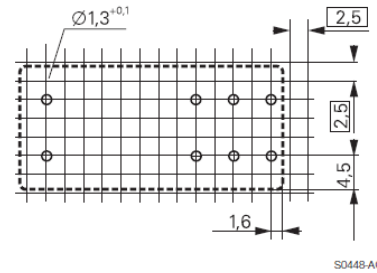


PCB layout / terminal assignment

Bottom view on solder pins

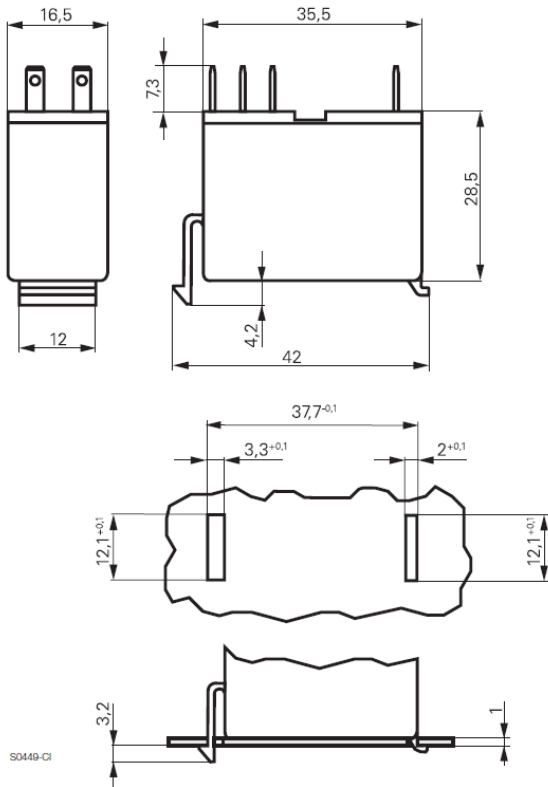


PCB version, 2 CO contacts



Dimensions

Snap mounting



Power Relay 430 (Continued)

Product code structure		Typical product code		0430	1	6	09	0	1	00
Type		0430		Power relay 430						
Mounting		0 PCB version		2 Snap mounting						
		1 Mounting brackets		5 DIN-rail mounting						
Version		6 1 pole		7 2 pole						
Coil		Coil code: please refer to coil versions table								
Contact material		0 AgCu3								
Contact configuration		1 1 form A contact (1 NO)		4 2 form A contacts (2 NO)						
		2 1 form B contacts (1 NC)		5 2 form B contacts (2 NC)						
		3 1 form C contact (1 CO)		6 2 form C contacts (2 CO)						
Version		00 Standard								
		00WG Product in accordance with IEC 60335-1 (domestic appliances) only available on request								

Other types on request.

Product code	Mounting	Cont. material	Cont. arrangement	Coil	Part Number
0430 16 1301 00	Mounting brackets	AgCu3	1 form A (1 NO)	DC coil	2-1415901-1
0430 16 1003 00			1 form C (1 CO)		8-1415430-2
0430 16 1103 00					4-1415902-1
0430 17 1006 00			2 form C (2 CO)		1415404-3
0430 26 0703 00	Snap mounting		1 form C (1 CO)	AC coil	2-1415404-1
0430 27 0706 00	1.0mm plate		2 form C (2 CO)		7-1415530-1