

# 1.5 MM PITCH AMP MINI CT CONNECTOR SERIES

---

## QUICK REFERENCE GUIDE

TE Connectivity's (TE) AMP Mini CT connectors are miniature wire-to-board and wire-to-wire connectors. Like the standard AMP CT connector series, these connectors are tailored for improved harness productivity and feature a compact design with contacts on 1.5 mm pitch. Wire-side connectors can be used to produce a variety of harness styles by fully automatic high-speed assembling machines.

---

## FEATURES AND BENEFITS

- 2 kinds of termination method: IDC, crimp
- Discrete wire interconnect
- Circuits range from 2-20 single row, 22-40 dual row
- AWG 24-28
- Both thru-hole and SMT mounting styles are available
- Kinks for self-retention on boards
- Many components are recognized under the component program of Underwriters Laboratories Inc., file No. E28476
- Certified by Canadian Standards Association, File No. LR 7189

## PRODUCT APPLICATION

- Business equipment
- Industrial machines
- IoT / Smart Devices
- PC, Printer and Fax
- C-TV
- Audio
- Air conditioner
- LED lighting
- Where signals or power are routed

## HOW TO SELECT AN AMP MINI CT CONNECTOR PART NUMBER

The charts on this page highlight the relationship between the number of contacts (positions) to the part number. Please see the sample chart below that was designed to help you select the correct part number for your needs. For single digit position to dash numbers, attach the digit to the end base number. For double digit position to dash numbers, attach the first digit to the front of the part number, add a dash and the base part number, then follow the base part number with a dash and the second digit.

Example Base Part Number	Your criteria	Example Position to Dash Selection					End Part Number Based On Criteria	
		Position	8	9	10	11	12	
353293	You require an 8 position MT housing	Dash Number	-8	-9	-10	-11	-12	353293-8
353293	You require a 12 position MT housing	Dash Number	-8	-9	-10	-11	-12	1-353293-2

## MASS TERMINATION (MT) VS. CRIMP POKE

### MASS TERMINATION (MT) VS. CRIMP POKE

#### MT

- Time savings
- Preloaded IDC contacts
- Automation
- Mates with all headers

#### Crimp Poke

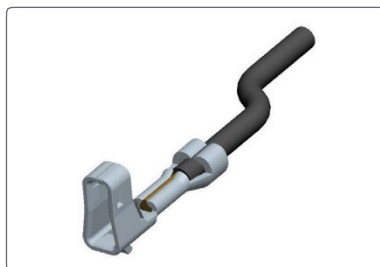
- Cost effective
- Flexibility (AWG)
- Manual labor
- Mates with all headers

AMP Mini CT MT Housing : 353293




Unstripped wire inserted into MT housing.

AMP Mini CT Crimp Contact : 353907



Contact crimped onto a stripped wire to be inserted into a crimp housing.

AMP Mini CT Crimp Housing : 353908



# CABLE SIDE CONNECTORS

## RECEPTACLE CONNECTORS (WIRE APPLICATION)

Description	PN	Photo	Position to Dash																		
			2	3	4	5	6	7	8	9	10	11	12	13	14	15	16	17	18	19	20
MT receptacle housing - AWG : 26-28	353293	<b>A</b>	-2	-3	-4	-5	-6	-7	-8	-9	-10	-11	-12	-13	-14	-15	-16	-17	-18	-19	-20
<b>Mating Part Numbers:</b> 292206; 292207; 292227; 292228; 292239; 292231; 292215; 292208; 292216																		<b>Specifications:</b> C, X			

## CONTACTS

Description	PN	Photo	Specifications
Reel-AWG: 24-28	353907-1	<b>B</b>	B,Y
Loose Piece - AWG: 24-28	353918-1	<b>B</b>	B,Y

## CRIMP TYPE HOUSING

Description	PN	Photo	Position to Dash																		
			2	3	4	5	6	7	8	9	10	11	12	13	14	15	16	17	18	19	20
Crimp receptacle housing - White	353908	<b>C</b>	-2	-3	-4	-5	-6	-7	-8	-9	-10	-11	-12	-13	-14	-15	-16	-17	-18	-19	-20
<b>Mating Part Numbers:</b> 292206; 292207; 292227; 292228; 292239; 292231; 292215; 292208; 292216																		<b>Specifications:</b> B			


# CABLE SIDE CONNECTORS : TOOLING OPTIONS

## APPLICATION TOOLING

AMP Mini CT PN	Description	Tooling PN	Tooling Description	Application Specification	Instruction Sheet
393293	MT Housing	937317-1	Pistol Tool	114-5223	411-5826
353907-1	Crimp Contact - Strip	1426169-1	Leadmaker Applicator	114-5245	411-78049
		1426169-2	Bench Application	114-5245	411-78049
179518-1	Crimp Contact - Loose	1729069-1	Hand Tool	114-5245	411-78106

Automated tooling options are also available. Call Tooling Sales at 800-722-1111 (717-810-2082) for more information.

# AMP MINI CT CONNECTOR STYLES



## 1 DUAL ROW ASSEMBLIES

Two single row receptacle housings, either MT or crimp, that use a holder to mate with a dual row header.

## 2 SOLDER PAD

Designed to secure the SMT headers onto the PCB.

## 3 LOCATING BOSS

A mechanical feature that helps orient the headers onto the PCB.

## 4 PANEL-MOUNT

Transmits signal through a notch in a panel or a PCB and requires two housings to complete a circuit.

## 5 SMT INVERTED THRU BOARD

Positioned through a cutout or notch in a PCB and requires only one housing to complete a circuit. The innovative design avoids wire dress management issues.

Description	PN	Photo	Position to Dash																		
			2	3	4	5	6	7	8	9	10	11	12	13	14	15	16	17	18	19	20
T/H Type Horizontal-Mount Type, w/o Boss	292206	<b>D</b>	-2	-3	-4	-5	-6	-7	-8	-9	-10	-11	-12	-13	-14	-15	-16	-17	-18	-19	-20
T/H Type Vertical-Mount Type, w/ Boss	292207	<b>E</b>	-2	-3	-4	-5	-6	-7	-8	-9	-10	-11	-12	-13	-14	-15	-16	-17	-18	-19	-20
SMT Type Horizontal-Mount Type, w Boss	292227	<b>F</b>	-2	-3	-4	-5	-6	-7	-8	-9	-10	-11	-12	-13	-14	-15	-16	-17	-18	-19	-20

Description	PN	Photo	Position to Dash																		
			2	3	4	5	6	7	8	9	10	11	12	13	14	15	16	17	18	19	20
SMT Type Horizontal-Mount Type, w/o Boss	292228	<b>G</b>	-2	-3	-4	-5	-6	-7	-8	-9	-10	-11	-12	-13	-14	-15	-16	-17	-18	-19	-20
SMT Type Vertical-Mount Type, w Boss	292230	<b>H</b>		-3	-4	-5	-6	-7	-8	-9	-10	-11	-12	-13	-14	-15	-16	-17	-18	-19	-20
SMT Type Vertical-Mount Type, w/o Boss	292231	<b>I</b>		-3	-4	-5	-6	-7	-8	-9	-10	-11	-12	-13	-14	-15	-16	-17	-18	-19	-20

**Mating Part Numbers:** (MT) 353293 or (Crimp) 353908 w/ 353907-1 or 353918-1

**Specifications:** A, X

## SINGLE ROW POST HEADER ASSEMBLIES : PANEL-MOUNT

Description	PN	Photo	Position to Dash																		
			2	3	4	5	6	7	8	9	10	11	12	13	14	15	16	17	18	19	20
Single Row Panel-Mount	292215	<b>J</b>	-2	-3	-4	-5	-6	-7	-8	-9	-10	-11	-12	-13	-14	-15	-16	-17	-18	-19	-20

**Mating Part Numbers:** (MT) 353293 or (Crimp) 353908 w/ 353907-1 or 353918-1

**Specifications:** A, X

## DUAL ROW HEADERS

Description	PN	Photo	Position to Dash											
			22	24	26	28	30	32	34	36	38	40		
Receptacle Housing Connector Mounting Holder	353294	<b>K</b>	-22	-24	-26	-28	-30	-32	-34	-36	-38	-40		

**Note:** Two receptacle housings are applied per holder and one holder per dual row header

**Mating Part Numbers:** 2 x (MT) 353293 or 2 x (Crimp) 353908 w/ 353907-1 or 353918-1

**Specifications:** C, X

## DUAL ROW POST HEADER ASSEMBLIES : BOARD-MOUNT

Description	PN	Photo	Position to Dash										
			22	24	26	28	30	32	34	36	38	40	
Dual Row T/H Type/ Vertical-Mount	292208	L	-22	-24	-26	-28	-30	-32	-34	-36	-38	-40	
Dual Row SMT Type/ Vertical Mount Type w/Boss	292229	M		-24	-26	-28	-30	-32	-34	-36	-38	-40	
Dual Row T/H Type/ Horizontal Mount w/ Board Lock	292262	N	-22	-24	-26	-28	-30	-32	-34	-36	-38	-40	

**Mating Part Numbers:** (MT) 353293 or (Crimp) 353908 w/ 353907-1 or 353918-1 **Specifications:** A, X

## DUAL ROW POST HEADER ASSEMBLIES : PANEL-MOUNT

Description	PN	Position to Dash									
		22	24	26	28	30	32	34	36	38	40
Dual Row Panel-Mount	292216	-22	-24	-26	-28	-30	-32	-34	-36	-38	-40

**Mating Part Numbers:** 353294 w/ 2 x MT or 2 x Crimp Single Row Housings **Specifications:** C, X

## INVERTED THRU BOARD

Description	PN	Photo	Position to Dash					
			1	2	3	4	5	6
SMT Type Thru Board	2106091	O	-1	-2	-3	-4	-5	-6

**Mating Part Numbers:** MT 353293 or crimp 353908 w/ 333907-1 or 333918-1 **Specifications:** D, Z

## MINI CT CABLE ASSEMBLY DESCRIPTION PN

Description	PN	Position to Dash					
		1	2	3	4	5	6
Cable Assembly	2058943	-1	-2	-3	-4	-5	-6

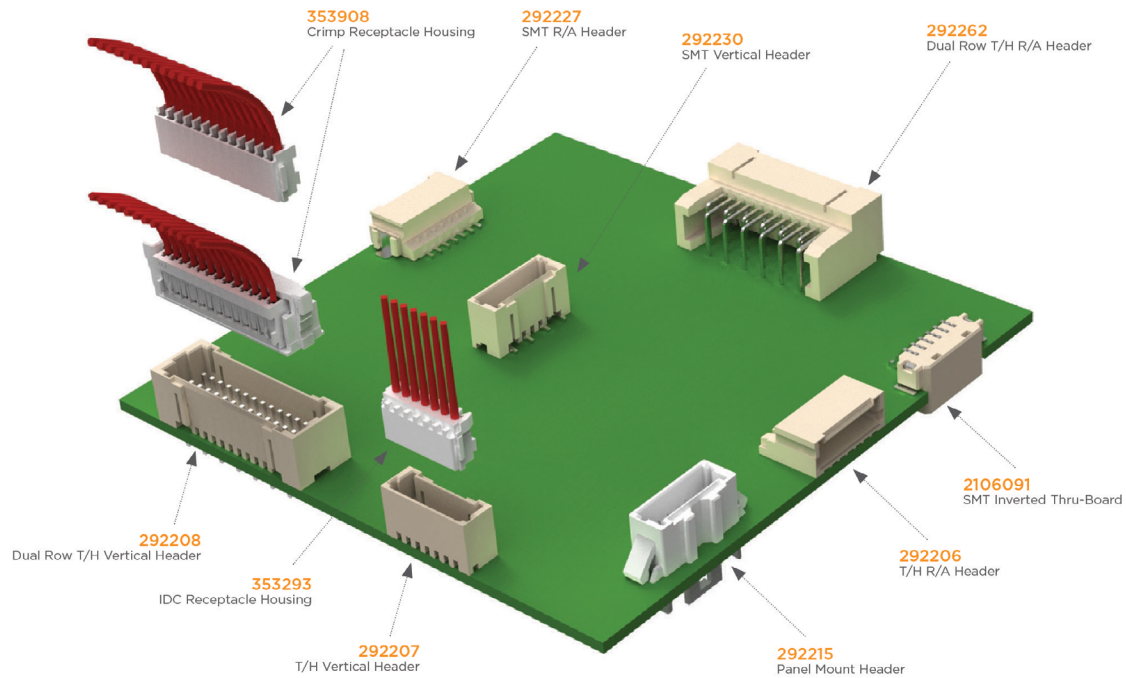
# PRODUCT/APPLICATION SPECIFICATION

## RATINGS

Product Specs		Voltage	Operating Current (Amps)			
			24 AWG	26 AWG	28 AWG	Temperature
A	108-60018	50 V (AC/DC)	-	2	1	-30 to 105°C
B	108-60025	50 V (AC/DC)	3	2.5	1.5	-30 to 105°C
C	108-5525	50 V AC	-	2	2	-65 to 105°C
D	108-2376	50 V (AC/DC)	3	2.5	1.5	-30 to 105°C

Application Specs	
X	114-5223
Y	114-5223
Z	114-13245

## AMP MINI CT MOUNT STYLES



## CABLE ASSEMBLIES

For convenience, a selection of double-ended cable assemblies is available. These cable assemblies are useful for prototyping or for small production runs. For additional sizes, lengths or connector styles, please reach out to the TE sales team or to customer care.

PN	Description	Length	Positions	Housing PN	Contact PN	Wire Gauge	Wire Temp Rating	Wire Voltage Rating	Wire Color
2405870-1	AMP Mini CT 2P 300MM CABLE ASSEMBLY 6-353908-2	300 mm	2	6-353908-2	353907-1	24 AWG	80° C	300 V	Orange
2405870-3	AMP Mini CT 3P 300MM CABLE ASSEMBLY 6-353908-3	300 mm	3	6-353908-3	353907-1	24 AWG	80° C	300 V	Orange
2405870-4	AMP Mini CT 4P 300MM CABLE ASSEMBLY 6-353908-4	300 mm	4	6-353908-4	353907-1	24 AWG	80° C	300 V	Orange
2405870-5	AMP Mini CT 5P 300MM CABLE ASSEMBLY 6-353908-5	300 mm	5	6-353908-5	353907-1	24 AWG	80° C	300 V	Orange
2405870-6	AMP Mini CT 6P 300MM CABLE ASSEMBLY 6-353908-6	300 mm	6	6-353908-6	353907-1	24 AWG	80° C	300 V	Orange
2405870-7	AMP Mini CT 7P 300MM CABLE ASSEMBLY 6-353908-7	300 mm	7	6-353908-7	353907-1	24 AWG	80° C	300 V	Orange
2405870-8	AMP Mini CT 8P 300MM CABLE ASSEMBLY 6-353908-8	300 mm	8	6-353908-8	353907-1	24 AWG	80° C	300 V	Orange
2405870-2	AMP Mini CT 10P 300MM CABLE ASSEMBLY 7-353908-0	300 mm	9	7-353908-0	353907-1	24 AWG	80° C	300 V	Orange



---

## FREQUENTLY ASKED QUESTIONS

### What wire gauge will you be using?

There is more flexibility with AWG when using Crimp (24-28 AWG) vs. MT (26-28 AWG).

### Are the connectors available for IDC?

Yes, we offer an MT version that is preloaded with IDC contacts.

### Is your process automated?

MT housings are suitable for automated processes.

### What current, voltage and operating temperature is required?

Please see product specification information on the charts on page 8 of this document.

### Which is a more standard header, with or without a locating boss?

The most standard headers tend to have a locating boss as it makes it easier for the customer to align the connector onto their board.

### What special retention mechanisms are available to provide stability?

These product's T/H headers have a staggered tine design to provide stability.

### What are my tooling options?

TE offers comprehensive tooling options including manual pistol grip tooling, manual mini-press, pneumatic mini-press, semi-auto DECAM and a fully automatic DECAM assembly machine. For more information, please visit [te.com](http://te.com) or call the tooling assistance center at 800-722-1111 or 717-810-2082

### What if my application is constrained for space with the 1.5 mm AMP Mini CT?

TE continues to develop and design interconnects that meet the needs of miniaturized applications. If your application is constrained for space, take a look at our AMP Micro CT product line.

### Does TE offer pre-made cable assemblies?

Yes, we do offer single ended AMP Mini CT pigtails in various lengths often used in lighting applications. Please reference part number 2058943-x.

## te.com

TE Connectivity, TE, TE connectivity (logo), AMP and DECAM are trademarks owned or licensed by the TE Connectivity Ltd. family of companies. Other logos, product(s) and/or company names might be trademarks of their respective owners.

The information given herein, including drawings, illustrations and schematics which are intended for illustration purposes only, is believed to be reliable. However, TE Connectivity makes no warranties as to its accuracy or completeness and disclaims any liability in connection with its use. TE Connectivity's obligations shall only be as set forth in TE Connectivity's Standard Terms and Conditions of Sale for this product and in no case will TE Connectivity be liable for any incidental, indirect or consequential damages arising out of the sale, resale, use or misuse of the product. Users of TE Connectivity products should make their own evaluation to determine the suitability of each such product for the specific application.

©2023 TE Connectivity. All Rights Reserved.

07/23

## TECHNICAL SUPPORT CENTER

USA: +1 (800) 522-6752

Canada: +1 (905) 475-6222

Mexico: +52 (0) 55-1106-0800

Latin/S. America: +54 (0) 11-4733-2200

Germany: +49 (0) 6251-133-1999

UK: +44 (0) 800-267666

France: +33 (0) 1-3420-8686

Netherlands: +31 (0) 73-6246-999

China: +86 (0) 400-820-6015