



NANONICS CONNECTORS

ACCORDING TO MIL-DTL-32139

QPL-Approved Nanominiature Connectors Offering
Space- and Weight-Saving Durability and Intermateability/
Interchangeability with Other M32139 Connectors

NANONICS CONNECTORS

According to MIL-DTL-32139



Versatile, Durable Dual-Row Assemblies

An important addition to our line of nanominiature rectangular connectors, our new two-row Nanonics connector assemblies are qualified to MIL-DTL-32139 specifications.

ENVIRONMENTAL/MECHANICAL

- **Operating Temperatures:** -65°C to +125°C
- **Durability:** 200 mating cycles

MATERIALS

- **Shell:** Electroless nickel-plated aluminum or passivated stainless steel
- **Contacts:** Gold-plated copper alloy

ELECTRICAL

- **Dielectric Withstanding Voltage:** 250 V at sea level, 100 V at 70,000 feet

FLYING LEADS

- **Size:** 30 AWG, 7 strand
- **Conductor:** Silver-plated copper or high-strength copper alloy
- **Insulation:**
 - DX:** White PTFE (NEMA HP3-ETXBBB9)
 - DM:** Color-coded PTFE (NEMA HP3-ETE BBB(), MIL-STD-681, System 1 color coding)
 - DT:** White ETFE (M22759/33-30-9)
 - TM:** Color-coded ETFE (M22759/33-30-(), MIL-STD-681, System 1 color coding)
- **Standard Lengths:** 6, 18, 36 inches

SIZE AND WEIGHT SAVINGS

- Ultra-compact
- .025" contact centerline
- Small form factor and narrow footprint

RELIABLY RUGGED

- Keying feature helps eliminate mismatching and prevent stubbing
- 200 mating cycles
- Corrosion-resistant shells help withstand harsh environments

COST SAVINGS

- Factory-terminated leads help reduce installation costs
- Captive plug jackscrews eliminate need for additional accessory hardware

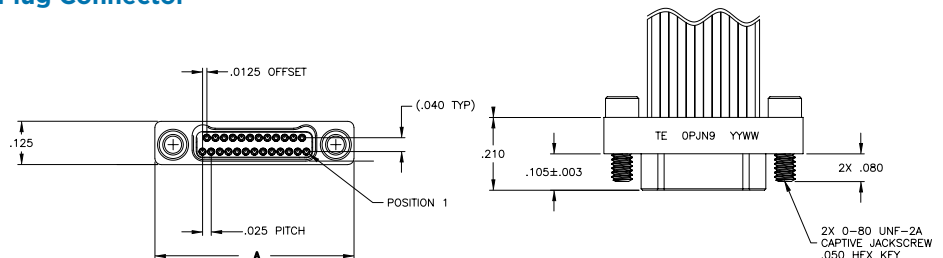
VERSATILE

- Range of shell finishes, wire types, and lead lengths
- Intermateable/interchangeable with competitive MIL-DTL-32139 products
- Seven sizes from 9 to 51 positions

APPLICATIONS

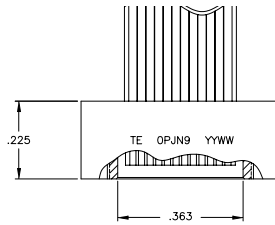
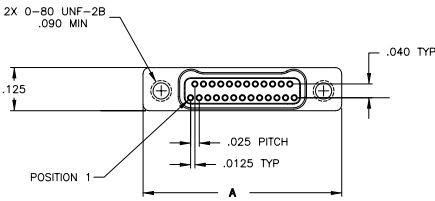
- Aerospace and Defense
- Test and Measurement
- Marine, Oil, and Gas
- Commercial Air

Plug Connector



No. of Positions	Dim A
9	.375
15	.450
21	.525
25	.575
31	.650
37	.725
51	.900

Receptacle Connector



No. of Positions	Dim A
9	.375
15	.450
21	.525
25	.575
31	.650
37	.725
51	.900

Part Numbers: Electroless Nickel-Plated Aluminum Shell

Contact TE for other configurations and shell types

Positions	Wire Type	Part No.					
		6" Lead		18" Lead		36" Lead	
		Plug	Rcpt	Plug	Rcpt	Plug	Rcpt
9	DX	1925214-1	1925221-1	1925214-3	1925221-3	1925214-5	1925221-5
	DM	1925214-7	1925221-7	1925214-9	1925221-9	1-1925214-1	1-1925221-1
	DT	1-1925214-3	1-1925221-3	1-1925214-5	1-1925221-5	1-1925214-7	1-1925221-7
	TM	1-1925214-9	1-1925221-9	2-1925214-1	2-1925221-1	2-1925214-3	2-1925221-3
15	DX	1925215-1	1925222-1	1925215-3	1925222-3	1925215-5	1925222-5
	DM	1925215-7	1925222-7	1925215-9	1925222-9	1-1925215-1	1-1925222-1
	DT	1-1925215-3	1-1925222-3	1-1925215-5	1-1925222-5	1-1925215-7	1-1925222-7
	TM	1-1925215-9	1-1925222-9	2-1925215-1	2-1925222-1	2-1925215-3	2-1925222-3
21	DX	1925216-1	1925223-1	1925216-3	1925223-3	1925216-5	1925223-5
	DM	1925216-7	1925223-7	1925216-9	1925223-9	1-1925216-1	1-1925223-1
	DT	1-1925216-3	1-1925223-3	1-1925216-5	1-1925223-5	1-1925216-7	1-1925223-7
	TM	1-1925216-9	1-1925223-9	2-1925216-1	2-1925223-1	2-1925216-3	2-1925223-3
25	DX	1925217-1	1925224-1	1925217-3	1925224-3	1925217-5	1925224-5
	DM	1925217-7	1925224-7	1925217-9	1925224-9	1-1925217-1	1-1925224-1
	DT	1-1925217-3	1-1925224-3	1-1925217-5	1-1925224-5	1-1925217-7	1-1925224-7
	TM	1-1925217-9	1-1925224-9	2-1925217-1	2-1925224-1	2-1925217-3	2-1925224-3
31	DX	1925218-1	1925225-1	1925218-3	1925225-3	1925218-5	1925225-5
	DM	1925218-7	1925225-7	1925218-9	1925225-9	1-1925218-1	1-1925225-1
	DT	1-1925218-3	1-1925225-3	1-1925218-5	1-1925225-5	1-1925218-7	1-1925225-7
	TM	1-1925218-9	1-1925225-9	2-1925218-1	2-1925225-1	2-1925218-3	2-1925225-3
37	DX	1925219-1	1925226-1	1925219-3	1925226-3	1925219-5	1925226-5
	DM	1925219-7	1925226-7	1925219-9	1925226-9	1-1925219-1	1-1925226-1
	DT	1-1925219-3	1-1925226-3	1-1925219-5	1-1925226-5	1-1925219-7	1-1925226-7
	TM	1-1925219-9	1-1925226-9	2-1925219-1	2-1925226-1	2-1925219-3	2-1925226-3
51	DX	1925220-1	1925227-1	1925220-3	1925227-3	1925220-5	1925227-5
	DM	1925220-7	1925227-7	1925220-9	1925227-9	1-1925220-1	1-1925227-1
	DT	1-1925220-3	1-1925227-3	1-1925220-5	1-1925227-5	1-1925220-7	1-1925227-7
	TM	1-1925220-9	1-1925227-9	2-1925220-1	2-1925227-1	2-1925220-3	2-1925227-3

For More Information

TE Technical Support Center

North America	+1 800 522 6752
Asia Pacific	+86 0 400 820 6015
Austria	+43 1 905 601 228
Baltic Regions	+46 8 5072 5000
Benelux	+31 73 6246 999
Czech Republic	+420 800 701 462
France	+33 1 34 20 86 86
Germany	+49 6251 133 1999
Hungary	+36 809 874 04
Italy	+39 011 401 2632
Nordic	+46 8 5072 5000
Poland	+48 800 702 309
Russia	+7495 790 790 2
Spain/Portugal	+34 93 2910366
Switzerland	+41 52 633 66 26
United Kingdom	+44 800 267 666

Follow us on Twitter for all the latest product news
@TEConnectivity, and on Facebook, TEConnectivity.

te.com/nanomil

© 2015 TE Connectivity Ltd. family of companies. All Rights Reserved.

7-1773700-5 ADM/RRD 2.5M 06/2015

Nanonics, TE, TE Connectivity, TE connectivity (logo) and TE (logo) are trademarks of the TE Connectivity group of companies and its licensors.

Other product or company names mentioned herein may be trademarks of their respective owners.

While TE has made every reasonable effort to ensure the accuracy of the information herein, nothing herein constitutes any guarantee that such information is error-free, or any other representation, warranty or guarantee that the information is accurate, correct, reliable or current. The TE entity issuing this publication reserves the right to make any adjustments to the information contained herein at any time without notice. All implied warranties regarding the information contained herein, including, but not limited to, any implied warranties of merchantability or fitness for a particular purpose are expressly disclaimed. The dimensions herein are for reference purposes only and are subject to change without notice. Specifications are subject to change without notice.

Consult TE for the latest dimensions and design specifications.