



HIRSCHMANN MOBILITY

Cellular Adhesive Antenna

CEL 7026 A/Series

Part Number 920-409-XXX

Features

- Interior and exterior installation on non-conductible materials
- For cellular networks

Technical Data

Dimensions	ca. 107 mm x 54 mm x 3.5 mm
Housing materials	Flexible plastic mould materials (TPU C90A)
Weight	76 g
Temperature range	Operations: -30°C - +80°C Storage: 40°C - + 85°C
Relative humidity	95%
Protection class	IP6k4 (acc. ISO 20653)
Cable type	RG 174 LL

Technical Data

Cellular	
Frequency range	Low: 698 - 960 MHz High: 1710 - 2690 MHz
Services	2G: GSM 850/900 MHz GSM 1800/1900 MHz 3G: UMTS 4G: LTE-bands (1 - 10; 12 - 20; 23, 25; 26 - 30; 33 - 41; 44)
Polarization (low band)	Linear
Gain (linear gain, vertical polarization)	2.15 dBi*
Return loss	< 4.5

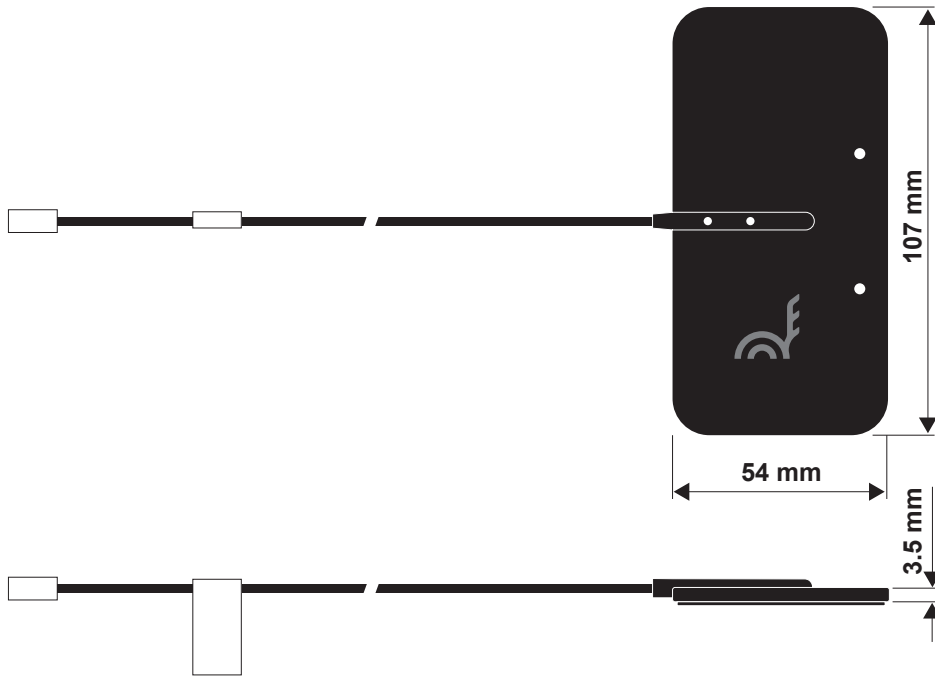
* dBi: referenced to an isotropic radiator

Versions

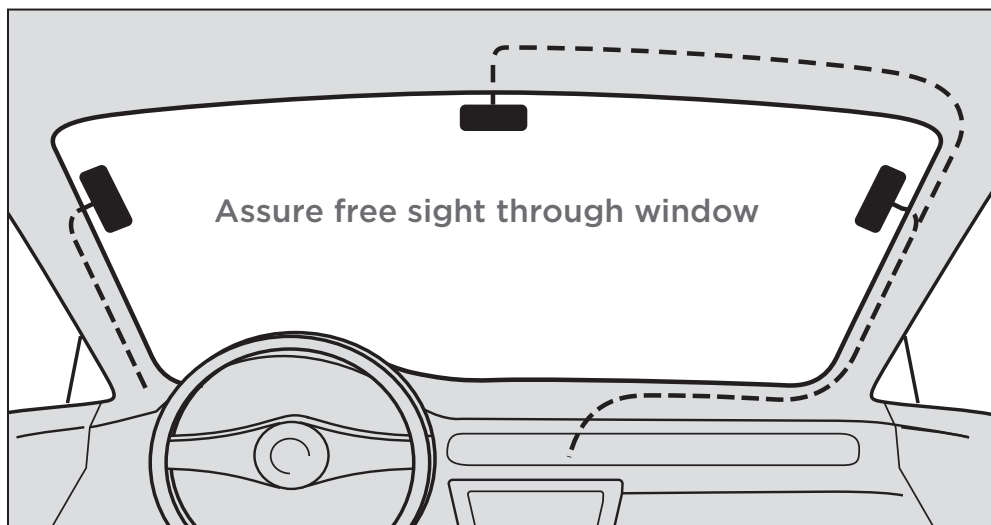
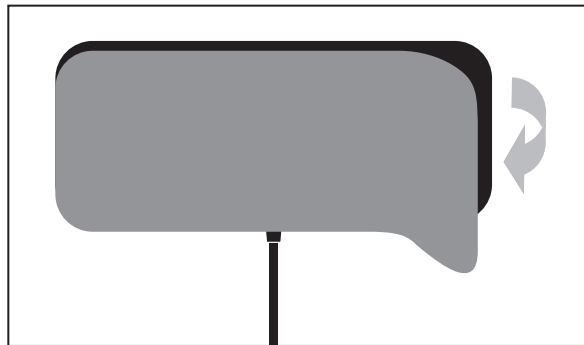

PN	Description	CELL
920-409-001	CEL 7026 A/FAKRA/3.0	3000 +30 mm FAKRAf, D bordeaux
920-409-002	CEL 7026 A/SMA/3.0	3000 +30 mm SMAM

Other cable lengths and connectors on request

Technical Drawing



Installation



te.com/hirschmann-mobility

hirschmann-mobility@te.com

Hirschmann Car Communication GmbH,
a TE Connectivity Company
Stuttgarter Strasse 45-51
72654 Neckartenzlingen | Germany
Phone: +49 7127 14-0 | Fax: +49 7127 14-1428

TE, TE Connectivity, and TE connectivity (logo) are trademarks.
Hirschmann, LTE, GSM, UMTS and FAKRA are trademarks.
Other products and/or company names might be trademarks of their respective owners.

DISCLAIMER While TE Connectivity (TE) has made every reasonable effort to ensure the accuracy of the information in this data sheet, TE does not guarantee that it is error-free, nor does TE make any other representation, warranty or guarantee that the information is accurate, correct, reliable or current. TE reserves the right to make any adjustments to the information contained herein at any time without notice. TE expressly disclaims all implied warranties regarding the information contained herein, including, but not limited to, any implied warranties of merchantability or fitness for a particular purpose. The dimensions in this data sheet are for reference purposes only and are subject to change without notice. Specifications are subject to change without notice. Consult TE for the latest dimensions and design specifications.

© 2022 TE Connectivity. All Rights Reserved. | Published 01-2022