



CTS-420 SERIES

Position Transmitter System

SPECIFICATIONS

- ◆ 4-20mA 2-wire current loop operation
- ◆ Linear stroke ranges from 0.25 to 10 inches
- ◆ Rotary version 0 to 90° range
- ◆ Wide operating temperature range
- ◆ Compact size
- ◆ Remote sensor operation up to 35 ft [10m]
- ◆ MS style hermetic connector on the sensors
- ◆ Rugged splash-proof electronics housing (*optional*)

The **CTS-420 Series** is a 2-wire current loop position transmitter system especially suited to measurements in process industries. Each system consists of either an HCI Series LVDT linear position sensor or an R36AS RVDT rotary position sensor, along with an electronics module which provides a 4-20mA current loop output.

The CTS-420 operates on an unregulated 10 to 36VDC supply voltage. The electronics module provides the position sensor with the required AC voltage excitation voltage and converts the AC voltage output into a smooth 4-20mA signal. The zero and span adjustment potentiometers, as well as the sensor and loop supply connection terminals, are all conveniently located on the front panel for easy installation and calibration.

The HCI LVDTs are specifically designed for the CTS-420 system. These LVDTs are constructed of stainless steel and are hermetically sealed. Like in most of our LVDTs, the HCI windings are vacuum impregnated with a specially formulated, high temperature, flexible resin, and the coil assembly is potted inside its housing with a two-component epoxy. This provides excellent protection against hostile environments such as high vibration and shock. Both the LVDT and the RVDT sensors feature an integral welded-on electrical hermetic connector.

The CTS-420 is ideal for applications where the sensor must be remotely located from the electronics (up to 35 feet away) due to environmental or space considerations. In addition, inductance and capacitance levels are well below the levels set for intrinsic safety requirements.

Also see our other 4-20mA position transmitter models; **PTS-420** (rugged housing, IP-65 LVDT), **HCT** (2-wire LVDT transmitter), **GCT** (heavy-duty gage head), and **RVIT 15-120i** (Rotary Variable Inductance Transmitter).

FEATURES

- ◆ 4-20mA 2-wire current loop operation
- ◆ Linear or rotary position sensing
- ◆ Zero and span adjustable
- ◆ Hermetically sealed (LVDT only)
- ◆ Imperial or metric threaded core (LVDT)
- ◆ Cable assembly up to 35ft. (*optional*)

APPLICATIONS

- ◆ Process industry
- ◆ Remote, oil field valve position monitoring
- ◆ Ship-board turbine throttle position control
- ◆ Paper mill head box position
- ◆ Rolling mill roller gap feedback
- ◆ Damper control on fossil fuel power plants

PERFORMANCE SPECIFICATIONS

ELECTRICAL SPECIFICATIONS							
Parameter	CTS-420 250	CTS-420 500	CTS 420-1000	CTS-420 2000	CTS-420 4000	CTS-420 10000	CTS-420 0-90
Transducer model	HCI 125	HCI 250	HCI 500	HCI 1000	HCI 2000	HCI 5000	R36AS
Measurement range	0.250 [6.35]	0.500 [12.7]	1.0 [25.4]	2.0 [50.8]	4.0 [101.6]	10.0 [254]	0 to 90°
Non-linearity, max.	±0.5% of FR			±1.5% of FR			
Temperature coefficient of sensitivity	±0.02%/°F [±0.036%/°C]						
Loop supply voltage	10 to 36VDC						
Output	4 to 20mA						
Output at null position	12mA (<i>null position is defined as the mid-range position</i>)						
Max loop resistance	595 ohms @ 24VDC (<i>see loop resistance chart below</i>)						
Stability	0.05% of FSO after 30 minutes warm up						
Frequency response	100Hz @ -3db						
Controls	Zero and span potentiometers, 10 turns						
ENVIRONMENTAL AND MATERIAL SPECIFICATIONS							
Operating temperature range (LVDT/RVDT)	-67°F to +300°F [-55°C to +150°C]						
Operating temperature (Electronics module)	-40°F to +200°F [-40°C to +95°C]						
Housing material (LVDT/RVDT)	AISI 400 Series stainless steel						
Electrical connections (LVDT/RVDT)	6-pin MS type connector (MIL-C-5015)						
IEC 60529 rating (LVDT)	IP68 to 1,000 PSI [70 bars] with use of proper mating connector plug						

Notes:

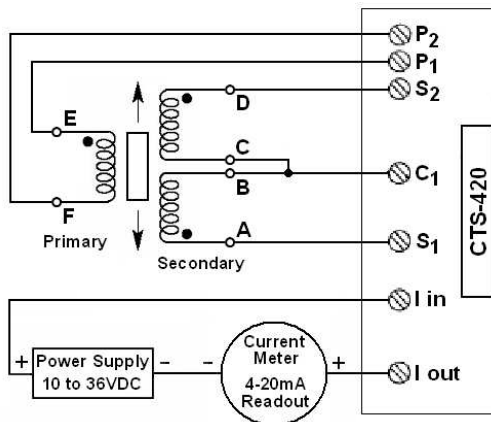
All values are nominal unless otherwise noted

Dimensions are in inch [mm] unless otherwise noted

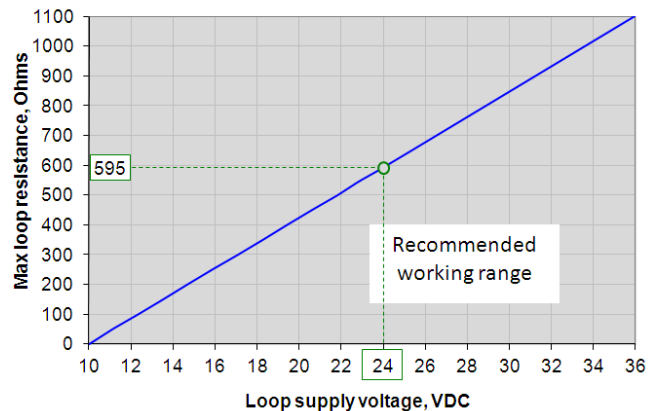
FR: Full Range is the range, end to end; FR=S for a 0 to S range

FSO (Full Scale Output): Largest absolute value of the outputs measured at the ends of the range

WIRING SCHEMATIC & LOOP RESISTANCE

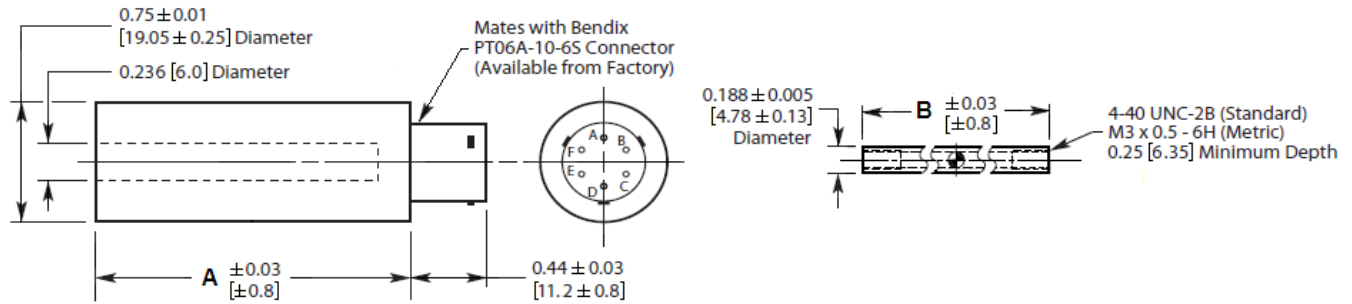


A through F: Connector pin assignments

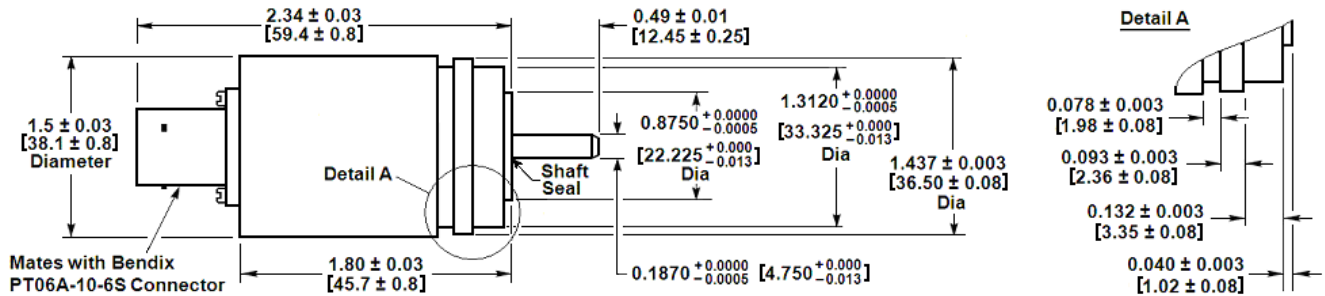


MECHANICAL SPECIFICATIONS – LVDT, HCI SERIES

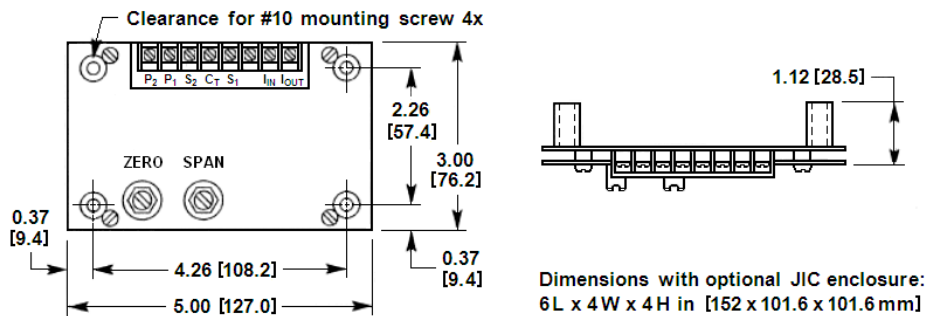
Parameter	CTS-420 250	CTS-420 500	CTS-420 1000	CTS-420 2000	CTS-420 4000	CTS-420 10000
Main body length "A"	2.50 [63.5]	3.84 [97.5]	5.03 [127.8]	7.29 [185.2]	10.68 [271.3]	19.7 [500.4]
Core length "B"	1.10 [27.9]	1.80 [45.7]	3.00 [76.2]	3.80 [96.5]	5.00 [127.0]	6.2 [157.5]



MECHANICAL SPECIFICATIONS – RVDT, MODEL R36AS



MECHANICAL SPECIFICATIONS – ELECTRONICS MODULE



Dimensions are in inch [mm]

ORDERING INFORMATION

Description	Model	Part Number
Transmitter system with 0.25 inch stroke LVDT	CTS-420 250	02291277-000
Transmitter system with 0.50 inch stroke LVDT	CTS-420 500	02291278-000
Transmitter system with 1 inch stroke LVDT	CTS-420 1000	02291279-000
Transmitter system with 2 inch stroke LVDT	CTS-420 2000	02291280-000
Transmitter system with 4 inch stroke LVDT	CTS-420 4000	02291281-000
Transmitter system with 10 inch stroke LVDT	CTS-420 10000	02291282-000
Transmitter system with 0 to 90° range RVDT	CTS-420 0-90	02291283-000
OPTIONS		
Metric threaded core (M3 x 0.5 – 6H) LVDT		XXXXXXXX-006
Guided core LVDT		XXXXXXXX-010
Metric threaded, guide core		XXXXXXXX-016
REPLACEMENT COMPONENTS		
CTS Electronics module only (without LVDT or RVDT)		04290398-000
RVDT ±30°	R36AS	02560927-000
±0.125 inch LVDT	HCI 125	02560916-000
±0.25 inch LVDT	HCI 250	02560917-000
±0.5 inch LVDT	HCI 500	02560919-000
±1 inch LVDT	HCI 1000	02560918-000
±2 inch LVDT	HCI 2000	02560920-000
±5 inch LVDT	HCI 5000	02560921-000
ACCESSORIES		
Mounting block for LVDTs		04560950-000
R-Flex Multipurpose Coupling Kit for RVDT		66530072-000
Mating connector kit for LVDT or RVDT	PT06A-10-6S(SR)	62101011-000
LVDT/RVDT to CTS 420 cable, PT06A-10-6S to Stripped/Tinned	(1)	04290417-000
JIC electronics enclosure		61403006-000
CTS Electronics module only (without LVDT or RVDT)		04290398-000

(1) Cables are shielded, 10 foot long, and are rated 80°C [176°F] operating. Consult factory for other lengths.

NORTH AMERICA

Measurement Specialties, Inc.,
a TE Connectivity company
Tel: 800-522-6752
Email: customercare.frm@te.com

EUROPE

Measurement Specialties (Europe), Ltd.,
a TE Connectivity Company
Tel: 800-440-5100
Email: customercare.bevx@te.com

ASIA

Measurement Specialties (China) Ltd.,
a TE Connectivity company
Tel: 0400-820-6015
Email: customercare.shzn@te.com

TE.com/sensorsolutions

Measurement Specialties, Inc., a TE Connectivity company.

Measurement Specialties, TE Connectivity, TE Connectivity (logo) and EVERY CONNECTION COUNTS are trademarks. All other logos, products and/or company names referred to herein might be trademarks of their respective owners.

The information given herein, including drawings, illustrations and schematics which are intended for illustration purposes only, is believed to be reliable. However, TE Connectivity makes no warranties as to its accuracy or completeness and disclaims any liability in connection with its use. TE Connectivity's obligations shall only be as set forth in TE Connectivity's Standard Terms and Conditions of Sale for this product and in no case will TE Connectivity be liable for any incidental, indirect or consequential damages arising out of the sale, resale, use or misuse of the product. Users of TE Connectivity products should make their own evaluation to determine the suitability of each such product for the specific application.

© 2015 TE Connectivity Ltd. family of companies All Rights Reserved.