


**Miniature PCB Relay OJS 10A/16A**

- 1 pole 10/16A, 1 form A (NO)
- 10A rating with sensitive coil 200mW
- Small size (18.2 x 10.2 x 14.8mm)
- 4000Vrms coil to contact dielectric strength
- Product in accordance to IEC 62368-1



Typical applications

Lighting, smart plug, power supply, appliances, industrial control.

**Approvals**

Certification No. TUV R50497672, UL E82292, CQC21002289617  
Technical data of approved types on request

**Contact Data**

Contact arrangement	1 form A, 1 NO
Rated voltage	250VAC
Max. switching voltage	277VAC
Rated current	10A(HM), 16A(HE)
Contact material	AgSnOInO
Min. recommended contact load	100mA at 5VDC
Frequency of operation, with/without load	360/18000 ops./h
Operate/release time max. (including bounce time)	OJS-HM:15ms/4ms OJS-HE:10ms/4ms

Electrical endurance <sup>1)</sup>	
UL, TUV, CQC	
HM, 10A, 250/277 VAC, +85°C	50x10 <sup>3</sup> ops.
HE, 16A, 250/277 VAC, +85°C	30x10 <sup>3</sup> ops.
Internal test	
8A, 250VAC res, +23°C	100x10 <sup>3</sup> ops.
Mechanical endurance, DC coil	10x10 <sup>6</sup> ops.

1) Consult with application engineers about contact performance of wash tight version.

**Coil Data**

Coil voltage range	5 to 48VDC
Operative range, IEC 61810	2
Coil insulation system according UL	Class F

**Coil versions, DC coil, OJS-HM type**

Coil code	Rated voltage VDC	Operate voltage VDC	Release voltage VDC	Coil resistance Ω±10%	Rated coil power mW
03	3	2.25	0.15	45	200
05	5	3.75	0.25	125	200
06	6	4.5	0.3	180	200
09	9	6.75	0.45	405	200
12	12	9	0.6	720	200
24	24	18	1.2	2880	200
48	48	36	2.4	11520	200

**Coil versions, DC coil, OJS-HE type**

Coil code	Rated voltage VDC	Operate voltage VDC	Release voltage VDC	Coil resistance Ω±10%	Rated coil power mW
03	3	2.25	0.15	20	450
05	5	3.75	0.25	56	450
06	6	4.5	0.3	80	450
09	9	6.75	0.45	180	450
12	12	9	0.6	320	450
24	24	18	1.2	1280	450
48	48	36	2.4	5120	450

All figures are given for coil without pre-energization, at ambient temperature +23°C

**Insulation Data**

Initial dielectric strength	
between open contacts	750V <sub>rms</sub>
between contact and coil	4000V <sub>rms</sub>
Initial insulation resistance	1000MΩ
Clearance/creepage	
between contact and coil	7mm / 11mm
Type of insulation	Reinforced insulation between coil and contacts

**Other Data**

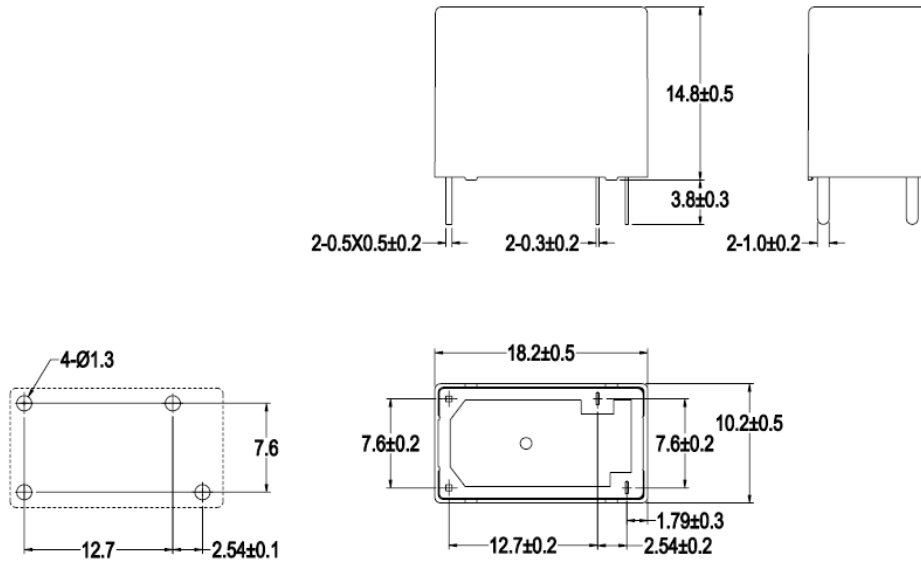
Material compliance: EU RoHS/ELV, China RoHS, REACH, Halogen content refer to the Product Compliance Support Center at [www.te.com/customersupport/rohssupportcenter](http://www.te.com/customersupport/rohssupportcenter)

Ambient temperature	-40°C to +85°C
Category of environmental protection	IEC 61810
	RTII - flux proof RTIII - wash tight
Vibration resistance	10 to 55Hz, double amplitude 1.5mm
Shock resistance (functional)	10g
Shock resistance (destructive)	100g
Cold storage	240h, -40°C
Dry heat	240h, +85°C
Temperature cycling (Shock)	100cycles, -40/+85°C
Thermal endurance	OJS-HM: 1,000hrs, 10A, +85°C OJS-HE: 1,000hrs, 16A, +85°C
Weight	Approx. 5.8g
Resistance to soldering heat THT	
IEC 60068-2-20	RTII: 270°C/10s RTIII: 260°C/10s
Packaging unit	tray/100, Carton box/1000

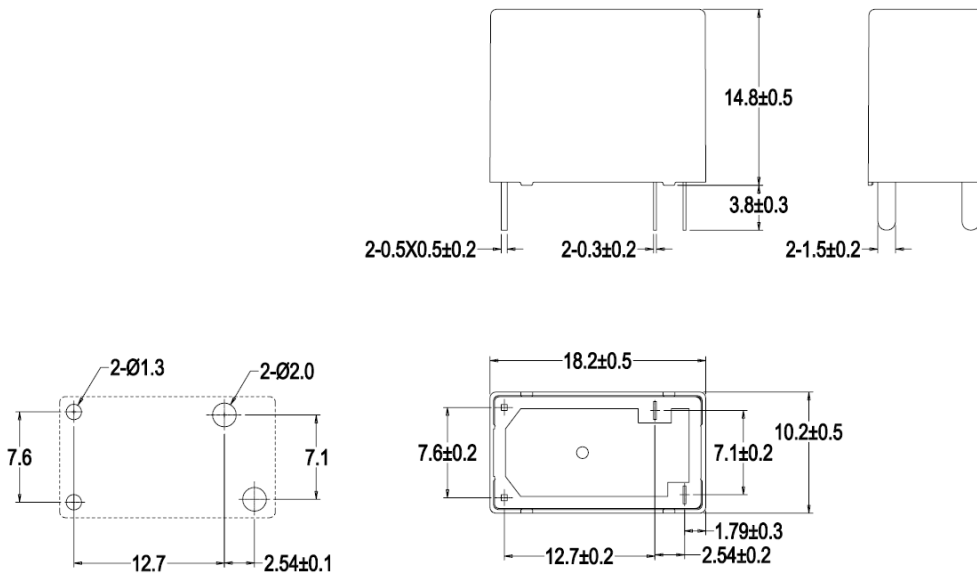
**Miniature PCB Relay OJS 10A/16A** (Continued)

**Dimensions**

**OJS HM 10A Outline and PCB Layout**

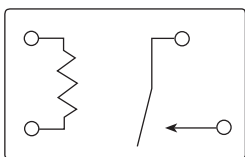


**OJS HE 16A Outline and PCB Layout**



**Terminal assignment**

Bottom view on solder pins



**Miniature PCB Relay OJS 10A/16A** (Continued)

<b>Product code structure</b>	Typical product code	<b>OJS</b>	<b>-SS</b>	<b>-1</b>	<b>12</b>	<b>HM</b>	<b>F</b>	<b>,00000</b>
<b>Type</b>	OJS Miniature PCB Relay							
<b>Category of protection</b>	<b>SS</b> flux proof <b>SH</b> wash tight							
<b>Number of poles</b>	1 1 pole							
<b>Coil voltage</b>	Coil code: please refer to coil versions table (e.g. 12 = 12VDC)							
<b>Contact rating and coil power</b>	<b>HM</b> 200mW coil power, 10A type <b>HE</b> 450mW coil power, 16A type							
<b>Insulation system designation</b>	F Coil Insulation Class F (155°C)							
<b>Suffix</b>	,00000 Standard ,XXXXX customized type							

Product code	Rating	Enclosure	Coil voltage	Coil power	Insulation	Part number
OJS-SH-105HMF, 00000	10A	Wash tight	5VDC	200mW	Class F	2071556-9
OJS-SH-112HMF, 00000			12VDC			2071556-7
OJS-SH-124HMF, 00000			24VDC			2071556-8
OJS-SS-105HMF, 00000		Flux proof	5VDC			2071556-6
OJS-SS-112HMF, 00000			12VDC			2071556-4
OJS-SS-124HMF, 00000			24VDC			2071556-5
OJS-SH-105HEF, 00000	16A	Wash tight	5VDC	450mW		1-2071556-2
OJS-SH-112HEF, 00000			12VDC			2071556-3
OJS-SH-124HEF, 00000			24VDC			1-2071556-0
OJS-SS-105HEF, 00000		Flux proof	5VDC			1-2071556-1
OJS-SS-112HEF, 00000			12VDC			2071556-1
OJS-SS-124HEF, 00000			24VDC			2071556-2

Other types on request.  
This list represents the most common types and does not show all variants covered by this data sheet.