

SCHRACK MINIATURE PCB RELAY RE

GENERAL PURPOSE LOW POWER PCB RELAYS


INTRODUCTION

TE Connectivity (TE)'s miniature power PCB relays RE is general purpose relay designed for various types of loads (e.g., resistive, inductive) with optimized height. The relay is designed as 1 pole 6A with 1 form A (NO) contact with sensitive coil (200mW) and is in wash tight version.

Other advantages include: high initial dielectric strength, PCB area is only 200mm².

FEATURES

- 1 pole 6 A, 1 form A (NO) contact
- Sensitive coil 200 mW
- 4 kV coil-contact
- Optimized height 10.6mm
- PCB area 200mm²
- Wash tight
- Product in accordance to IEC 60335-1 (domestic appliances)



APPLICATIONS

- PLC's
- Timers
- Temperature control
- I/O cards
- White goods

APPROVALS

- VDE Cert. No. 40010578
- UL E214025

Technical data of approved types on request



SCHRACK Miniature PCB Relay RE

General Purpose Relays | Low Power PCB Relays

CONTACT DATA

Contact arrangement	1 form A (NO)
Rated voltage	250VAC
Max. switching voltage	400VAC
Rated current	6A
Limiting making current, max 4s, duty factor 10%	15A
Breaking capacity max.	1500VA
Contact material	AgNi 90/10
Frequency of operation, with/without load	360/72000 ops./h
Operate/release time max.	10/5ms
Bounce time max.	4ms

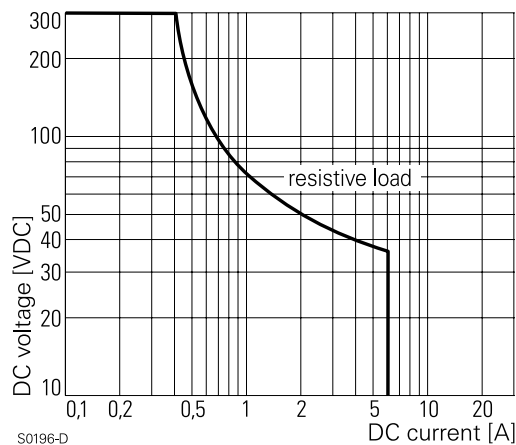
CONTACT RATINGS

Type	Contact	Load	Cycles
IEC 61810			
RE034	A (NO)	6A, 250VAC, $\cos\phi=1$, 70°C	100x10 ³
UL61810-1 (UL508)			
RE034	A (NO)	6A, 250VAC, general purpose, 70°C	100x10 ³
RE034	A (NO)	B300 pilot duty 40°C	6x10 ³
RE034	A (NO)	6A, 30VDC, general purpose, 70°C	100x10 ³
Mechanical endurance		>30x10 ⁶ operations	

CONTACT DATA

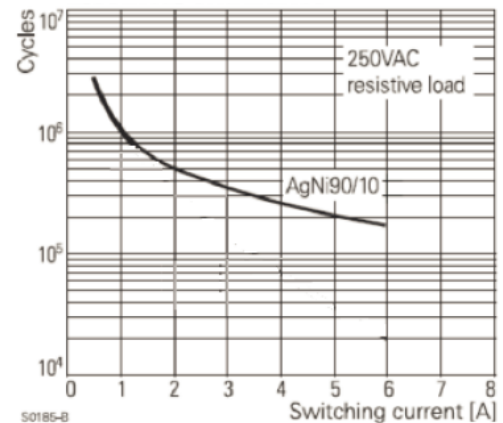
Coil voltage range	5 to 48 VDC
Operative range, IEC 61810	2
Coil insulation system according UL1446	F

MAX. DC LOAD BREAKING CAPACITY



S0196-D

ELECTRICAL ENDURANCE



S0185-B

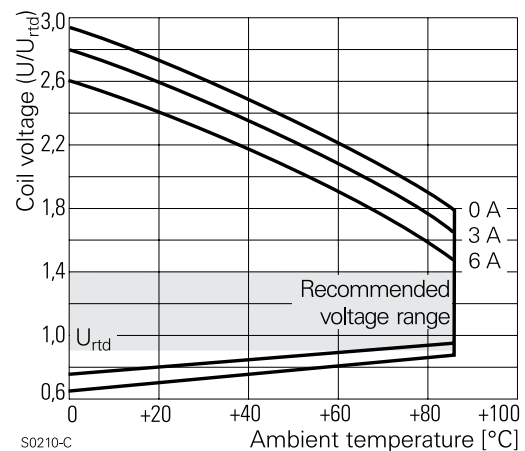
COIL VERSIONS, DC COIL

Coil code	Rated voltage VDC	Operate voltage VDC	Release voltage VDC	Coil resistance $\Omega \pm 10\%^{1)}$	Rated coil power mW
005	5	3.5	0.5	125	200
006	6	4.2	0.6	180	200
009	9	6.3	0.9	405	200
012	12	8.4	1.2	720	200
018	18	12.6	1.8	1620	200
024	24	16.8	2.4	2880 ¹⁾	200
048	48	33.6	4.8	11520 ¹⁾	200

1) Coil resistance $\pm 15\%$.

All figures are given for coil without pre-energization, at ambient temperature +23°C. Other coil voltages on request.

COIL OPERATING RANGE DC



S0210-C

SCHRACK Miniature PCB Relay RE

General Purpose Relays | Low Power PCB Relays

INSULATION DATA

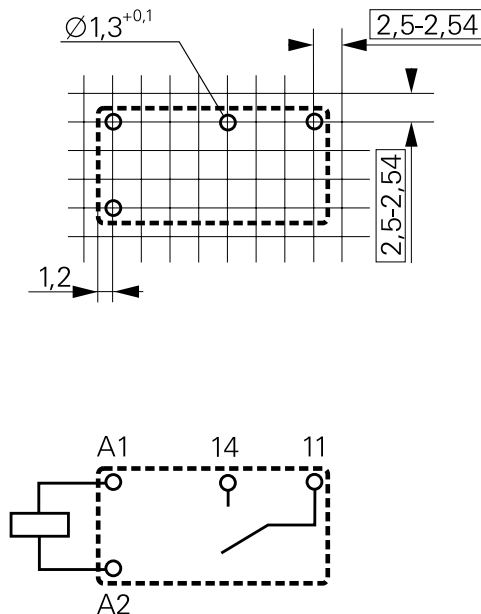
Initial dielectric strength	
Between open contacts	1000V _{rms}
Between contact and coil	4000V _{rms}
Initial insulation resistance	
Open contact circuit	>10x10 ⁹ Ω
Coil-contact circuit	>10x10 ⁹ Ω
Clearance/creepage	
Between contact and coil	≥4/4mm
Material group of insulation parts	IIIa
Tracking index of relay base	PTI250V

OTHER DATA

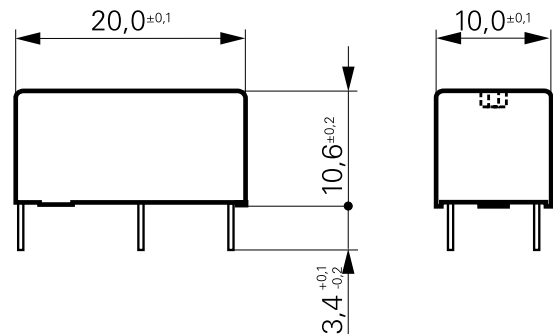
Material compliance	EU RoHS/ELV, China RoHS, REACH, Halogen content refer to the Product Compliance Support Center at www.te.com/customersupport/rohssupportcenter	
Ambient temperature	-40 to +70°C -40 to +85°C at 4A	
Category of environmental protection		
IEC 61810	RTIII - wash tight	
Vibration resistance (functional)	10g	
Terminal type	PCB-THT	
Weight	8 g	
Resistance to soldering heat THT		
IEC 60068-2-20	260°C/5s	
Packaging/unit	tube/25 pcs., box/500 pcs.	

PCB LAYOUT / TERMINAL ASSIGNMENT

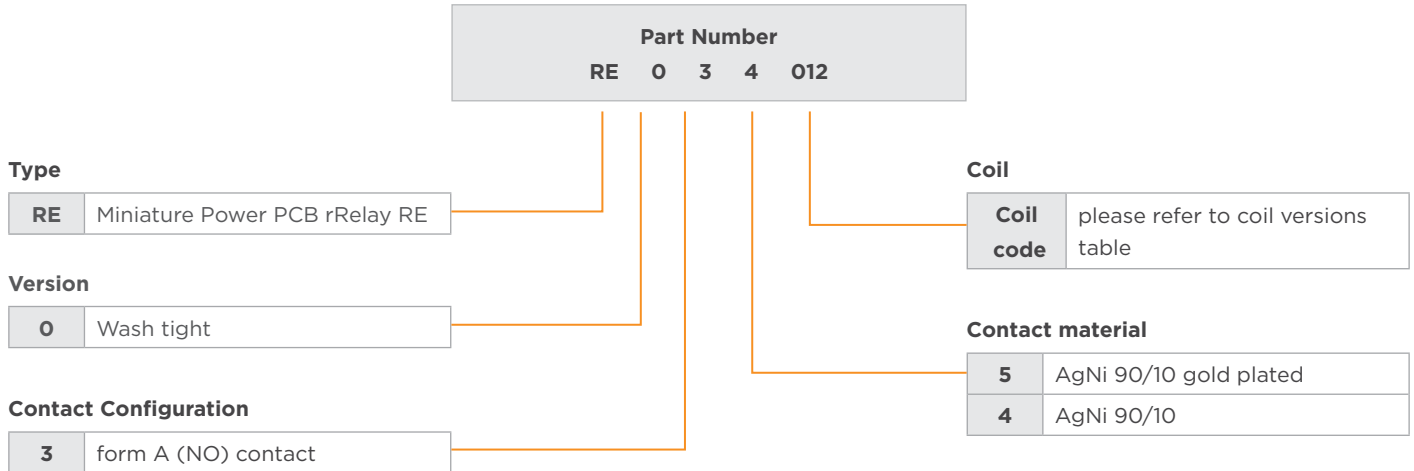
Bottom view on solder pins



DIMENSIONS (UNIT: mm)



PRODUCT CODE STRUCTURE



PRODUCT INFORMATION

Product code	Version	Contacts	Contact material	Coil	TE Part Number
RE034005	wash tight	NO contacts	AgNi 90/10	5 VDC	2-1416010-3
RE034006	wash tight	NO contacts	AgNi 90/10	6 VDC	2-1416010-4
RE034009	wash tight	NO contacts	AgNi 90/10	9 VDC	2-1416010-5
RE034012	wash tight	NO contacts	AgNi 90/10	12 VDC	2-1416010-6
RE034018	wash tight	NO contacts	AgNi 90/10	18 VDC	3-1416010-2
RE034021	wash tight	NO contacts	AgNi 90/10	21 VDC	1956220-7
RE034024	wash tight	NO contacts	AgNi 90/10	24 VDC	2-1416010-7
RE035005	wash tight	NO contacts	AgNi 90/10 gold plated	5 VDC	1956226-3
RE035006	wash tight	NO contacts	AgNi 90/10 gold plated	6 VDC	1956226-5
RE035009	wash tight	NO contacts	AgNi 90/10 gold plated	9 VDC	1956226-7
RE035012	wash tight	NO contacts	AgNi 90/10 gold plated	12 VDC	1956226-1
RE035018	wash tight	NO contacts	AgNi 90/10 gold plated	18 VDC	1956226-9
RE035021	wash tight	NO contacts	AgNi 90/10 gold plated	21 VDC	1-1956226-1
RE035024	wash tight	NO contacts	AgNi 90/10 gold plated	24 VDC	1956226-2
RE035048	wash tight	NO contacts	AgNi 90/10 gold plated	48 VDC	1-1956226-3

te.com

©2024 TE Connectivity Plc. family of companies. All Rights Reserved.

TE Connectivity, TE connectivity (logo) and Every Connection Counts are trademarks owned or licensed by the TE Connectivity Plc. family of companies. All other logos, products and/or company names referred to herein might be trademarks of their respective owners.

While TE has made every reasonable effort to ensure the accuracy of the information in this document, owned or licensed by the TE Connectivity family of companies. TE does not guarantee that it is error-free, nor does TE make any other representation, warranty or guarantee that the information is accurate, correct, reliable or current. TE reserves the right to make any changes to the information contained herein without prior notice. TE Connectivity assumes only those obligations set forth in the terms and conditions for this product and shall in no event be liable for any incidental, indirect, or consequential damages arising out of the sale, resale, use, or misapplication of the product. TE expressly disclaims any implied warranties with respect to the information contained herein, including, but not limited to, implied warranties of merchantability or fitness for a particular purpose. Dimensions, specifications and/or information contained herein are for reference purposes only and are subject to change without notice. Consult TE for the latest dimensions, specifications and/or information. Users of TE Connectivity products must make their own assessment as to whether the respective product is suitable for the respective desired application.

11/24 ED