



D-CT

Diesel Resistant Continuous Tube HEAT SHRINK IDENTIFICATION SYSTEM

Technical Datasheet

TTDS-267 Revision 4 - July 2021

Fluid Resistant, Heat Shrink Identification Marker Sleeving for the identification of wires and cables.

D-CT is the foremost fluid resistant product used in applications where exposure to lubricant and fuel spray is possible.

D-CT is a thin wall, heat shrink tube, manufactured with e-beam technology that gives users the ability to shrink the supplied tube with no damage to material or printed text. Shrinking the tube will ensure the printed mark has a firm hold on the wire.

D-CT gives market leading print performance when used as a complete system, as recommended by TE Connectivity. Refer to TE document 411-121005 IDENTIFICATION PRINTER PRODUCT RIBBON MATRIX for the recommended printer/product/ribbon combinations.

Printed D-CT meets the rail specifications NF F 00608 Categories A & H and BS EN50343. The sleeve also meets the material requirements of SAE-AMS-DTL-23053/6 Class 1.

D-CT Heat Shrink Identification Marker Sleeving is available as part of a complete identification system. The system comprises specific printers, thermal transfer ribbons and WINTOTAL software.

Features

- Self-extinguishing, non-flame propagating
- Resistant to key rail, industrial and military fluids (defined by TE specification RW-2519)
- Designed for rugged environments
- More open profile for easier use
- Military grade performance
- Pre-termination Cable Identification
- Sleeve diameters from 2.4mm to 38.1mm
- Shrink ratio 3:1 (except 38.1 which is 2:1)

Design for Environment

- D-CT fully complies with 2011/65/EU RoHS II directive, and Regulation (EC) number 1907/2006 (REACH)

Further information and a downloadable declaration covering RoHS and REACH compliance can be found at the TE Product Compliance Support Centre:

<http://www.te.com/usa-en/utilities/product-compliance.html>

Temperature Rating

- Operating Temperature Range -75°C to 135°C (-103°F to 275°F)

Applications



Specifications / Approvals

TE Connectivity Standard RW-2519

Rail Standards

EN45545-2, Railway applications - Fire protection on railway vehicles, Part 2: Requirements for fire behaviour of materials and components. Fire Hazard Classification 1, 2 and 3, in accordance with requirement set R24.

NF F 00608 General Railway Equipment, Heat Shrinkable Marker Sleeves and Tubes Classification Type H and Type A.

NFPA 130 Standard for Fixed Guideway Transit and Passenger Rail Systems, Fire protection requirements, Interior Fire Propagation Resistance.

Federal Railroad Administration, DOT, Appendix B to Part 238, Test Methods and Performance Criteria for the Flammability and Smoke Emission Characteristics of Materials used in Passenger Cars and Locomotive Cabs.

SHAZAINENSHI, Japan Railway Rolling Stock & Machinery Association 2003 Classification 'Flame Retardant' Serial Number 2015-164K.

Military

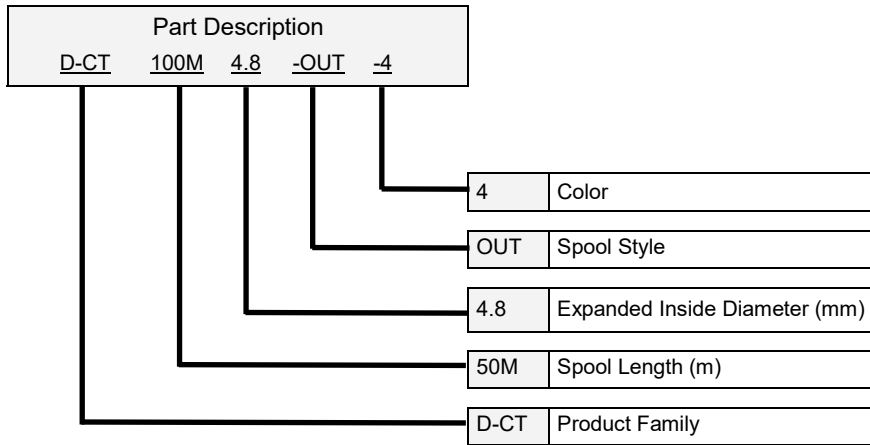
SAE-AMS-23053/6 Insulation Sleeving, Electrical, Heat Shrinkable, Polyolefin, Semi-Rigid, Crosslinked, Class 1.

Print Performance

- MIL 202 Method 215, Resistance to Solvents
- SAE AS 5942, Marking of Electrical Insulating Materials, Adherence
- EN 50343 Rolling Stock Applications - Rolling Stock Rules for Installation of Cabling, Marking for Identification

Where possible, TE have tested product as a finished item, including the print. Operational tests are followed by an assessment of mark adherence to validate fit form and function. Further details can be found in TE standard RW-2519

D-CT Diesel Resistant



Available Options

Spool Size	OUT	Spool does not fit in printers, recommend TE Connectivity PRINTER-UNIVERSAL -REEL-HOLDER, Part Number EC9926-000, reference TTDS-259						
Colors	Standard	Yellow	White					
	Code	4	9					
	Other colors available on request							
	Brown	Red	Orange	Green	Blue	Violet	Grey	Black
	1	2	3	5	6	7	8	0

Ordering Example: D-CT-50M-4.8-OUT-9

i.e. Product Family, Spool Length, Expanded Inside Diameter and Color

Ordering Information

Ordering description	Inside diameter				Recommended cable diameter use range		Spool lengths m (ft)
	As supplied (minimum)		After recovery (Maximum)		mm	inches	
	mm	inches	mm	inches			
D-CT - <spool length> -2.4 - OUT- <Color>	2.4 ¹	0.094	0.8	0.03	0.90 to 1.90	0.035 to 0.075	50 (164)
D-CT - <spool length> -3.2 - OUT- <Color>	3.2 ¹	0.125	1.1	0.04	1.20 to 2.56	0.047 to 0.101	50 (164)
D-CT - <spool length> -4.8 - OUT- <Color>	4.8 ¹	0.189	1.6	0.06	1.70 to 3.84	0.067 to 0.151	50 (164)
D-CT - <spool length> -6.4 - OUT- <Color>	6.4 ¹	0.250	2.1	0.08	2.20 to 5.10	0.087 to 0.201	50 (164)
D-CT - <spool length> -9.5 - OUT- <Color>	9.5 ¹	0.375	3.2	0.13	3.30 to 7.60	0.130 to 0.299	50 (164)
D-CT - <spool length> -12- OUT- <Color>	12.7 ¹	0.500	4.2	0.17	4.30 to 10.16	0.169 to 0.402	50 (164)
D-CT - <spool length> -18- OUT- <Color>	19.1 ²	0.750	6.4	0.25	6.50 to 15.30	0.256 to 0.614	50 (164)
D-CT - <spool length> -25- OUT- <Color>	25.4 ²	1.000	8.5	0.33	8.50 to 20.30	0.335 to 0.799	50 (164)
D-CT - <spool length> -38- OUT- <Color>	38.1 ³	1.500	19.1	0.75	19.00 to 30.48	0.750 to 1.200	40 (131)

¹ Recommended ribbon width 40mm— RIBBON-1966-NAR, Part No. 1-2186559-1

² Recommended ribbon width 60mm— LBF-2000P-RIBBON-1966-MED, Part No. 6-1768383-4

³ Recommended ribbon width 100mm— 1966-RIBBON, Part No. F55931-000

Check TE Document 411-121005 for full and current details and alternate ribbons



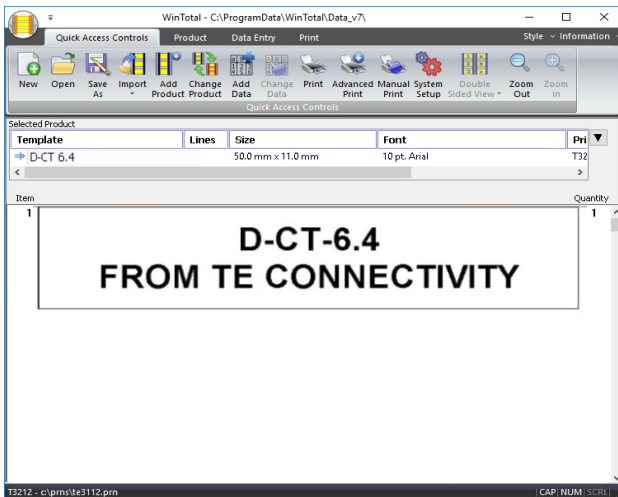


Printer Information

Print quality and print performance can only be guaranteed when specific TE printer and ribbons are used.

The current list of printers and ribbons can be found in TE document 411-121005 'Identification Printer Product Ribbon Matrix'. This document can be found in 'Access Our Tools':

<http://www.te.com/usa-en/utilities/access-product-tools-and-resources.html>




Software

WINTOTAL software, available to download for a 14 day evaluation period from the Identification Printer Software page:

www.te.com/wintotal

Contact a TE representative for further information



www.te.com/rail

TE Connectivity, TE Connectivity (logo), WinTotal and Every Connection Counts are trademarks. All other logos, products and/or company names referred to herein might be trademarks of their respective owners.

The information given herein, including drawings, illustrations and schematics which are intended for illustration purposes only, is believed to be reliable. However, TE Connectivity makes no warranties as to its accuracy or completeness and disclaims any liability in connection with its use. TE Connectivity's obligations shall only be as set forth in TE Connectivity's Standard Terms and Conditions of Sale for this product and in no case will TE Connectivity be liable for any incidental, indirect or consequential damages arising out of the sale, resale, use or misuse of the product. Users of TE Connectivity products should make their own evaluation to determine the suitability of each such product for the specific application.

© 2021 TE Connectivity Ltd. family of companies All Rights Reserved.

