



TE Connectivity RL WIRE AND CABLE PRODUCTS

While TE Connectivity Ltd. has made every reasonable effort to ensure the accuracy of the information in this document, TE does not guarantee that it is error-free, nor does TE make any other representation, warranty or guarantee that the information is accurate, correct, reliable or current. TE reserves the right to make any adjustments to the information contained herein at any time without notice. TE expressly disclaims all implied warranties regarding the information contained herein, including, but not limited to, any implied warranties of merchantability or fitness for a particular purpose. The dimensions in this document are for reference purposes only and are subject to change without notice. Specifications are subject to change without notice. Consult TE for the latest dimensions and design specifications.



TECHNICAL DATA SHEET

RL WIRE AND CABLE PRODUCTS

Application/Use:


Zero Halogen, light weight cable for signal, and Low voltage applications (600V). The construction is a single wall construction made with a TE Connectivity polymer blend.

Developed to meet Rail specification requirements, whilst maintaining the desirable features of small size, lightweight, flexible and non-wrinkling.

Typical applications include terminal boxes, ground connection and carriage wiring.

Features:

- Electron beam crosslinked insulation – EL 109
- EM104 / S2 Jacket material for multicore cables
- Thin Wall, Light Weight
- Meets common railway requirements
- Highly flexible and low bending radii



While TE Connectivity Ltd. has made every reasonable effort to ensure the accuracy of the information in this document, TE does not guarantee that it is error-free, nor does TE make any other representation, warranty or guarantee that the information is accurate, correct, reliable or current. TE reserves the right to make any adjustments to the information contained herein at any time without notice. TE expressly disclaims all implied warranties regarding the information contained herein, including, but not limited to, any implied warranties of merchantability or fitness for a particular purpose. The dimensions in this document are for reference purposes only and are subject to change without notice. Specifications are subject to change without notice. Consult TE for the latest dimensions and design specifications.

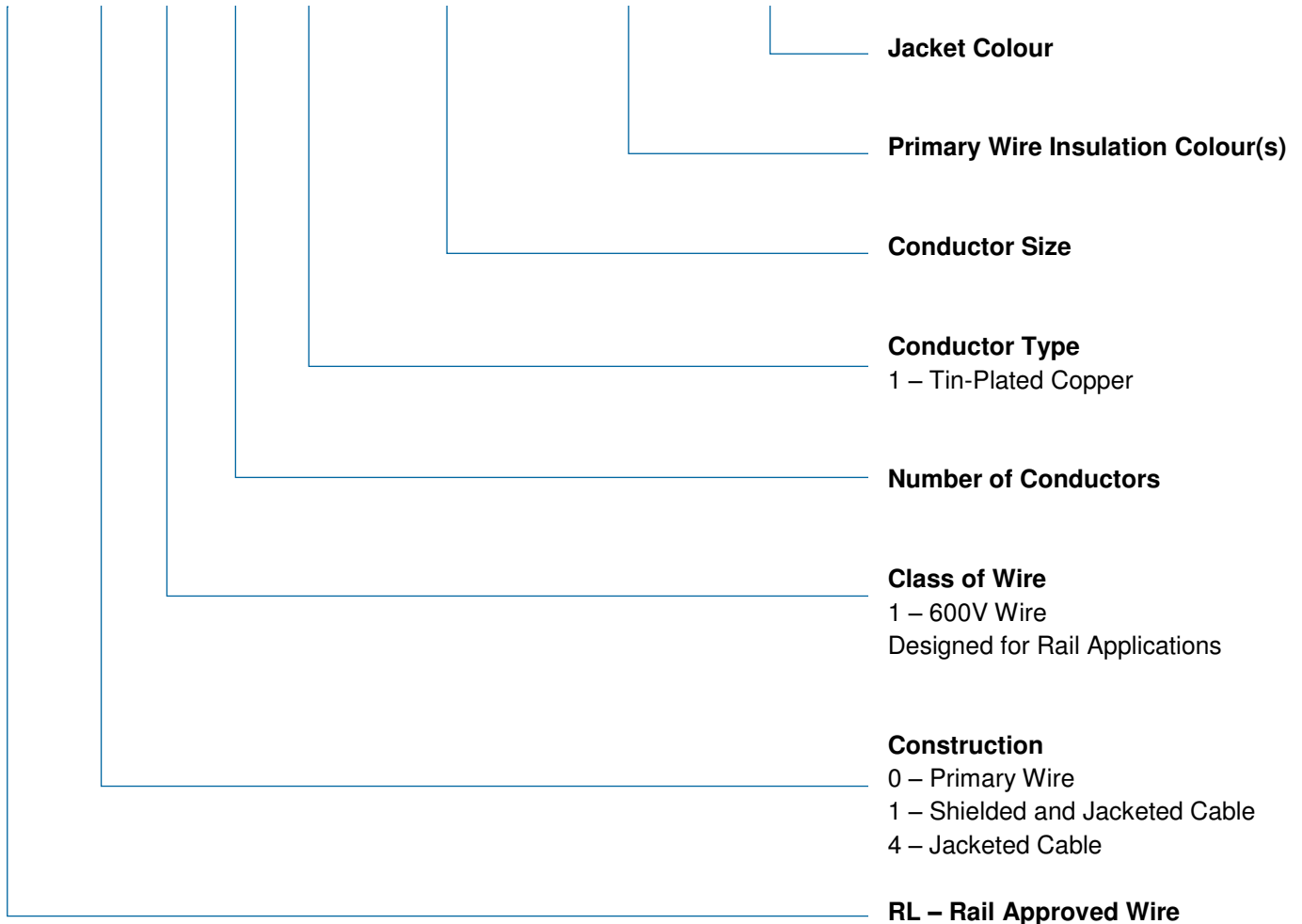


TECHNICAL DATA SHEET

RL WIRE AND CABLE PRODUCTS

RL Part Description:

RL X 1 X 1 – Size – X/X – X



Colour Indicator Code;

0 - Black	4 - Yellow	7 - Violet
1 - Brown	5 - Green	8 - Gray
2 - Red	45 - Yellow & Green	9 - White
3 - Orange	6 - Blue	

While TE Connectivity Ltd. has made every reasonable effort to ensure the accuracy of the information in this document, TE does not guarantee that it is error-free, nor does TE make any other representation, warranty or guarantee that the information is accurate, correct, reliable or current. TE reserves the right to make any adjustments to the information contained herein at any time without notice. TE expressly disclaims all implied warranties regarding the information contained herein, including, but not limited to, any implied warranties of merchantability or fitness for a particular purpose. The dimensions in this document are for reference purposes only and are subject to change without notice. Specifications are subject to change without notice. Consult TE for the latest dimensions and design specifications.



TECHNICAL DATA SHEET

RL WIRE AND CABLE PRODUCTS

RL0111:

SINGLE CORE WIRE

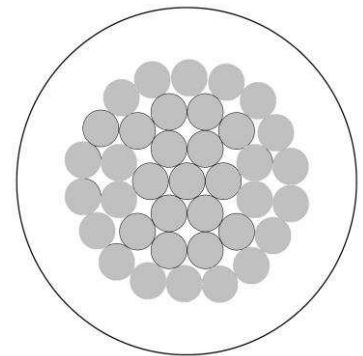
Conductor	Stranded Tinned Copper	Voltage Rating	600 V AC
Number of Conductors	1		
Cross Section	0.50mm ² – 4.00mm ²	Temperature Range	-40°C to +120°C

Construction

Insulation	EBXL – EL 109
	Colour: As per customer request
Conductor	Finely Stranded Annealed Electro Tinned Copper

Characteristics

- Excellent resistance to high and low temperature
- Outstanding Flame retardant
- Halogen free
- Thin walled with excellent flexibility
- Resistance to Oil, fuel, ozone and weathering.
- Easy to strip
- Low smoke density
- Soldering iron resistant
- Electron Beam Cross Linked.
- Resistance to corona effect
- Low bend radii – 3 X OD



Standards

Specification / Standard	Category / Hazard Level
EN 45545-2	R15/R16 – Hazard Level 3
EN 50306-2*	Meets physical performance requirements of EN 50306-2 Identifier M
DIN 5510-2	

While TE Connectivity Ltd. has made every reasonable effort to ensure the accuracy of the information in this document, TE does not guarantee that it is error-free, nor does TE make any other representation, warranty or guarantee that the information is accurate, correct, reliable or current. TE reserves the right to make any adjustments to the information contained herein at any time without notice. TE expressly disclaims all implied warranties regarding the information contained herein, including, but not limited to, any implied warranties of merchantability or fitness for a particular purpose. The dimensions in this document are for reference purposes only and are subject to change without notice. Specifications are subject to change without notice. Consult TE for the latest dimensions and design specifications.



TECHNICAL DATA SHEET

RL WIRE AND CABLE PRODUCTS

RL0111:

SINGLE CORE WIRE

Part Description	Conductor			Finished Wire				
	Nominal Cross Sectional Area (mm ²)	Conductor Stranding No./Diam. (mm)	Diameter Min/Max (mm)	Insulation Thickness Min. (mm)	Maximum Resistance @ 20°C (Ohms/km)	Diameter (mm)		Approx. Weight (kg/km)
						Min.	Max.	
(1) RL0111-0.50-*	0.50	19/0.18	0.80 - 0.95	0.18	40.10	1.15	1.45	6.0
(1) RL0111-0.75-*	0.75	37/0.16	1.00 - 1.15	0.18	26.70	1.35	1.65	8.0
(1) RL0111-1.00-*	1.00	37/0.18	1.10 - 1.30	0.18	20.00	1.40	1.80	10.0
RL0111-1.20-*	1.20	19/0.29	1.30 - 1.41	0.20	15.80	1.80	2.10	13.0
(1) RL0111-1.50-*	1.50	37/0.23	1.45 - 1.60	0.22	13.70	1.90	2.30	15.0
(1) RL0111-2.50-*	2.50	37/0.30	1.85 - 2.00	0.28	8.21	2.45	2.85	25.0
RL0111-4.00-*	4.00	56/0.30	2.40 - 2.60	0.28	5.09	2.90	3.25	40.0

(1) Meets physical performance requirements of EN 50306-2 Identifier M

While TE Connectivity Ltd. has made every reasonable effort to ensure the accuracy of the information in this document, TE does not guarantee that it is error-free, nor does TE make any other representation, warranty or guarantee that the information is accurate, correct, reliable or current. TE reserves the right to make any adjustments to the information contained herein at any time without notice. TE expressly disclaims all implied warranties regarding the information contained herein, including, but not limited to, any implied warranties of merchantability or fitness for a particular purpose. The dimensions in this document are for reference purposes only and are subject to change without notice. Specifications are subject to change without notice. Consult TE for the latest dimensions and design specifications.



TECHNICAL DATA SHEET

RL WIRE AND CABLE PRODUCTS


RL11*1:

MULTI-CORE SHIELDED CABLES

Conductor	IEC 60228 Class 5	Voltage Rating	600 V AC
Number of Conductors	1 to 20		
Cross Section	0.50mm ² – 4.00mm ²	Temperature Range	-40°C to +120°C

Construction

Cores	RL0111 Primary Wire
EMC Screen	Tinned copper braid
Jacket	EXBL – EM104 Colour: Black



Characteristics

- Excellent resistance to high and low temperature
- Outstanding Flame retardant
- Halogen free
- Thin walled with excellent flexibility
- Resistance to Oil, fuel, ozone and weathering.
- Easy to strip
- Low smoke density
- Soldering iron resistant
- Electron Beam Cross Linked.
- Resistance to corona effect.
- Low bend radii – 5 X OD

Standards

Specification / Standard	Category / Hazard Level
EN 45545-2	R15/R16 – Hazard Level 3
EN 50306-3	*Meets physical performance requirements of EN 50306-3 Identifier MM
DIN 5510-2	

While TE Connectivity Ltd. has made every reasonable effort to ensure the accuracy of the information in this document, TE does not guarantee that it is error-free, nor does TE make any other representation, warranty or guarantee that the information is accurate, correct, reliable or current. TE reserves the right to make any adjustments to the information contained herein at any time without notice. TE expressly disclaims all implied warranties regarding the information contained herein, including, but not limited to, any implied warranties of merchantability or fitness for a particular purpose. The dimensions in this document are for reference purposes only and are subject to change without notice. Specifications are subject to change without notice. Consult TE for the latest dimensions and design specifications.



TECHNICAL DATA SHEET

RL WIRE AND CABLE PRODUCTS

RL11*1:

MULTI-CORE SHIELDED CABLES

Part Number	Nominal		Maximum Resistance @ 20°C (Ohms/km)	Core Diameter Max. (mm)	Sheath Thickness (mm)		Outer Diameter (mm)		Approx. Cable Weight (kg/km)
	No. of Cores (No.)	CSA (mm ²)			Min.	Max.	Min.	Max.	
RL1111-0.50-*-*	1	0.50	40.1	1.45	0.20	2.3	2.9	15	
RL1121-0.50-*/*-*	2	0.50	40.1	1.45	0.20	3.5	4.4	32	
RL1131-0.50-*/*/*-*	3	0.50	40.1	1.45	0.20	3.7	4.7	38	
RL1141-0.50-*/*/*/*-*	4	0.50	40.1	1.45	0.20	4.0	5.2	46	
RL1111-0.75-*-*	1	0.75	26.7	1.65	0.20	2.5	3.1	19	
RL1121-0.75-*/*-*	2	0.75	26.7	1.65	0.20	3.9	4.8	41	
RL1131-0.75-*/*/*-*	3	0.75	26.7	1.65	0.20	4.0	5.2	49	
RL1141-0.75-*/*/*/*-*	4	0.75	26.7	1.65	0.20	4.5	5.7	59	
RL1111-1.00-*-*	1	1.00	20.0	1.80	0.20	2.7	3.3	21	
RL1121-1.00-*/*-*	2	1.00	20.0	1.80	0.20	4.2	5.3	46	
RL1131-1.00-*/*/*-*	3	1.00	20.0	1.80	0.20	4.5	5.7	56	
RL1141-1.00-*/*/*/*-*	4	1.00	20.0	1.80	0.20	5.0	6.2	70	
RL1111-1.20-*-*	1	1.20	15.8	2.10	0.20	2.9	3.5	25	
RL1121-1.20-*/*-*	2	1.20	15.8	2.10	0.20	4.5	5.5	55	
RL1131-1.20-*/*/*-*	3	1.20	15.8	2.10	0.20	4.7	5.8	68	
RL1141-1.20-*/*/*/*-*	4	1.20	15.8	2.10	0.20	5.5	6.5	85	
RL1111-1.50-*-*	1	1.50	13.7	2.30	0.20	3.1	3.7	28	
RL1121-1.50-*/*-*	2	1.50	13.7	2.30	0.20	5.1	6.2	65	
RL1131-1.50-*/*/*-*	3	1.50	13.7	2.30	0.20	5.4	6.6	80	
RL1141-1.50-*/*/*/*-*	4	1.50	13.7	2.30	0.20	6.0	7.2	100	

While TE Connectivity Ltd. has made every reasonable effort to ensure the accuracy of the information in this document, TE does not guarantee that it is error-free, nor does TE make any other representation, warranty or guarantee that the information is accurate, correct, reliable or current. TE reserves the right to make any adjustments to the information contained herein at any time without notice. TE expressly disclaims all implied warranties regarding the information contained herein, including, but not limited to, any implied warranties of merchantability or fitness for a particular purpose. The dimensions in this document are for reference purposes only and are subject to change without notice. Specifications are subject to change without notice. Consult TE for the latest dimensions and design specifications.



TECHNICAL DATA SHEET

RL WIRE AND CABLE PRODUCTS

RL11*1:

MULTI-CORE SHIELDED CABLES

Part Number	Nominal		Maximum Resistance @ 20°C (Ohms/km)	Core Diameter Max. (mm)	Sheath Thickness (mm)		Outer Diameter (mm)		Approx. Cable Weight (kg/km)
	No. of Cores (No.)	CSA (mm ²)			Min.	Max.	Min.	Max.	
RL1111-2.00-*-*	1	2.00	10.5	2.50	0.20		3.4	4.0	34
RL1121-2.00-*/*-*	2	2.00	10.5	2.50	0.20		5.6	6.4	77
RL1131-2.00-*/*/*-*	3	2.00	10.5	2.50	0.20		6.0	6.9	97
RL1141-2.00-*/*/*/*-*	4	2.00	10.5	2.50	0.20		7.0	8.0	130
RL1111-2.50-*-*	1	2.50	8.21	2.85	0.20		3.6	4.5	43
RL1121-2.50-*/*-*	2	2.50	8.21	2.85	0.20		6.4	7.5	95
RL1131-2.50-*/*/*-*	3	2.50	8.21	2.85	0.20		6.8	8.0	120
RL1141-2.50-*/*/*/*-*	4	2.50	8.21	2.85	0.20		7.5	8.7	150

Other constructions and sizes available upon request

While TE Connectivity Ltd. has made every reasonable effort to ensure the accuracy of the information in this document, TE does not guarantee that it is error-free, nor does TE make any other representation, warranty or guarantee that the information is accurate, correct, reliable or current. TE reserves the right to make any adjustments to the information contained herein at any time without notice. TE expressly disclaims all implied warranties regarding the information contained herein, including, but not limited to, any implied warranties of merchantability or fitness for a particular purpose. The dimensions in this document are for reference purposes only and are subject to change without notice. Specifications are subject to change without notice. Consult TE for the latest dimensions and design specifications.



TECHNICAL DATA SHEET

RL WIRE AND CABLE PRODUCTS

RL0111

PART NUMBERS

Part Description	Product Detail	TE Part Number
RL0111-0.25-0	RL Single Wire, 600V, 0.25 mm ² , Black	2340807-1
RL0111-0.25-2	RL Single Wire, 600V, 0.25 mm ² , Red	2408639-1
RL0111-0.25-4	RL Single Wire, 600V, 0.25 mm ² , Yellow	2408640-1
RL0111-0.25-6	RL Single Wire, 600V, 0.25 mm ² , Blue	2408641-1
RL0111-0.25-9	RL Single Wire, 600V, 0.25 mm ² , White	2340808-1
RL0111-0.40-0	RL Single Wire, 600V, 0.40 mm ² , Black	2408642-1
RL0111-0.40-2	RL Single Wire, 600V, 0.40 mm ² , Red	2408643-1
RL0111-0.40-54	RL Single Wire, 600V, 0.40 mm ² , Green/Yellow	2408644-1
RL0111-0.40-6	RL Single Wire, 600V, 0.40 mm ² , Blue	2408645-1
RL0111-0.40-9	RL Single Wire, 600V, 0.40 mm ² , White	2408646-1
RL0111-0.50-0	RL Single Wire, 600V, 0.50 mm ² , Black	2340809-1
RL0111-0.50-1	RL Single Wire, 600V, 0.50 mm ² , Brown	2408647-1
RL0111-0.50-2	RL Single Wire, 600V, 0.50 mm ² , Red	2408648-1
RL0111-0.50-4	RL Single Wire, 600V, 0.50 mm ² , Yellow	2408649-1
RL0111-0.50-45	RL Single Wire, 600V, 0.50 mm ² , Green/Yellow	2408650-1
RL0111-0.50-6	RL Single Wire, 600V, 0.50 mm ² , Blue	2408651-1
RL0111-0.50-8	RL Single Wire, 600V, 0.50 mm ² , Gray	2408652-1
RL0111-0.50-9	RL Single Wire, 600V, 0.50 mm ² , White	2340810-1
RL0111-0.60-0	RL Single Wire, 600V, 0.60 mm ² , Black	2408653-1
RL0111-0.75-0	RL Single Wire, 600V, 0.75 mm ² , Black	2340811-1
RL0111-0.75-2	RL Single Wire, 600V, 0.75 mm ² , Red	2408654-1
RL0111-0.75-6	RL Single Wire, 600V, 0.75 mm ² , Blue	2408655-1
RL0111-0.75-8	RL Single Wire, 600V, 0.75 mm ² , Gray	2408656-1
RL0111-0.75-9	RL Single Wire, 600V, 0.75 mm ² , White	2340812-1
RL0111-1.00-0	RL Single Wire, 600V, 1.00 mm ² , Black	2340813-1
RL0111-1.00-45	RL Single Wire, 600V, 1.00 mm ² , Green/Yellow	2369967-1
RL0111-1.00-9	RL Single Wire, 600V, 1.00 mm ² , White	2340814-1
RL0111-1.20-0	RL Single Wire, 600V, 1.20 mm ² , Black	2340815-1
RL0111-1.20-1	RL Single Wire, 600V, 1.20 mm ² , Brown	2408657-1
RL0111-1.20-45	RL Single Wire, 600V, 1.20 mm ² , Green/Yellow	2408658-1
RL0111-1.20-6	RL Single Wire, 600V, 1.20 mm ² , Blue	2408659-1
RL0111-1.20-9	RL Single Wire, 600V, 1.20 mm ² , White	2340816-1
RL0111-1.50-0	RL Single Wire, 600V, 1.50 mm ² , Black	2340817-1



TECHNICAL DATA SHEET

RL WIRE AND CABLE PRODUCTS

RL0111

PART NUMBERS

Part Description	Product Detail	TE Part Number
RL0111-1.50-2	RL Single Wire, 600V, 0.25 mm ² , Black	2405066-1
RL0111-1.50-45	RL Single Wire, 600V, 1.50 mm ² , Green/Yellow	2369883-1
RL0111-1.50-6	RL Single Wire, 600V, 1.50 mm ² , Blue	2408660-1
RL0111-1.50-9	RL Single Wire, 600V, 1.50 mm ² , White	2340818-1
RL0111-2.00-0	RL Single Wire, 600V, 2.00 mm ² , Black	2408661-1
RL0111-2.00-45	RL Single Wire, 600V, 2.00 mm ² , Green/Yellow	2408662-1
RL0111-2.00-5	RL Single Wire, 600V, 2.00 mm ² , Green	2408663-1
RL0111-2.00-6	RL Single Wire, 600V, 2.00 mm ² , Blue	2408664-1
RL0111-2.50-0	RL Single Wire, 600V, 2.50 mm ² , Black	2340819-1
RL0111-2.50-2	RL Single Wire, 600V, 2.50 mm ² , Red	2405068-1
RL0111-2.50-45	RL Single Wire, 600V, 2.50 mm ² , Green/Yellow	2405130-1
RL0111-2.50-9	RL Single Wire, 600V, 2.50 mm ² , White	2340820-1
RL0111-3.00-0	RL Single Wire, 600V, 3.00 mm ² , Black	2408665-1
RL0111-3.00-45	RL Single Wire, 600V, 3.00 mm ² , Green/Yellow	2408666-1
RL0111-4.00-0	RL Single Wire, 600V, 4.00 mm ² , Black	2358660-1
RL0111-4.00-45	RL Single Wire, 600V, 4.00 mm ² , Green/Yellow	2405065-1
RL0111-4.00-7	RL Single Wire, 600V, 4.00 mm ² , Violet	2408667-1
RL0111-4.00-9	RL Single Wire, 600V, 4.00 mm ² , White	2358665-1

While TE Connectivity Ltd. has made every reasonable effort to ensure the accuracy of the information in this document, TE does not guarantee that it is error-free, nor does TE make any other representation, warranty or guarantee that the information is accurate, correct, reliable or current. TE reserves the right to make any adjustments to the information contained herein at any time without notice. TE expressly disclaims all implied warranties regarding the information contained herein, including, but not limited to, any implied warranties of merchantability or fitness for a particular purpose. The dimensions in this document are for reference purposes only and are subject to change without notice. Specifications are subject to change without notice. Consult TE for the latest dimensions and design specifications.



TECHNICAL DATA SHEET

RL WIRE AND CABLE PRODUCTS

RL11X1

PART NUMBERS

Part Description	Product Detail	TE Part Number
RL1111-0.50-0-0	1 Core Cable, Shielded and Sheathed, 0.50 mm ² , Black insulation, Black Sheath.	2336342-3
RL1111-0.50-6-0	1 Core Cable, Shielded and Sheathed, 0.50 mm ² , Blue insulation, Black Sheath.	2408672-1
RL1111-0.50-9-0	1 Core Cable, Shielded and Sheathed, 0.50 mm ² , White insulation, Black Sheath.	2336342-2
RL1111-0.75-0-0	1 Core Cable, Shielded and Sheathed, 0.75 mm ² , Black insulation, Black Sheath.	2336347-3
RL1111-0.75-9-0	1 Core Cable, Shielded and Sheathed, 0.75 mm ² , White insulation, Black Sheath.	2336347-2
RL1111-1.00-0-0	1 Core Cable, Shielded and Sheathed, 1.00 mm ² , Black insulation, Black Sheath.	2336365-3
RL1111-1.00-9-0	1 Core Cable, Shielded and Sheathed, 1.00 mm ² , White insulation, Black Sheath.	2336365-2
RL1111-1.20-0-0	1 Core Cable, Shielded and Sheathed, 1.20 mm ² , Black insulation, Black Sheath.	2408673-1
RL1111-1.20-9-0	1 Core Cable, Shielded and Sheathed, 1.20 mm ² , White insulation, Black Sheath.	2408674-1
RL1111-1.50-0-0	1 Core Cable, Shielded and Sheathed, 1.50 mm ² , Black insulation, Black Sheath.	2336371-3
RL1111-1.50-0-4	1 Core Cable, Shielded and Sheathed, 1.50 mm ² , Black insulation, Yellow Sheath.	2404956-1
RL1111-1.50-5-0	1 Core Cable, Shielded and Sheathed, 1.50 mm ² , Green insulation, Black Sheath.	2403819-1
RL1111-1.50-9-0	1 Core Cable, Shielded and Sheathed, 1.50 mm ² , White insulation, Black Sheath.	2336371-2
RL1111-2.50-0-0	1 Core Cable, Shielded and Sheathed, 2.50 mm ² , Black insulation, Black Sheath.	2336375-3
RL1111-2.50-9-0	1 Core Cable, Shielded and Sheathed, 2.50 mm ² , White insulation, Black Sheath.	2336375-2
RL1121-0.25-0/9-0	2 Core Cable, Shielded and Sheathed, 0.25 mm ² , Black & White insulation, Black Sheath.	2408675-1
RL1121-0.40-0/9-0	2 Core Cable, Shielded and Sheathed, 0.40 mm ² , Black & White insulation, Black Sheath.	2408676-1
RL1121-0.40-2/6-0	2 Core Cable, Shielded and Sheathed, 0.40 mm ² , Red & Blue insulation, Black Sheath.	2423525-1

While TE Connectivity Ltd. has made every reasonable effort to ensure the accuracy of the information in this document, TE does not guarantee that it is error-free, nor does TE make any other representation, warranty or guarantee that the information is accurate, correct, reliable or current. TE reserves the right to make any adjustments to the information contained herein at any time without notice. TE expressly disclaims all implied warranties regarding the information contained herein, including, but not limited to, any implied warranties of merchantability or fitness for a particular purpose. The dimensions in this document are for reference purposes only and are subject to change without notice. Specifications are subject to change without notice. Consult TE for the latest dimensions and design specifications.



TECHNICAL DATA SHEET

RL WIRE AND CABLE PRODUCTS

RL11X1

PART NUMBERS

Part Description	Product Detail	TE Part Number
RL1121-0.50-0/0-0	2 Core Cable, Shielded and Sheathed, 0.50 mm ² , Black & Black insulation, Black Sheath.	2336343-3
RL1121-0.50-0/9-0	2 Core Cable, Shielded and Sheathed, 0.50 mm ² , Black & White insulation, Black Sheath.	2402307-1
RL1121-0.50-2/6-0	2 Core Cable, Shielded and Sheathed, 0.50 mm ² , Red & Blue insulation, Black Sheath.	2408677-1
RL1121-0.50-9/9-0	2 Core Cable, Shielded and Sheathed, 0.50 mm ² , White & White insulation, Black Sheath.	2336343-2
RL1121-0.60-2/6-0	2 Core Cable, Shielded and Sheathed, 0.60 mm ² , Red & Blue insulation, Black Sheath.	2408678-1
RL1121-0.75-0/0-0	2 Core Cable, Shielded and Sheathed, 0.75 mm ² , Black & Black insulation, Black Sheath.	2336358-3
RL1121-0.75-0/9-0	2 Core Cable, Shielded and Sheathed, 0.75 mm ² , Black & White insulation, Black Sheath.	2408679-1
RL1121-0.75-2/6-0	2 Core Cable, Shielded and Sheathed, 0.75 mm ² , Red & Blue insulation, Black Sheath.	2361829-1
RL1121-0.75-9/9-0	2 Core Cable, Shielded and Sheathed, 0.75 mm ² , White & White insulation, Black Sheath.	2336358-2
RL1121-1.00-0/0-0	2 Core Cable, Shielded and Sheathed, 1.00 mm ² , Black & Black insulation, Black Sheath.	2336366-3
RL1121-1.00-0/9-0	2 Core Cable, Shielded and Sheathed, 1.00 mm ² , Black & White insulation, Black Sheath.	2408680-1
RL1121-1.00-2/6-0	2 Core Cable, Shielded and Sheathed, 1.00 mm ² , Red & Blue insulation, Black Sheath.	2361830-1
RL1121-1.00-9/9-0	2 Core Cable, Shielded and Sheathed, 1.00 mm ² , White & White insulation, Black Sheath.	2336366-2
RL1121-1.20-0/9-0	2 Core Cable, Shielded and Sheathed, 1.20 mm ² , Black & White insulation, Black Sheath.	2408681-1
RL1121-1.20-2/6-0	2 Core Cable, Shielded and Sheathed, 1.20 mm ² , Red & Blue insulation, Black Sheath.	2361831-1
RL1121-1.20-9/9-0	2 Core Cable, Shielded and Sheathed, 1.20 mm ² , White & White insulation, Black Sheath.	2404561-1
RL1121-1.50-0/0-0	2 Core Cable, Shielded and Sheathed, 1.50 mm ² , Black & Black insulation, Black Sheath.	2336372-3
RL1121-1.50-0/9-0	2 Core Cable, Shielded and Sheathed, 1.50 mm ² , Black & White insulation, Black Sheath.	2408682-1

While TE Connectivity Ltd. has made every reasonable effort to ensure the accuracy of the information in this document, TE does not guarantee that it is error-free, nor does TE make any other representation, warranty or guarantee that the information is accurate, correct, reliable or current. TE reserves the right to make any adjustments to the information contained herein at any time without notice. TE expressly disclaims all implied warranties regarding the information contained herein, including, but not limited to, any implied warranties of merchantability or fitness for a particular purpose. The dimensions in this document are for reference purposes only and are subject to change without notice. Specifications are subject to change without notice. Consult TE for the latest dimensions and design specifications.



TECHNICAL DATA SHEET

RL WIRE AND CABLE PRODUCTS

RL11X1

PART NUMBERS

Part Description	Product Detail	TE Part Number
RL1121-1.50-0/9-4	2 Core Cable, Shielded and Sheathed, 1.50 mm ² , Black & White insulation, Yellow Sheath.	2404957-1
RL1121-1.50-2/6-0	2 Core Cable, Shielded and Sheathed, 1.50 mm ² , Red & Blue insulation, Black Sheath.	2405168-1
RL1121-1.50-9/9-0	2 Core Cable, Shielded and Sheathed, 1.50 mm ² , White & White insulation, Black Sheath.	2336372-2
RL1121-2.00-0/9-0	2 Core Cable, Shielded and Sheathed, 2.00 mm ² , Black & White insulation, Black Sheath.	2408683-1
RL1121-2.50-0/0-0	2 Core Cable, Shielded and Sheathed, 2.50 mm ² , Black & Black insulation, Black Sheath.	2336376-3
RL1121-2.50-2/6-0	2 Core Cable, Shielded and Sheathed, 2.50 mm ² , Red & Blue insulation, Black Sheath.	2408684-1
RL1121-2.50-6/9-0	2 Core Cable, Shielded and Sheathed, 2.50 mm ² , Blue & White insulation, Black Sheath.	2408685-1
RL1121-2.50-9/9-0	2 Core Cable, Shielded and Sheathed, 2.50 mm ² , White & White insulation, Black Sheath.	2336376-2
RL1131-0.40-0/2/9-0	3 Core Cable, Shielded and Sheathed, 0.40 mm ² , Black, Red & White insulation, Black Sheath.	2408686-1
RL1131-0.50-0/0/0-0	3 Core Cable, Shielded and Sheathed, 0.50 mm ² , Black, Black & Black insulation, Black Sheath.	2336345-3
RL1131-0.50-0/2/9-0	3 Core Cable, Shielded and Sheathed, 0.50 mm ² , Black, Red & White insulation, Black Sheath.	2405133-1
RL1131-0.50-2/4/6-0	3 Core Cable, Shielded and Sheathed, 0.50 mm ² , Red, Yellow & Blue insulation, Black Sheath.	2408687-1
RL1131-0.50-2/6/9-0	3 Core Cable, Shielded and Sheathed, 0.50 mm ² , Red, Blue & White insulation, Black Sheath.	2408688-1
RL1131-0.50-9/9/9-0	3 Core Cable, Shielded and Sheathed, 0.50 mm ² , White, White & White insulation, Black Sheath.	2336345-2
RL1131-0.75-0/0/0-0	3 Core Cable, Shielded and Sheathed, 0.75 mm ² , Black, Black & Black insulation, Black Sheath.	2336362-3
RL1131-0.75-0/2/9-0	3 Core Cable, Shielded and Sheathed, 0.75 mm ² , Black, Red & White insulation, Black Sheath.	2408689-1
RL1131-0.75-2/6/9-0	3 Core Cable, Shielded and Sheathed, 0.75 mm ² , Red, Blue & White insulation, Black Sheath.	2361833-1
RL1131-0.75-9/9/9-0	3 Core Cable, Shielded and Sheathed, 0.75 mm ² , White, White & White insulation, Black Sheath.	2336362-2

While TE Connectivity Ltd. has made every reasonable effort to ensure the accuracy of the information in this document, TE does not guarantee that it is error-free, nor does TE make any other representation, warranty or guarantee that the information is accurate, correct, reliable or current. TE reserves the right to make any adjustments to the information contained herein at any time without notice. TE expressly disclaims all implied warranties regarding the information contained herein, including, but not limited to, any implied warranties of merchantability or fitness for a particular purpose. The dimensions in this document are for reference purposes only and are subject to change without notice. Specifications are subject to change without notice. Consult TE for the latest dimensions and design specifications.



TECHNICAL DATA SHEET

RL WIRE AND CABLE PRODUCTS

RL11X1

PART NUMBERS

Part Description	Product Detail	TE Part Number
RL1131-1.00-0/0/0-0	3 Core Cable, Shielded and Sheathed, 1.00 mm ² , Black, Black & Black insulation, Black Sheath.	2336369-3
RL1131-1.00-2/6/9-0	3 Core Cable, Shielded and Sheathed, 1.00 mm ² , Red, Blue & White insulation, Black Sheath.	2361834-1
RL1131-1.00-9/9/9-0	3 Core Cable, Shielded and Sheathed, 1.00 mm ² , White, White & White insulation, Black Sheath.	2336369-2
RL1131-1.20-0/2/9-0	3 Core Cable, Shielded and Sheathed, 1.20 mm ² , Black, Red & White insulation, Black Sheath.	2408690-1
RL1131-1.20-2/6/9-0	3 Core Cable, Shielded and Sheathed, 1.20 mm ² , Red, Blue & White insulation, Black Sheath.	2361884-1
RL1131-1.50-0/0/0-0	3 Core Cable, Shielded and Sheathed, 1.50 mm ² , Black, Black & Black insulation, Black Sheath.	2336373-3
RL1131-1.50-2/6/9-0	3 Core Cable, Shielded and Sheathed, 1.50 mm ² , Red, Blue & White insulation, Black Sheath.	2369895-1
RL1131-1.50-9/9/9-0	3 Core Cable, Shielded and Sheathed, 1.50 mm ² , White, White & White insulation, Black Sheath.	2336373-2
RL1131-2.50-0/0/0-0	3 Core Cable, Shielded and Sheathed, 2.50 mm ² , Black, Black & Black insulation, Black Sheath.	2336377-3
RL1131-2.50-2/6/9-0	3 Core Cable, Shielded and Sheathed, 2.50 mm ² , Red, Blue & White insulation, Black Sheath.	2408691-1
RL1131-2.50-9/9/9-0	3 Core Cable, Shielded and Sheathed, 2.50 mm ² , White, White & White insulation, Black Sheath.	2336377-2
RL1141-0.25-0/2/6/9-0	4 Core Cable, Shielded and Sheathed, 0.25 mm ² , Black, Red, Blue & White insulation, Black Sheath.	2408692-1
RL1141-0.40-0/2/5/9-0	4 Core Cable, Shielded and Sheathed, 0.40 mm ² , Black, Red, Green & White insulation, Black Sheath.	2408693-1
RL1141-0.50-0/0/0/0-0	4 Core Cable, Shielded and Sheathed, 0.50 mm ² , Black, Black, Black & Black insulation, Black Sheath.	2336346-3
RL1141-0.50-0/2/5/9-0	4 Core Cable, Shielded and Sheathed, 0.50 mm ² , Black, Red, Green & White insulation, Black Sheath.	2408694-1
RL1141-0.50-9/9/9/9-0	4 Core Cable, Shielded and Sheathed, 0.50 mm ² , White, White, White & White insulation, Black Sheath.	2336346-2
RL1141-0.75-0/0/0/0-0	4 Core Cable, Shielded and Sheathed, 0.75 mm ² , Black, Black, Black & Black insulation, Black Sheath.	2336364-3
RL1141-0.75-0/2/5/9-0	4 Core Cable, Shielded and Sheathed, 0.75 mm ² , Black, Red, Green & White insulation, Black Sheath.	2408695-1

While TE Connectivity Ltd. has made every reasonable effort to ensure the accuracy of the information in this document, TE does not guarantee that it is error-free, nor does TE make any other representation, warranty or guarantee that the information is accurate, correct, reliable or current. TE reserves the right to make any adjustments to the information contained herein at any time without notice. TE expressly disclaims all implied warranties regarding the information contained herein, including, but not limited to, any implied warranties of merchantability or fitness for a particular purpose. The dimensions in this document are for reference purposes only and are subject to change without notice. Specifications are subject to change without notice. Consult TE for the latest dimensions and design specifications.



TECHNICAL DATA SHEET

RL WIRE AND CABLE PRODUCTS

RL11X1

PART NUMBERS

Part Description	Product Detail	TE Part Number
RL1141-0.75-0/2/6/9-0	4 Core Cable, Shielded and Sheathed, 0.75 mm ² , Black, Red, Blue & White insulation, Black Sheath.	2361885-1
RL1141-0.75-9/9/9/9-0	4 Core Cable, Shielded and Sheathed, 0.75 mm ² , White, White, White & White insulation, Black Sheath.	2336364-2
RL1141-1.00-0/0/0/0-0	4 Core Cable, Shielded and Sheathed, 1.00 mm ² , Black, Black, Black & Black insulation, Black Sheath.	2336370-3
RL1141-1.00-0/2/6/9-0	4 Core Cable, Shielded and Sheathed, 1.00 mm ² , Black, Red, Blue & White insulation, Black Sheath.	2365280-1
RL1141-1.00-7/7/7/7-0	4 Core Cable, Shielded and Sheathed, 1.00 mm ² , Violet, Violet, Violet & Violet insulation, Black Sheath.	2408696-1
RL1141-1.00-9/9/9/9-0	4 Core Cable, Shielded and Sheathed, 1.00 mm ² , White, White, White & White insulation, Black Sheath.	2336370-2
RL1141-1.20-0/2/5/9-0	4 Core Cable, Shielded and Sheathed, 1.20 mm ² , Black, Red, Green & White insulation, Black Sheath.	2406269-1
RL1141-1.20-0/2/6/9-0	4 Core Cable, Shielded and Sheathed, 1.20 mm ² , Black, Red, Blue & White insulation, Black Sheath.	2408697-1
RL1141-1.50-0/0/0/0-0	4 Core Cable, Shielded and Sheathed, 1.50 mm ² , Black, Black, Black & Black insulation, Black Sheath.	2336374-3
RL1141-1.50-0/2/6/9-0	4 Core Cable, Shielded and Sheathed, 1.50 mm ² , Black, Red, Blue & White insulation, Black Sheath.	2405134-1
RL1141-1.50-9/9/9/9-0	4 Core Cable, Shielded and Sheathed, 1.50 mm ² , White, White, White & White insulation, Black Sheath.	2336374-2
RL1141-2.00-0/2/5/9-0	4 Core Cable, Shielded and Sheathed, 2.00 mm ² , Black, Red, Green & White insulation, Black Sheath.	2408698-1
RL1141-2.00-0/2/6/9-0	4 Core Cable, Shielded and Sheathed, 2.00 mm ² , Black, Red, Blue & White insulation, Black Sheath.	2361886-1
RL1141-2.50-0/0/0/0-0	4 Core Cable, Shielded and Sheathed, 2.50 mm ² , Black, Black, Black & Black insulation, Black Sheath.	2336378-3
RL1141-2.50-9/9/9/9-0	4 Core Cable, Shielded and Sheathed, 2.50 mm ² , White, White, White & White insulation, Black Sheath.	2336378-2
RL1161-0.40-A069	6 Core Cable, Shielded and Sheathed, 0.40 mm ² , Black, Red, Yellow, Green, Blue & White insulation, Black Sheath.	2408699-1
RL1161-0.50-A069	6 Core Cable, Shielded and Sheathed, 0.50 mm ² , Black, Red, Yellow, Green, Blue & White insulation, Black Sheath.	2408700-1
RL1161-1.00-G244	6 Core Cable, Shielded and Sheathed, 1.00 mm ² , Black, Red, Yellow/Green, Green, Blue & White insulation, Black Sheath.	2408701-1

While TE Connectivity Ltd. has made every reasonable effort to ensure the accuracy of the information in this document, TE does not guarantee that it is error-free, nor does TE make any other representation, warranty or guarantee that the information is accurate, correct, reliable or current. TE reserves the right to make any adjustments to the information contained herein at any time without notice. TE expressly disclaims all implied warranties regarding the information contained herein, including, but not limited to, any implied warranties of merchantability or fitness for a particular purpose. The dimensions in this document are for reference purposes only and are subject to change without notice. Specifications are subject to change without notice. Consult TE for the latest dimensions and design specifications.



TECHNICAL DATA SHEET

RL WIRE AND CABLE PRODUCTS

RL11X1

PART NUMBERS

Part Description	Product Detail	TE Part Number
RL1181-0.25-G267	8 Core Cable, Shielded and Sheathed, 0.25 mm ² , Black, Red, Orange, Yellow, Green, Blue, Violet & White insulation, Black Sheath.	2408702-1
RL1181-1.20-G128	8 Core Cable, Shielded and Sheathed, 1.20 mm ² , Black and Numbered, insulation, Black Sheath.	2408703-1
RL1191-0.50-G020	9 Core Cable, Shielded and Sheathed, 0.50 mm ² , White & Numbered insulation, Black Sheath.	2408704-1

While TE Connectivity Ltd. has made every reasonable effort to ensure the accuracy of the information in this document, TE does not guarantee that it is error-free, nor does TE make any other representation, warranty or guarantee that the information is accurate, correct, reliable or current. TE reserves the right to make any adjustments to the information contained herein at any time without notice. TE expressly disclaims all implied warranties regarding the information contained herein, including, but not limited to, any implied warranties of merchantability or fitness for a particular purpose. The dimensions in this document are for reference purposes only and are subject to change without notice. Specifications are subject to change without notice. Consult TE for the latest dimensions and design specifications.



TECHNICAL DATA SHEET

RL WIRE AND CABLE PRODUCTS

RL Specials

PART NUMBERS

Part Description	Product Detail	TE Part Number
RL-2X2X1.00	2 Pair Cable, Shielded and Sheathed, 1.00 mm ² , White insulation, Black Sheath.	2383087-1
RL-2X2X1.50	2 Pair Cable, Shielded and Sheathed, 1.50 mm ² , White insulation, Black Sheath.	2392845-1
RL-3X2X1.50	3 Pair Cable, Individually Shielded and Sheathed, 1.50 mm ² , White insulation, Black Sheath.	2392848-1
RL4121-0.50-0/9-0	2 Core Cable, Sheathed, 0.50 mm ² , Black & White insulation, Black Sheath.	2408705-1
RL4121-0.50-9/9-0	2 Core Cable, Sheathed, 0.50 mm ² , White insulation, Black Sheath	2408280-1
RL4121-0.75-1/6-0	2 Core Cable, Sheathed, 0.75 mm ² , Brown & Blue insulation, Black Sheath	2408706-1
RL4131-1.50-2/6/9-0	3 Core Cable, Sheathed, 1.50 mm ² , Red, Blue & White insulation, Black Sheath	2369891-1
RL4141-1.50-0/2/6/9-0	4 Core Cable, Sheathed, 1.50 mm ² , Black, Red, Blue & White insulation, Black Sheath	2369893-1
RL4141-2.50-0/2/6/9-0	4 Core Cable, Sheathed, 2.50 mm ² , Black, Red, Blue & White insulation, Black Sheath	2369894-1
RL4161-1.00-9/9/9/9/9-0	6 Core Cable, Sheathed, 1.00 mm ² , White insulation, Black Sheath	2408284-1
RL0121-0.50-0/9	2 Core Cable, Unsheathed, 0.50 mm ² , Black and White insulation	2408668-1
RL0121-0.75-0/9	2 Core Cable, Unsheathed, 0.75 mm ² , Black and White insulation	2408669-1
RL0121-1.20-0/9	2 Core Cable, Unsheathed, 1.20 mm ² , Black and White insulation	2408670-1
RL0121-1.50-0/9	2 Core Cable, Unsheathed, 1.50 mm ² , Black and White insulation	2406474-1
RL0121-2.00-0/9	2 Core Cable, Unsheathed, 2.00 mm ² , Black and White insulation	2408671-1

While TE Connectivity Ltd. has made every reasonable effort to ensure the accuracy of the information in this document, TE does not guarantee that it is error-free, nor does TE make any other representation, warranty or guarantee that the information is accurate, correct, reliable or current. TE reserves the right to make any adjustments to the information contained herein at any time without notice. TE expressly disclaims all implied warranties regarding the information contained herein, including, but not limited to, any implied warranties of merchantability or fitness for a particular purpose. The dimensions in this document are for reference purposes only and are subject to change without notice. Specifications are subject to change without notice. Consult TE for the latest dimensions and design specifications.