

THIS DRAWING IS UNPUBLISHED

RELEASED FOR PUBLICATION

2018

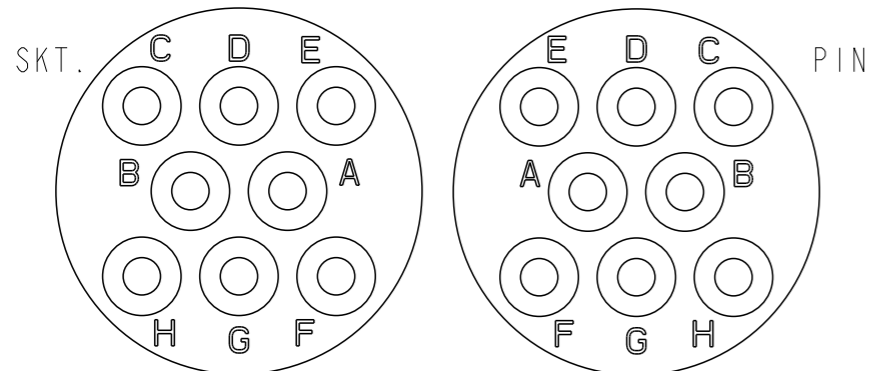
© COPYRIGHT 1995 BY TE CONNECTIVITY

ALL RIGHTS RESERVED.

REVISIONS

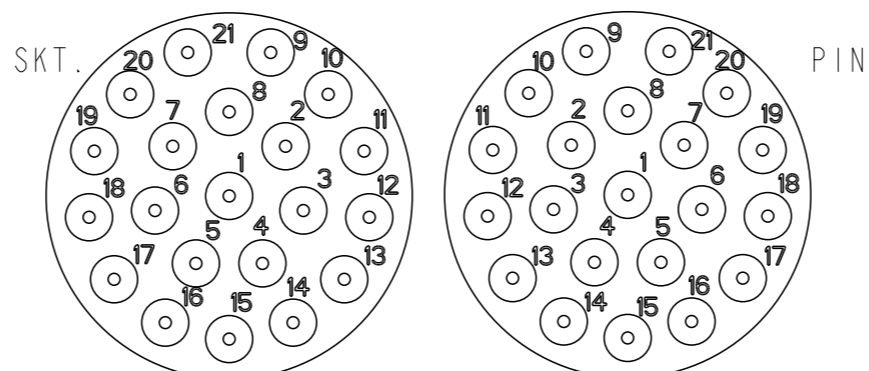
P	LTR	DESCRIPTION	DATE	DWN	APVD
C		INITIAL RELEASE	03APR2018	JA	DM
D		REVISED PER E-20-007062	15MAY2020	EC	IG

8 CONTACTS SIZE #12



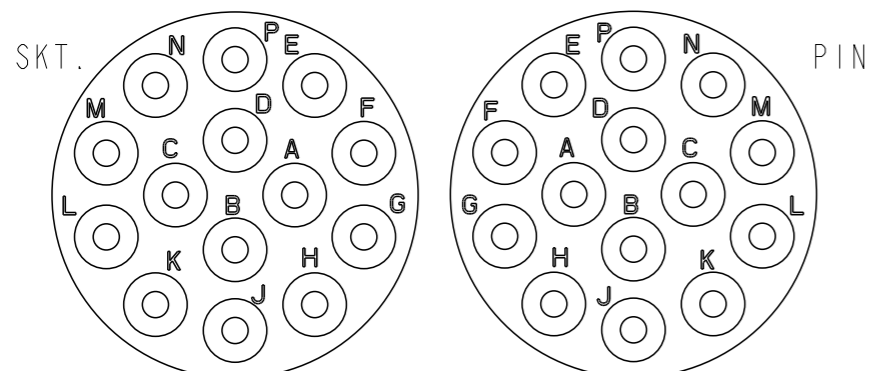
HDP24/HD34-18-8S MATES WITH HDP26/HD36-18-8P
HDP26/HD36-18-8S MATES WITH HDP24/HD34-18-8P

21 CONTACTS SIZE #20



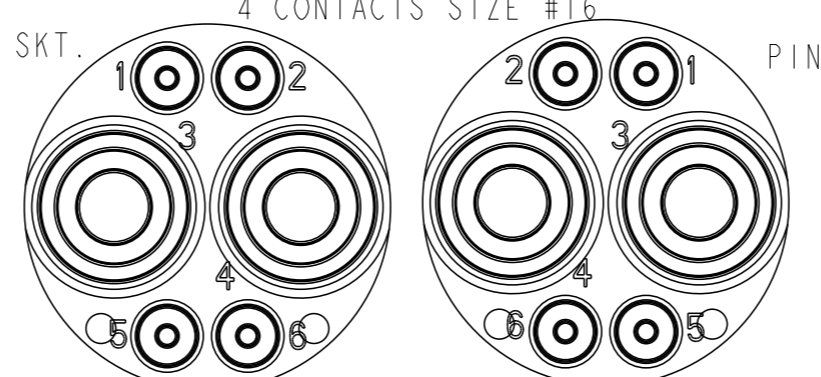
HDP24/HD34-18-21S MATES WITH HDP26/HD36-18-21P
HDP26/HD36-18-21S MATES WITH HDP24/HD34-18-21P

14 CONTACTS SIZE #16



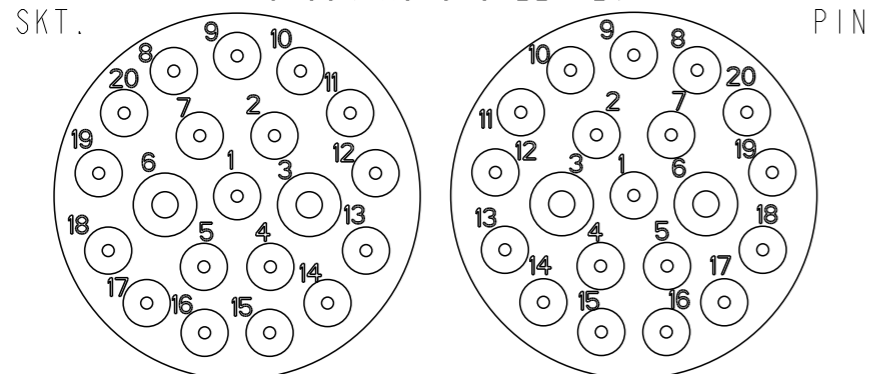
HDP24/HD34-18-14S MATES WITH HDP26/HD36-18-14P
HDP26/HD36-18-14S MATES WITH HDP24/HD34-18-14P

2 CONTACTS SIZE #4
4 CONTACTS SIZE #16



HDP24/HD34-18-6S MATES WITH HDP26/HD36-18-6P
HDP26/HD36-18-6S MATES WITH HDP24/HD34-18-6P

2 CONTACTS SIZE #16
18 CONTACTS SIZE #20

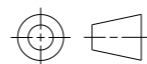


HDP24/HD34-18-20S MATES WITH HDP26/HD36-18-20P
HDP26/HD36-18-20S MATES WITH HDP24/HD34-18-20P

3. PIN ID MARKINGS MUST BE VISIBLE FROM 6 INCHES AWAY IN NORMAL LIGHTING CONDITIONS.
2. '/' INDICATES EITHER, OR PART NUMBER.
1. ALL VIEWS SHOW REAR END (GROMMET) OF CONNECTOR.

THIS DRAWING IS A CONTROLLED DOCUMENT.

DIMENSIONS:
INCHES



TOLERANCES UNLESS OTHERWISE SPECIFIED:

- 0 PLC ±
- 1 PLC ±
- 2 PLC ±
- 3 PLC ±
- 4 PLC ±
- ANGLES ±

MATERIAL

FINISH

DWN V. TOMSA 16NOV1995

CHK B. BYFORD 06JUN2001

APVD A. ROLINSKI 05JUN2001

PRODUCT SPEC

APPLICATION SPEC

WEIGHT

STANDARD SPECIFICATION



TE Connectivity

NAME
ARRANGEMENTS OF CONTACT LOCATION
HDP20 AND HD30 SERIES
SHELL SIZE 18

SIZE	CAGE CODE	DRAWING NO	RESTRICTED TO
------	-----------	------------	---------------

A3	4AFU8	0425-013-1800	-
----	-------	---------------	---

SCALE	SHEET	OF	REV
NONE	1	1	D