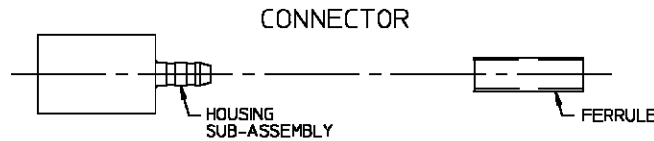




**OSP Low Cost Straight Cable Connectors
Crimp Attachment
1059319-1, 1059323-1, and 1059327-1**

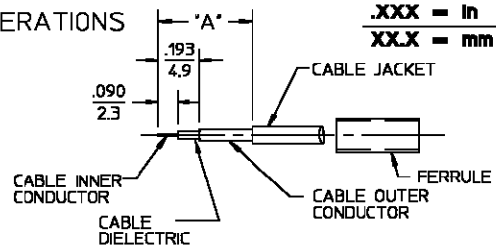
Instruction Sheet
408-4590
(was A.P. 44-001)
07 FEB 00 Rev O
EC 0990-0134-00

| CONNECTOR TYPE | CABLE TYPE | TOOLS REQ'D |
|---|------------|--|
| OSP LOW COST STRAIGHT CABLE CONNECTORS CRIMP ATTACHMENT | SEE TABLE | <p>CRIMP TOOLING: CRIMP TOOL 5698-5014-54 FERRULE CRIMP DIE 5698-5015-54 1.105 & .128 HEXO 2098-0323-54 1.151 HEXO</p> <p>OPTIONAL CRIMP TOOLING: CRIMP TOOL 2598-5004-54 FERRULE CRIMP DIE 2598-5007-54 1.105 & .128 HEXO 2598-5380-54 1.151 HEXO</p> <p>FOR SPECIFIC APPLICATION SEE TABLE</p> |

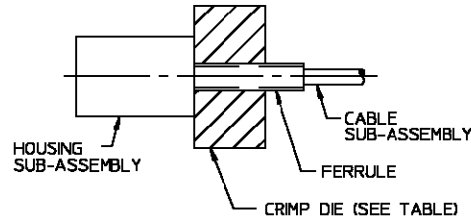


ASSEMBLY OPERATIONS

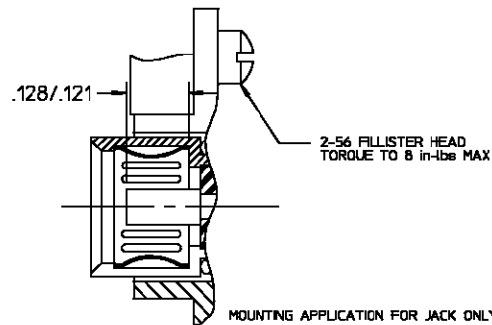
- 1.0 PREPARE COAXIAL CABLE END
 - 1.1 PLACE FERRULE ON CABLE.
 - 1.2 REMOVE END PORTION OF CABLE JACKET TO EXPOSE CABLE OUTER CONDUCTOR.
 - 1.3 TRIM OUTER CONDUCTOR TO LENGTH.
 - 1.4 TRIM CABLE DIELECTRIC TO LENGTH.
 - 1.5 FLARE OUTER CONDUCTOR.



- 2.0 CRIMP CABLE TO INNER SLEEVE.
 - 2.1 INSERT CABLE SUB-ASSEMBLY INTO HOUSING SUB-ASSEMBLY UNTIL CABLE DIELECTRIC BOTTOMS IN CENTER CONTACT.
 - 2.2 SLIDE OUTER SLEEVE OVER FLARED PORTION OF OUTER CONDUCTOR.
 - 2.3 HOLD CABLE FIRMLY SEATED AND CRIMP OUTER SLEEVE IN PLACE.
 - 2.4 TRIM AND REMOVE EXCESS OUTER CONDUCTOR STRANDS.



- 3.0 INSTALLATION OF CONNECTOR ONTO PANEL:
 - 3.1 INSTALL CONNECTOR ONTO PANEL AS SHOWN.
 - 3.2 ASSEMBLY IS NOW COMPLETE.



| CONNECTOR NO. | TYPE | CRIMP DIE | HEX SIZE (in/mm) | DIM 'A' (in/mm) | CABLE TYPE |
|---------------|------|--------------------|------------------|-----------------|------------------------------|
| 4433-7316-36 | PLUG | 2098-0323-54 | .151/3.8 | .382/9.7 | RD-316/U DOUBLE BRAID |
| 4433-7350-36 | PLUG | 2598-5007-54 NO. A | .105/2.7 | .382/9.7 | OSMT/SSMT CABLE |
| 4433-7388-36 | PLUG | 5698-5015-54 NO. C | .128/3.3 | .382/9.7 | RG-174/U, RG-188/U, RG-316/U |
| 4433-7396-36 | PLUG | 2598-5007-54 NO. A | .105/2.7 | .382/9.7 | RG-178/U, RG-196/U |
| 4436-7316-36 | JACK | 2098-0323-54 | .151/3.8 | .434/11.0 | RD-316/U DOUBLE BRAID |
| 4436-7350-36 | JACK | 2598-5007-54 NO. A | .105/2.7 | .434/11.0 | OSMT/SSMT CABLE |
| 4436-7388-36 | JACK | 5698-5015-54 NO. C | .128/3.3 | .434/11.0 | RG-174/U, RG-188/U, RG-316/U |
| 4436-7396-36 | JACK | 2598-5007-54 NO. A | .105/2.7 | .434/11.0 | RG-178/U, RG-196/U |