



AMP INCORPORATED
HARRISBURG, PENNA.

A-MP* EXTRACTION TOOL
CATALOG NO. 91011-1
FOR AMP-TAB* MALE TAB TERMINALS

IS 7111	
RELEASED	6-28-63
REVISED	7-16-65

CONNECTOR PRODUCTS DIVISION

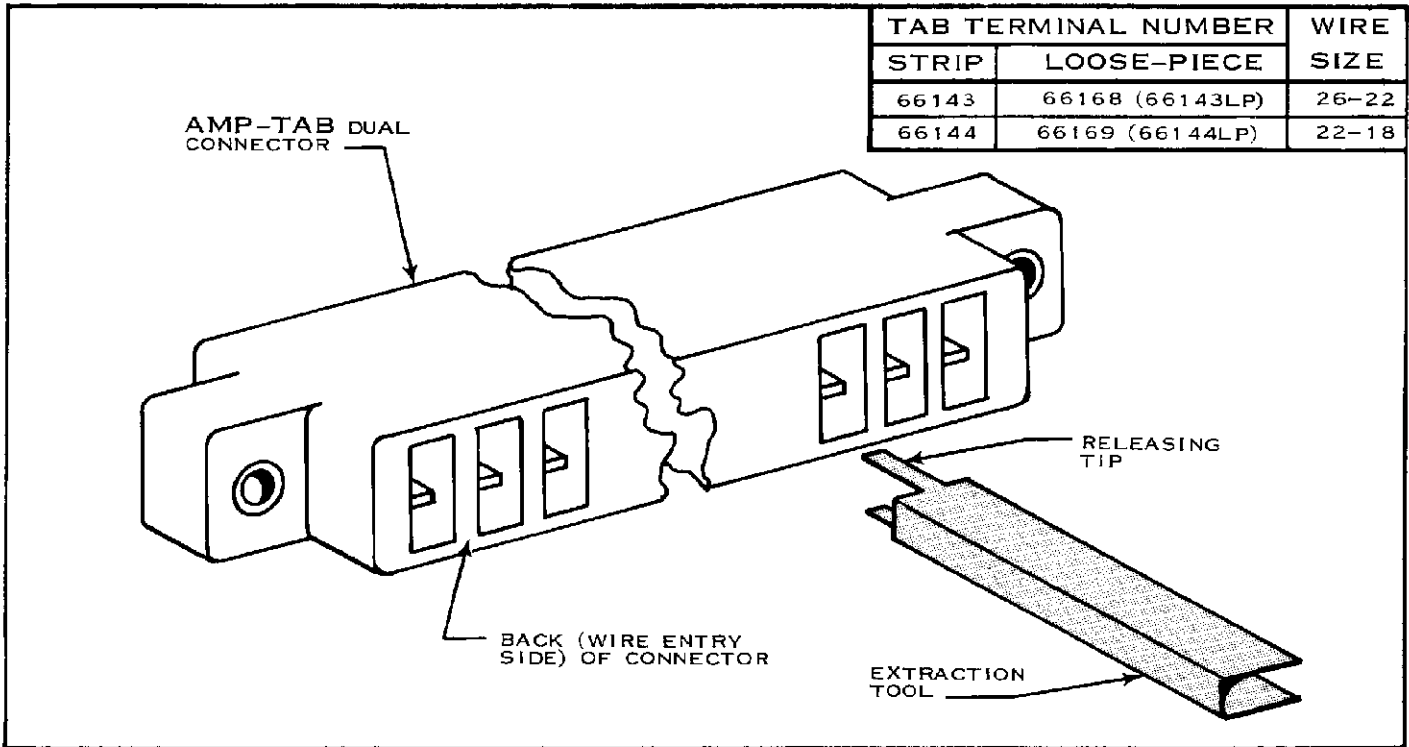


FIG. 1

*Trademark of AMP Incorporated

1. This Tool (see Figure 1) is used to extract AMP-TAB Male (Tab) Terminals from AMP-TAB Dual (Two-Tab) Connectors. Read these instructions carefully before using the Tool.

2. EXTRACTION PROCEDURE

(a) Insert Releasing Tip into back (wire-entry side) of Con-

necter as shown in Figure 2. Make sure Releasing Tip is closest to the Tab Terminal to be extracted.

(b) Keeping Tool perpendicular to Connector, push Tool into Cavity until it bottoms against Connector. See Figure 3.

(c) With Tool bottomed against Connector, pull back on Tool and Wire at the same time to remove Tab Terminal.

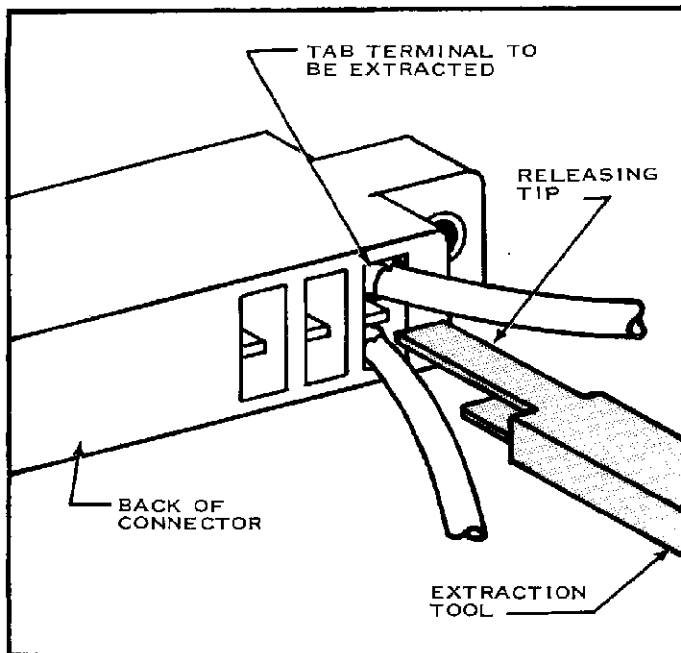


FIG. 2

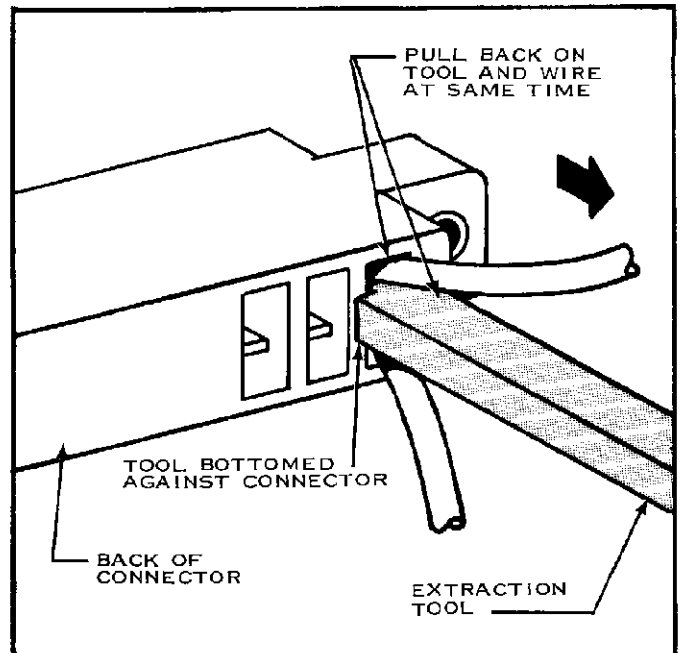


FIG. 3

© 1963 1965 by AMP Incorporated. All international rights reserved. A-MP® products covered by U.S. and foreign patents and/or patents pending.