THIS DRAWING IS UNPUBLISHED. RELEASED FOR PUBLICATION - 2010
VERANLASST ZEICHNUNGSNUMMER FUR DIESES DATUM. FREI FUER VEROEFFENTLICHUNG.
© COPYRIGHT 2010 BY TYCO ELECTRONICS CORPORATION. ALL RIGHTS RESERVED. ALLE RECHTE VORBEHALTEN.

CREATED WITH PASSEND ZU: 969508

LOC	DIST
A1	-

PROJEKT NR. EGATN03095
PRJ-19-000903592

REVISIONS / AENDERUNGEN

P	LTR	DESCRIPTION / BESCHREIBUNG	DATE	DWN	APVD
	A3	ECR-20-013085	15SEP2020	AN	KK

VARIENT II

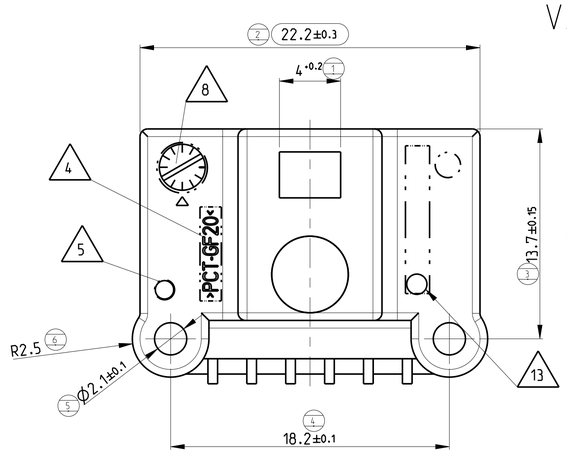

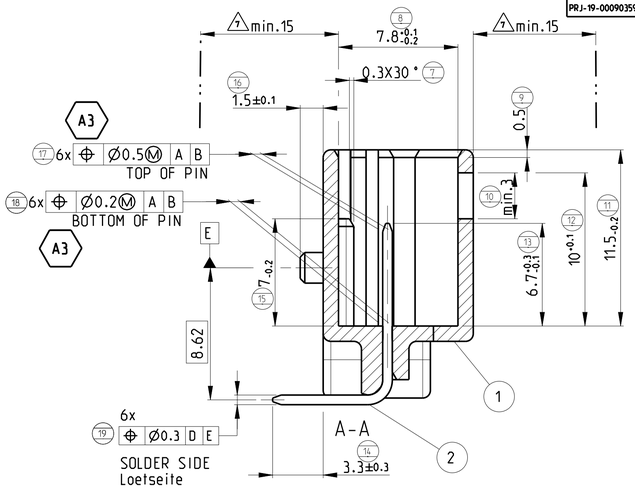

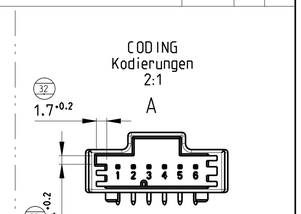

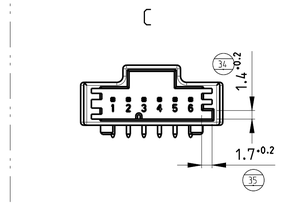

PCB-LAYOUT (Soldered)
Unverbindliches Leiterplattenlayout
(Loetversion)
2:1

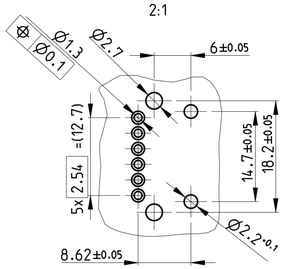

VARIENT II (A)

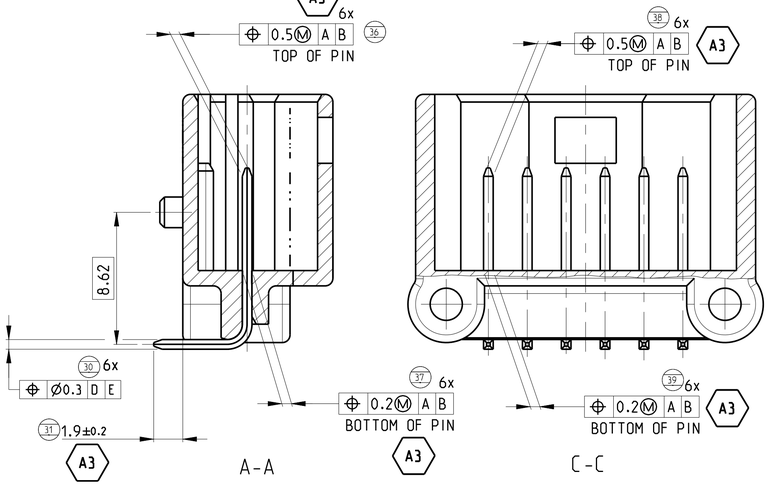

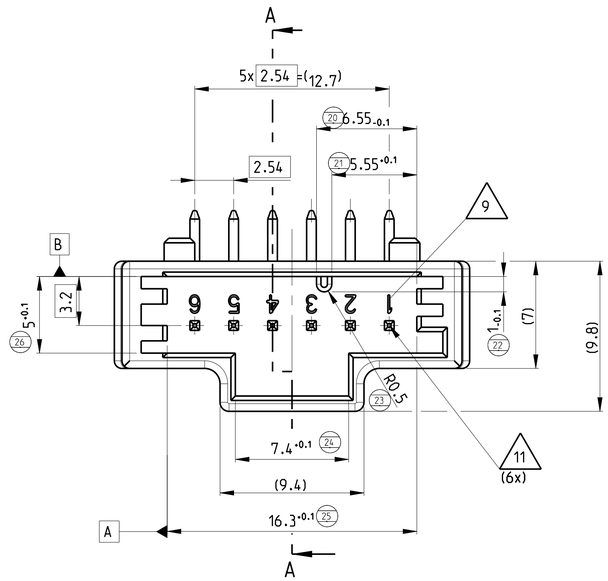

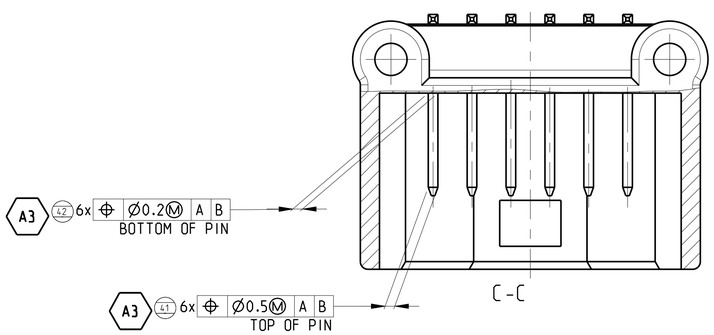

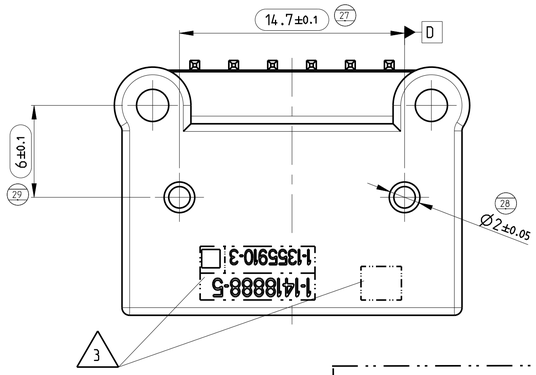

NOTES
Bemerkungen

1 ONLY THE GERMAN LANGUAGE VERSION IS AUTHORITATIVE
Massgebend ist der deutsche Text

2 FUNCTIONAL MEASUREMENTS MARKED WITH ( ) ARE DOCUMENTED IN THE EMPB. NOT MARKED MEASUREMENTS ARE MEASURED, BUT NOT DOCUMENTED IN THE EMPB. DEVIATIONS HAVE TO BE CORRECTED.
Funktionsbestimmende Masse, die mit ( ) gekennzeichnet sind, werden im EMPB dokumentiert. Nicht gekennzeichnete Masse werden ebenfalls ausgemessen, aber nicht im EMPB dokumentiert. Abweichungen sind zu korrigieren.

3 SUPPLIER MARK
Lieferantenkennzeichnung

4 MATERIAL IDENTIFICATION
Materialkennzeichnung

5 CAVITY MARKING
Formnestmarkierung

6 PACKAGING: PRODUCTION BRACKET TO PACK UP IN THE CARDBOARD
Verpackung: Produkttraeger verpackt im Karton

7 SPACE FOR ACTIVITY
Betaetigungsfreiraum

8 DATE INSERT
Datumsstempel

9 CAVITY IDENTIFICATION
Kammer-Kennzeichnung

10 RELATION LAYER FOR POSITION TOLERANCE
A AND B MEASURED AT THE BOTTOM OF THE PIN HEADER
Bezugslinien fuer Positionstoleranz
A und B am Grund der Stiftwanne

11 PIN ACC SPEC.: 114-18063
Stift gemaess Spez.: 114-18063

12 PACKAGING IN CARRIER TAPE (ESD-VERSION)
Verpackung in Blistergurt (ESD-Version)

13 IDENTIFICATION MARK FOR CAMERA INSPECTION; ONLY FOR 1-1418888-7
Identifikationsmarke fuer Kamerainspektion; Nur fuer 1-1418888-7

14 INTERFACE ACC. TO 114-18063-172, REV. A1, 07SEP2020
Interface nach 114-18063-172, Rev. A1, 07sep2020

Benennung TITLE	verschieden VARIANT	Masse [Kg] MASS [Kg]	COD	TE-Bestell.-Nr. ORDER-NO.	REV	TE-Teilenummer TE-PART NUMBER	QTY	Benennung TITLE	Werkstoff MATERIAL	Oberflaeche/Farbe SURFACE/COLOR/	Pos. ITEM	Verpackung PACKAGING
Stecker 6-fach PIN HEADER 6POS.	II(A)	0.002	A	1-1418888-7	A	1-1418888-7	6	□0.63 Stift/PIN	Cu-Legierung CO-ALLOY	vorverzinnt PRE TIN PLATED	2	12
							1	Stiftwanne MQS PIN HEADER HSG	PCT-GF20	schwarz/BLACK SIM. RAL 9011	1	
Stecker 6-fach PIN HEADER 6POS.	II	0.002	A	1-1418888-6	A	1-1418888-5	6	□0.63 Stift/PIN	Cu-Legierung CO-ALLOY	vorverzinnt PRE TIN PLATED	2	12
							1	Stiftwanne MQS PIN HEADER HSG	PCT-GF20	schwarz/BLACK SIM. RAL 9011	1	
Stecker 6-fach PIN HEADER 6POS.	II	0.002	C	3-1418888-2	A	3-1418888-2	6	□0.63 Stift/PIN	Cu-Legierung CO-ALLOY	vorverzinnt PRE TIN PLATED	2	6
							1	Stiftwanne MQS PIN HEADER HSG	PCT-GF20	blau/BLUE SIM. RAL 5012	1	
Stecker 6-fach PIN HEADER 6POS.	II	0.002	A	1-1418888-5	A	1-1418888-5	6	□0.63 Stift/PIN	Cu-Legierung CO-ALLOY	vorverzinnt PRE TIN PLATED	2	6
							1	Stiftwanne MQS PIN HEADER HSG	PCT-GF20	schwarz/BLACK SIM. RAL 9011	1	

A3

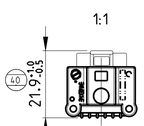

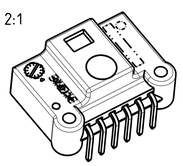

THIS DRAWING IS A CONFIDENTIAL DOCUMENT OF TYCO ELECTRONICS CORPORATION IT IS SUBJECT TO RETURN AND THE INFORMATION THEREON SHALL NOT BE DISCLOSED WITHOUT WRITTEN AUTHORITY.
DIESES ZEICHNUNGSDOKUMENT WIRD DURCH UNS VERTRAULICH BEHANDELT. ANGEBOTE, DIE DEN TECHNISCHEN FORTSCHRITT DIENEN, SIND VERPFLICHTEN. DER INHALT VERTRAULICHER ANGEBOTSANFRAGEN DRAWING SIE AUF ANFRAGE.

DIMENSIONS: MASSEINHEITEN: mm
TOLERANCES UNLESS OTHERWISE SPECIFIED: ALLGEMEINTOLERANZEN: DIN ISO2768-1m
0 PLC ±
1 PLC ±
2 PLC ±
3 PLC ±
ANGLES/WINKEL ±1°
MATERIAL -
FINISH/OBERFLAECHE/FARBE -

DWN	C.Geiger	07APR2010
CHK	D.Mechteridis	07APR2010
APVD	J. Waller	07APR2010

PRODUCT SPEC PRODUKTSPEZ. 108-18558-0
APPLICATION SPEC VERARBEITUNGSSPEZ. -
WEIGHT GEWICHT -

TE Connectivity

NAME: MQS PIN HEADER 6 POS., ASSY
MQS Stiftwanne 6 polig, ASSY
SOLDER VERSION

SIZE A1 | CAGE CODE 00779 | DRAWING NO ZEICHNUNGS-NR. C-1418888 | RESTRICTED TO NUR FUER

CUSTOMER DRAWING /KUNDENZEICHNUNG | SCALE MASSSTAB 5:1 | SHEET BLATT 1 OF VON 1 | REV A3

AMP 4805 REV 31MAR2000