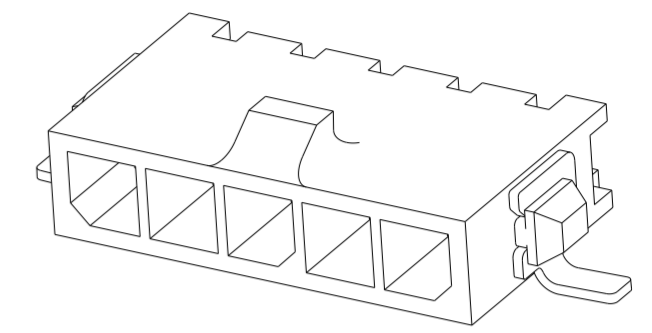
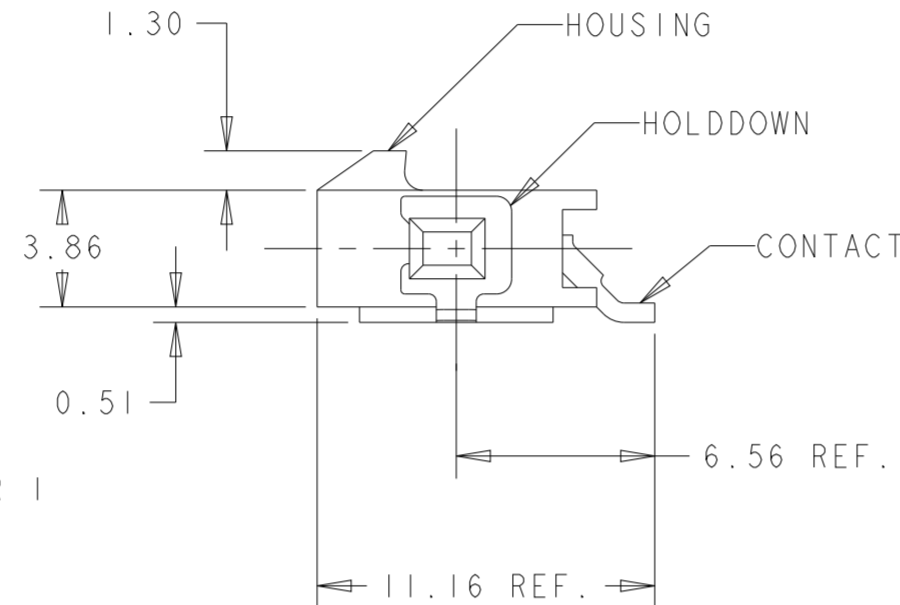
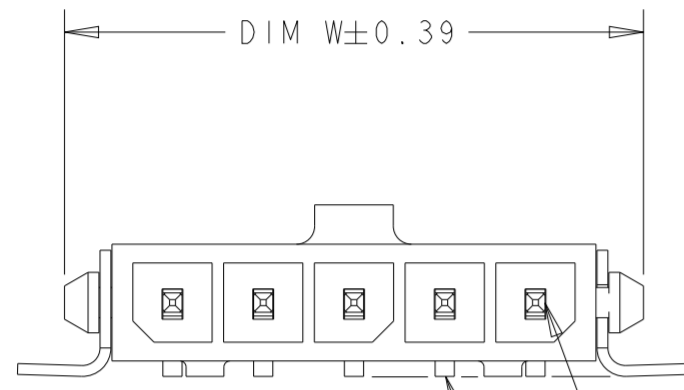
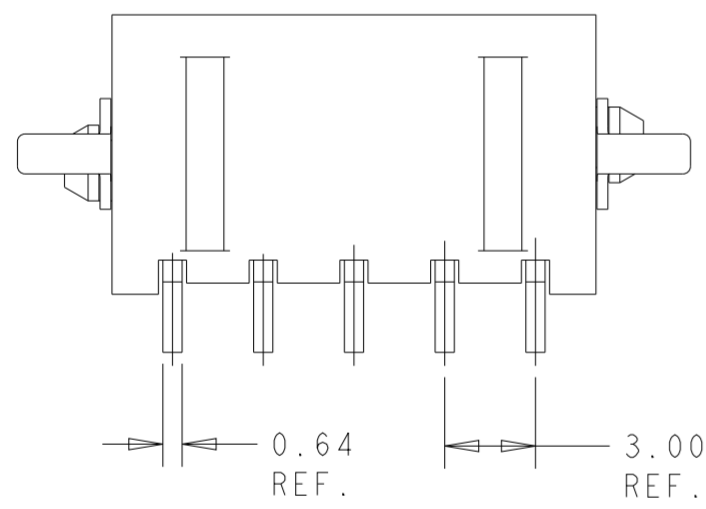


THIS DRAWING IS UNPUBLISHED. RELEASED FOR PUBLICATION 20  
 © COPYRIGHT 20 BY - ALL RIGHTS RESERVED.

REVISIONS				
P	LTR	DESCRIPTION	DATE	APVD
B6		REVISED PER ECN-23-242776	14DEC2023	WLS VS



0.15  
 INCLUDES CONTACT TAILS,  
 HOUSING STANDOFFS,  
 AND BOARDLOCKS.



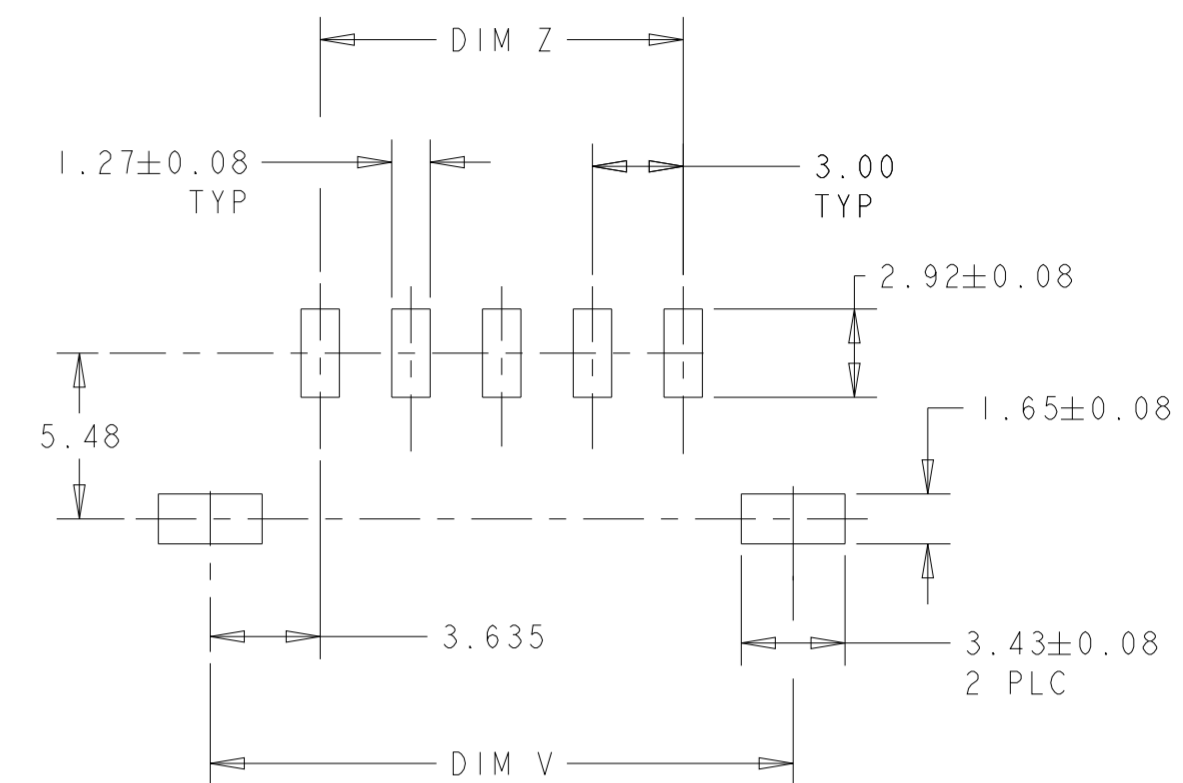
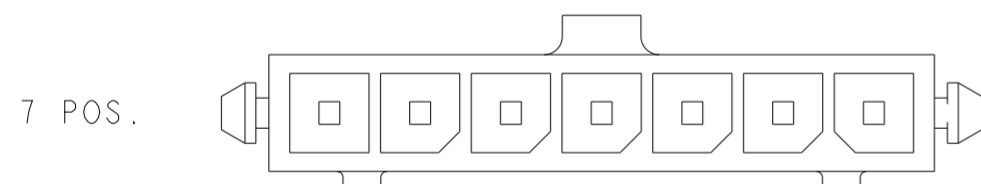
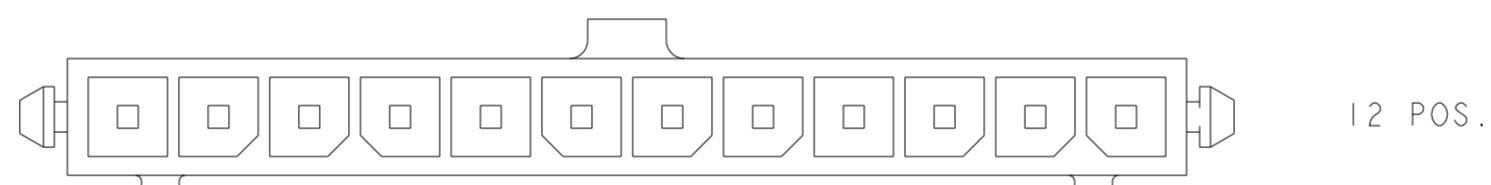
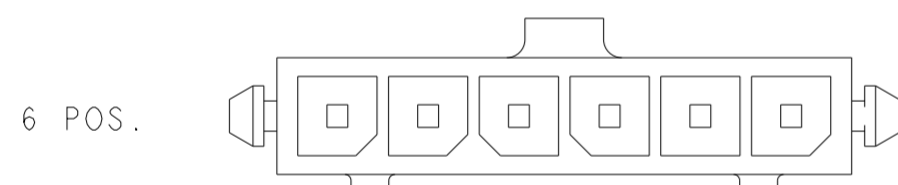
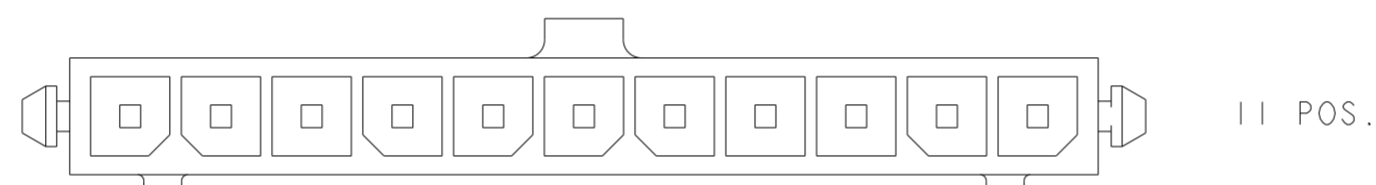
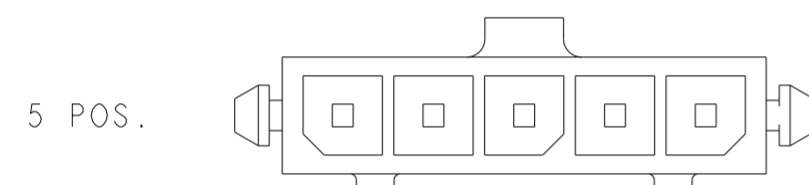
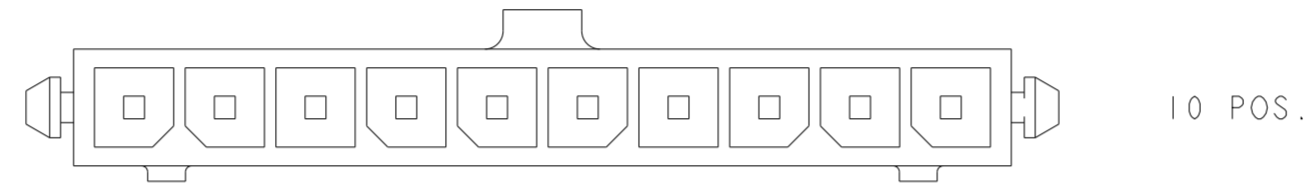
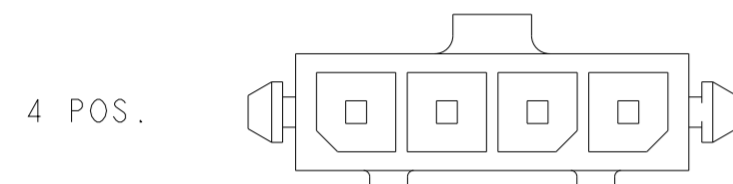
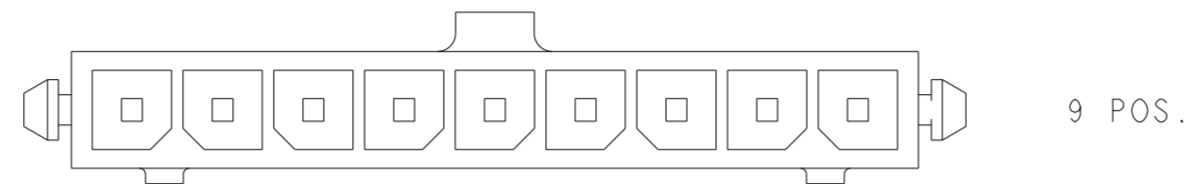
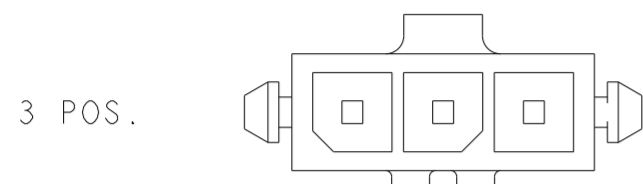
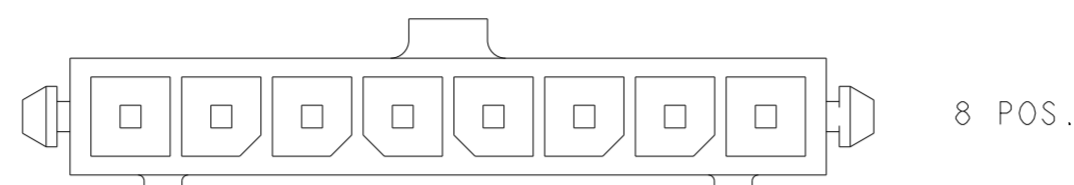
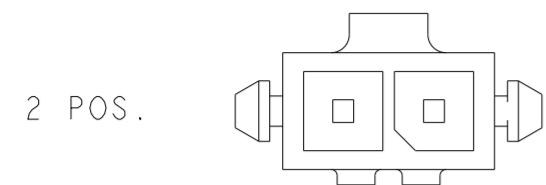
- 1 MATERIAL: HOUSING - UL 94V-0 RATED HIGH TEMP NYLON, COLOR BLACK.  
 CONTACTS - BRASS  
 HOLDDOWNS - PHOSPHOR BRONZE.
- 2 RECOMMENDED PC BOARD THICKNESS OF 1.57.
- 3 PLATING: CONTACTS - 0.38µm MINIMUM GOLD ON MATING END,  
 2.54µm MINIMUM MATTE TIN ON SOLDER TAILS,  
 ALL OVER 1.27µm MINIMUM NICKEL.  
 HOLDDOWNS - 2.54µm MINIMUM MATTE TIN OVER 1.27µm MINIMUM NICKEL.
- 4 COUNTERPART RECOMMENDED IS PN 1445022 OR 2008571 (DASH ACC. TO NUMBER OF POSITION).
- 5 FOR REELING DIRECTION AND PACKAGING TYPE, SEE SPECIFICATION 114-13000.

	33.00	40.27	40.00	12	3-1445091-2
OBSOLETE	<del>30.00</del>	<del>37.27</del>	<del>37.00</del>	<del>11</del>	<del>3-1445091-1</del>
OBSOLETE	<del>27.00</del>	<del>34.27</del>	<del>34.00</del>	<del>10</del>	<del>3-1445091-0</del>
	24.00	31.27	31.00	9	2-1445091-9
OBSOLETE	<del>21.00</del>	<del>28.27</del>	<del>28.00</del>	<del>8</del>	<del>2-1445091-8</del>
	18.00	25.27	25.00	7	2-1445091-7
	15.00	22.27	22.00	6	2-1445091-6
	12.00	19.27	19.00	5	2-1445091-5
	9.00	16.27	16.00	4	2-1445091-4
	6.00	13.27	13.00	3	2-1445091-3
	3.00	10.27	10.00	2	2-1445091-2
	DIM Z	DIM V	DIM W	NO. OF POSN	PART NUMBER

THIS DRAWING IS A CONTROLLED DOCUMENT.		DWN J. ROOT 09OCT2000	TE Connectivity	
DIMENSIONS: mm		CHK K. WHITAKER 17-APR-2001		
TOLERANCES UNLESS OTHERWISE SPECIFIED:		APVD C. JONES 17-APR-2001	NAME RIGHT ANGLE SURF MOUNT HEADER ASSY, 0.38 MIC GOLD CONTACTS, W/SURF MNT, HOLDDONWS, SGL ROW, MICRO MATE-N-LOK™	
0 PLC ± 1 PLC ± 2 PLC ±0.13 3 PLC ± 4 PLC ± ANGLES ±° FINISH		PRODUCT SPEC 108-1836	SIZE A2	CAGE CODE 00779
MATERIAL		APPLICATION SPEC 114-13000	DRAWING NO C-1445091	RESTRICTED TO -
		WEIGHT -	SCALE 4:1 SHEET 1 OF 2 REV B6	
		CUSTOMER DRAWING		

THIS DRAWING IS UNPUBLISHED. RELEASED FOR PUBLICATION 20  
 © COPYRIGHT 20 BY - ALL RIGHTS RESERVED.

REVISIONS				
P	LTR	DESCRIPTION	DATE	APVD
-	-	SEE SHEET 1	-	-



PCB LAYOUT COMPONENT SIDE

KEYING BY POSITION SIZE

THIS DRAWING IS A CONTROLLED DOCUMENT.		DWN J.ROOT 09OCT2000	TE Connectivity	
DIMENSIONS: mm		CHK K.WHITAKER 17-APR-2001		
TOLERANCES UNLESS OTHERWISE SPECIFIED:		APVD C.JONES 17-APR-2001	NAME RIGHT ANGLE SURF MOUNT HEADER ASSY, 0.38 MIC GOLD CONTACTS, W/SURF MNT HOLDDONWS, SGL ROW, MICRO MATE-N-LOK	
0 PLC ±		PRODUCT SPEC 108-1836	SIZE A2	CAGE CODE 00779
1 PLC ±		APPLICATION SPEC 114-13000	DRAWING NO C-1445091	RESTRICTED TO -
2 PLC ±0.13		WEIGHT -	SCALE 4:1	SHEET 2 OF 2
3 PLC ±		CUSTOMER DRAWING	REV B6	
4 PLC ±				
ANGLES ±°				
FINISH -				
-				