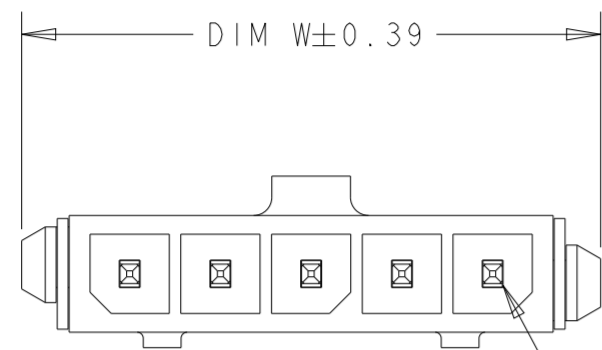
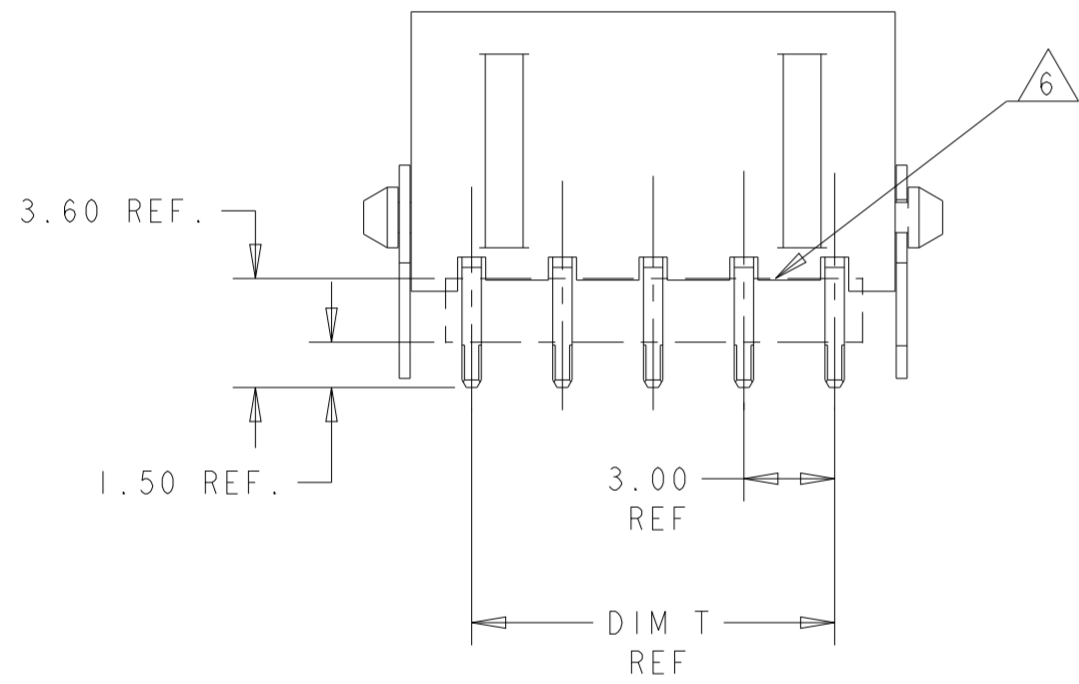
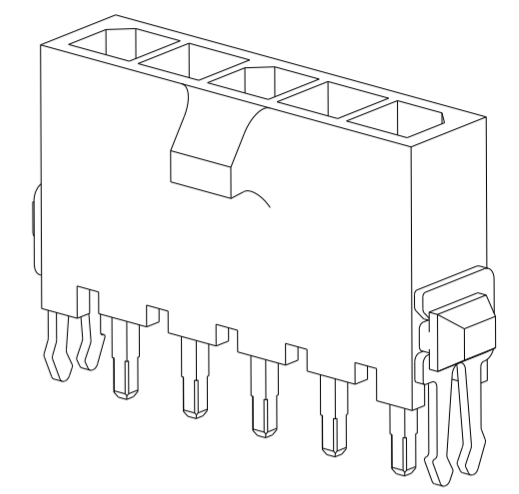
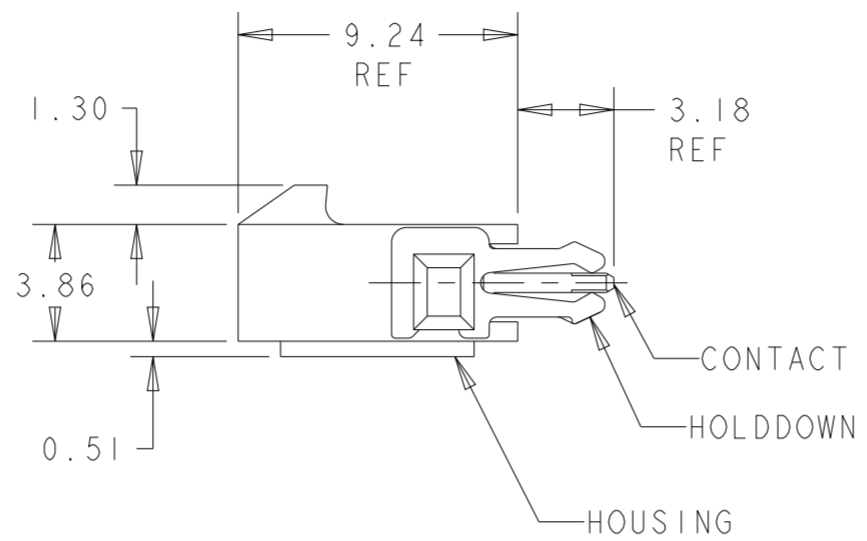


THIS DRAWING IS UNPUBLISHED. RELEASED FOR PUBLICATION 20
 © COPYRIGHT 20 BY - ALL RIGHTS RESERVED.

REVISIONS					
P	LTR	DESCRIPTION	DATE	DWN	APVD
A7		REVISED PER ECN-23-225679	08AUG2023	WLS	VS
A8		REVISED PER ECN-23-242776	15DEC2023	WLS	VS



CIRCUIT NUMBER 1



- 1 MATERIAL: HOUSING - UL 94V-0 RATED HIGH TEMP NYLON, COLOR BLACK.
CONTACTS - BRASS
HOLDDOWNS: - PHOSPHOR BRONZE.
- 2 RECOMMENDED PC BOARD THICKNESS OF 1.57.
- 3 PLATING: CONTACTS - 0.76µm MINIMUM GOLD ON MATING AREA.
2.54µm MINIMUM MATTE TIN ON SOLDER TAILS.
ALL OVER 1.27µm MINIMUM NICKEL.
HOLDDOWNS: 2.54µm MINIMUM MATTE TIN OVER 1.27µm MINIMUM NICKEL.
- 4 COUNTERPART RECOMMENDED IS PN 1445022 OR 2008571 (DASH ACCORDING TO NUMBER OF POSITION).
- 5 FOR REELING DIRECTION AND PACKAGING TYPE, SEE SPECIFICATION 114-13000.
- 6 CUTTING EDGE, NO PLATING PRESENT IN THE REGION SHOWN.

OBSOLETE	-33.00	37.43	33.00	40.14	12	3-1445094-2-
OBSOLETE	-30.00	34.43	30.00	37.14	11	3-1445094-1-
OBSOLETE	-27.00	31.43	27.00	34.14	10	3-1445094-0-
OBSOLETE	-24.00	28.43	24.00	31.14	9	2-1445094-9-
OBSOLETE	-21.00	25.43	21.00	28.14	8	2-1445094-8-
OBSOLETE	-18.00	22.43	18.00	25.14	7	2-1445094-7-
OBSOLETE	-15.00	19.43	15.00	22.14	6	2-1445094-6-
	12.00	16.43	12.00	19.14	5	2-1445094-5-
	9.00	13.43	9.00	16.14	4	2-1445094-4-
	6.00	10.43	6.00	13.14	3	2-1445094-3-
	3.00	7.43	3.00	10.14	2	2-1445094-2-
	DIM Z	DIM V	DIM T	DIM W	NO. OF POSN	PART NUMBER

THIS DRAWING IS A CONTROLLED DOCUMENT.

DWN: J. ROOT 10OCT2000
 CHK: K. WHITAKER 17-APR-2001
 APVD: C. JONES 17-APR-2001

STE TE Connectivity

PRODUCT SPEC: 108-1836
 APPLICATION SPEC: 114-13000

NAME: VERTICAL THRU HOLE HEADER ASSY, 0.76 MIC GOLD CONTACTS, W/THRU HOLE HOLDDOWNS, SGL ROW. MICRO MATE-N-LOK™

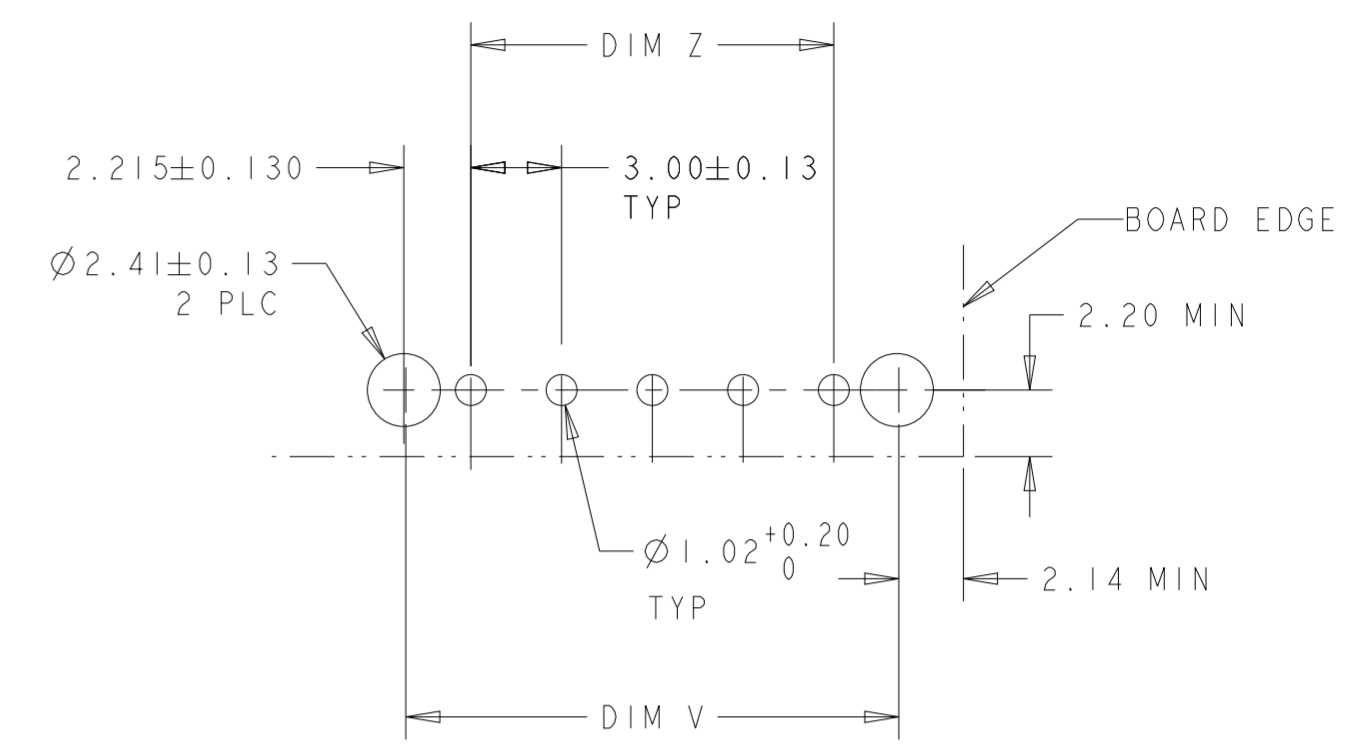
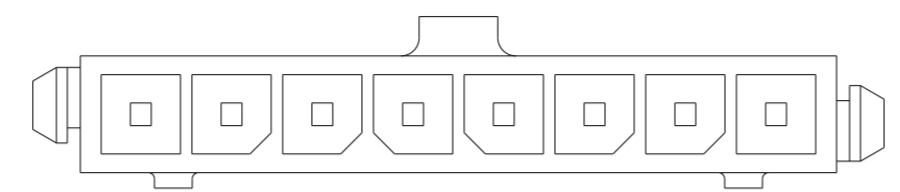
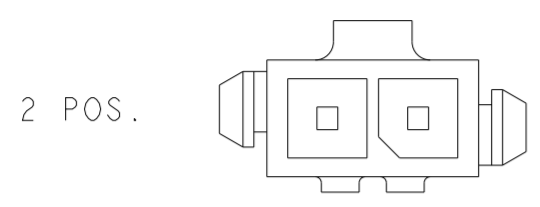
SIZE: A2 CAGE CODE: 0779 DRAWING NO: C-1445094 RESTRICTED TO: -

MATERIAL: 1 TOLERANCES UNLESS OTHERWISE SPECIFIED: 3

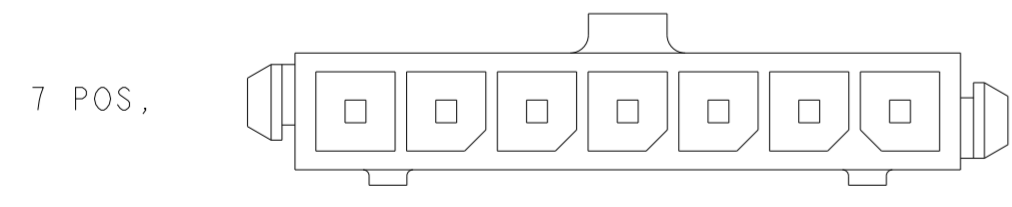
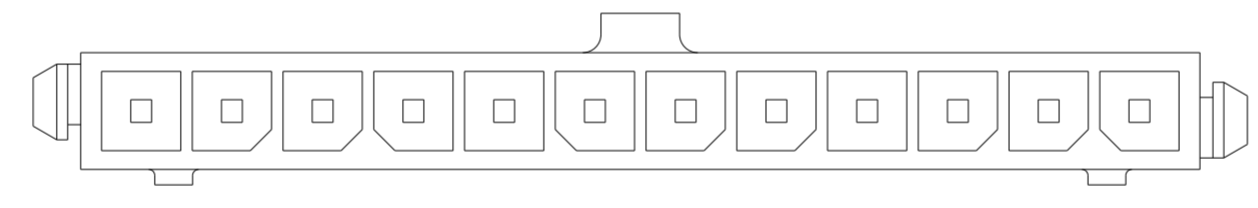
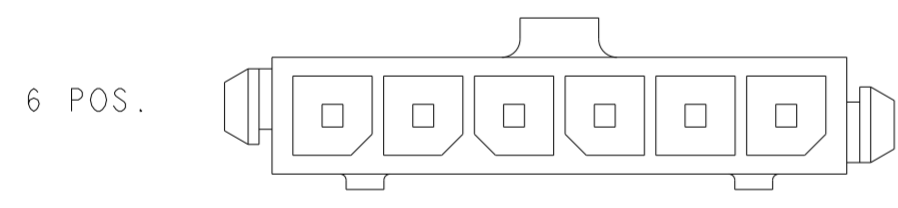
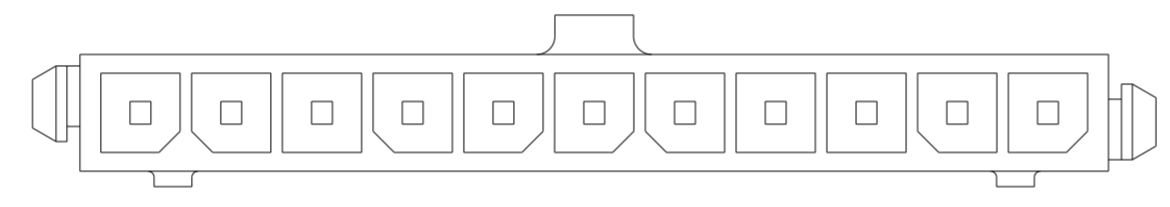
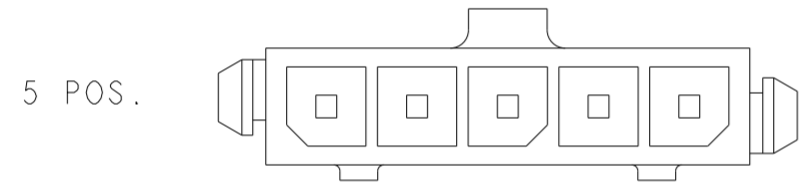
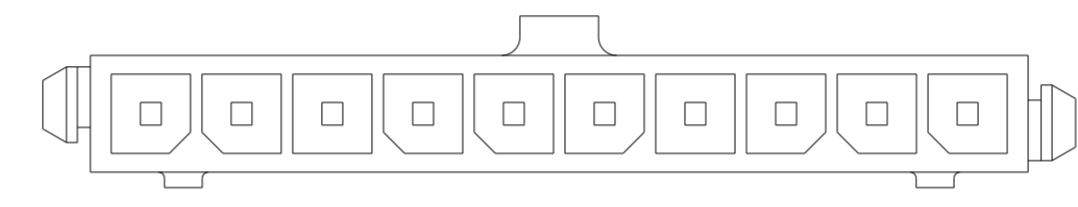
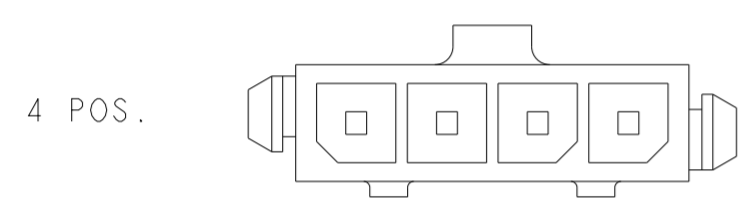
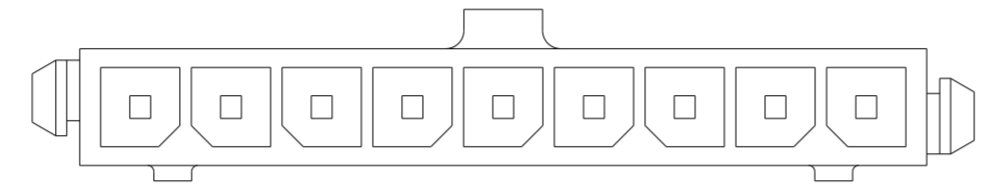
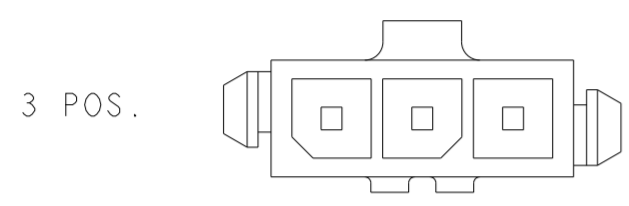
CUSTOMER DRAWING SCALE: 5:1 SHEET 1 OF 2 REV: A8

THIS DRAWING IS UNPUBLISHED. RELEASED FOR PUBLICATION 20
 © COPYRIGHT 20 BY - ALL RIGHTS RESERVED.

REVISIONS				
P	LTR	DESCRIPTION	DATE	APVD
-	-	SEE SHEET 1	-	-



PCB LAYOUT COMPONENT SIDE



KEYING BY POSITION SIZE

THIS DRAWING IS A CONTROLLED DOCUMENT.		DWN J. ROOT	10OCT2000	TE Connectivity	
DIMENSIONS: mm		CHK K. WHITAKER	17-APR-2001		
TOLERANCES UNLESS OTHERWISE SPECIFIED:		APVD C. JONES	17-APR-2001	NAME VERTICAL THRU HOLE HEADER ASSY, 0.76 MIC GOLD CONTACTS, W/THRU HOLE HOLDDOWNS, SGL ROW. MICRO MATE-N-LOK	
0 PLC ±		PRODUCT SPEC	108-1836	SIZE	CAGE CODE
1 PLC ±		APPLICATION SPEC	114-13000	A20779	1445094
2 PLC ±0.20		WEIGHT	-	SCALE	5:1
3 PLC ±		CUSTOMER DRAWING		SHEET	2 OF 2
4 PLC ±				REV	A8
ANGLES ±°					
FINISH					