

THIS DRAWING IS UNPUBLISHED. RELEASED FOR PUBLICATION  
 © COPYRIGHT - By - ALL RIGHTS RESERVED.

REVISIONS					
P	LTR	DESCRIPTION	DATE	DWN	APVD
C7		REVISED PER ECR-23-182278	27JUL2023	LP	MY

**SPECIFICATIONS:**

**MATERIALS:**  
 BASE: PPS UL94V-0  
 COVER: PPS UL94V-0  
 ACTUATOR: LCP UL94V-0  
 MOVING CONTACT: COPPER ALLOY, GOLD OVER NICKEL PLATE  
 FIXED CONTACT/TERMINAL: COPPER ALLOY, GOLD OVER NICKEL PLATE

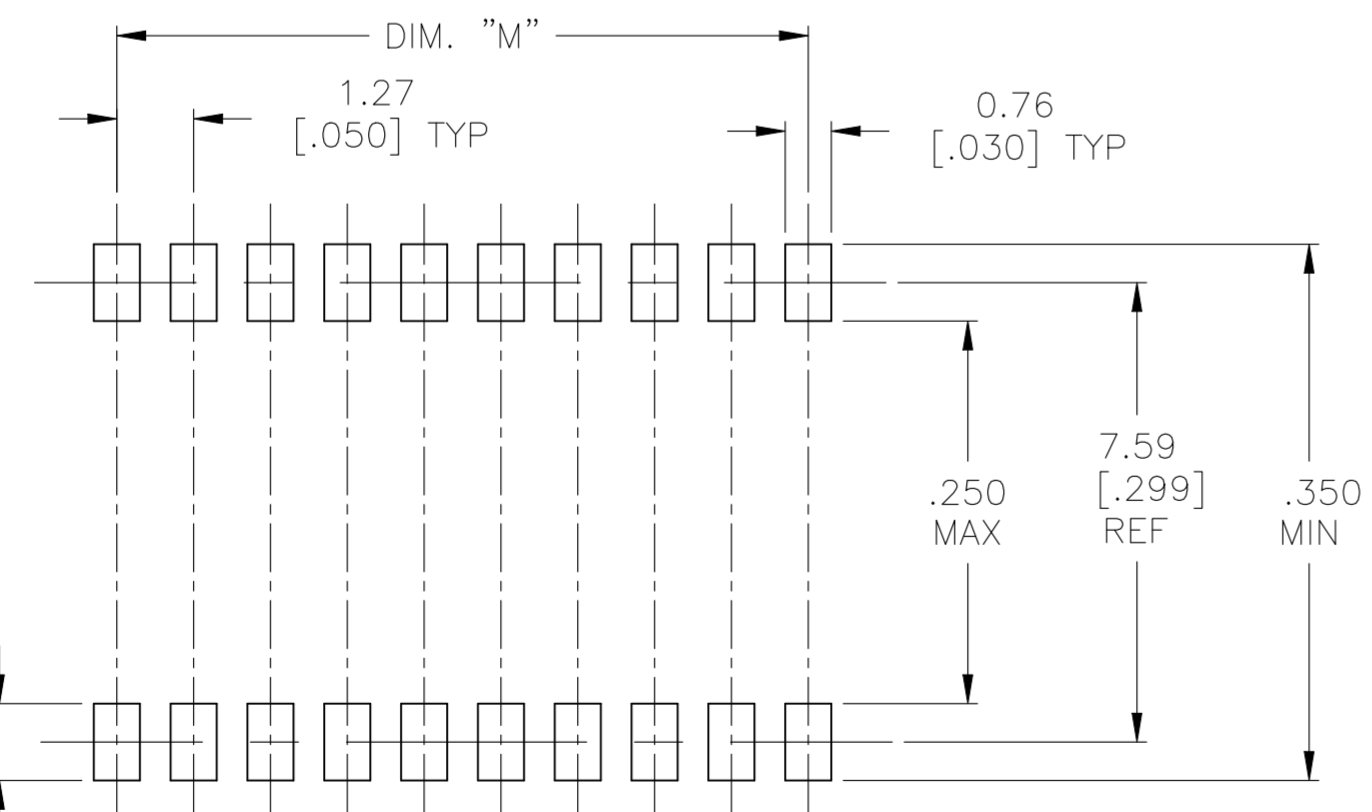
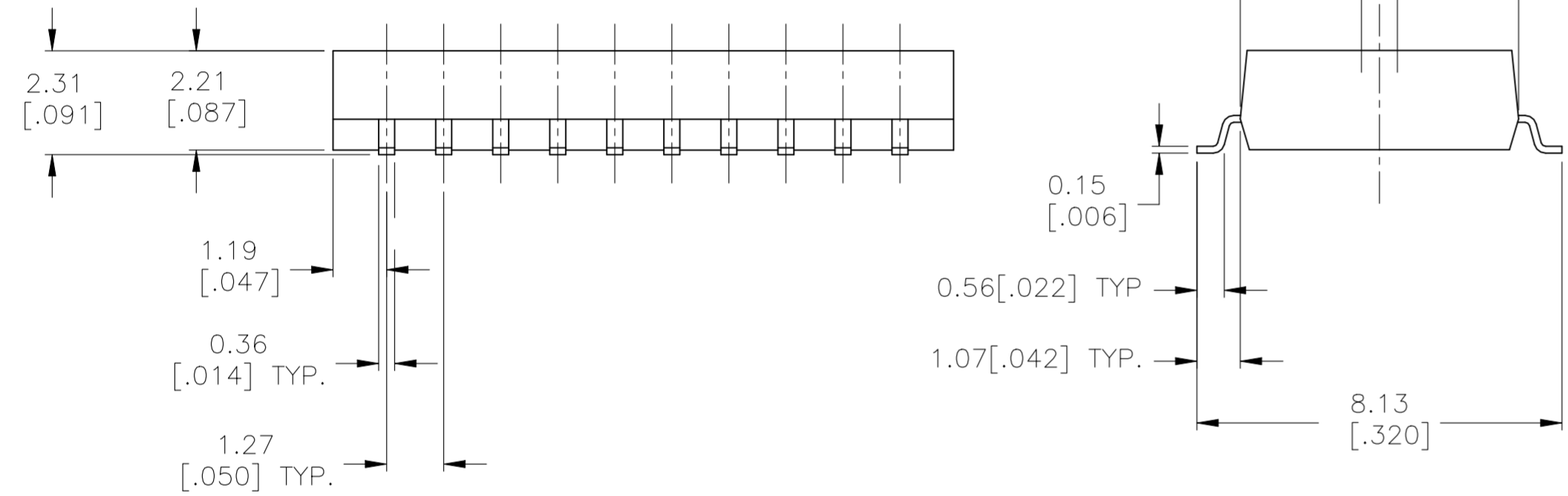
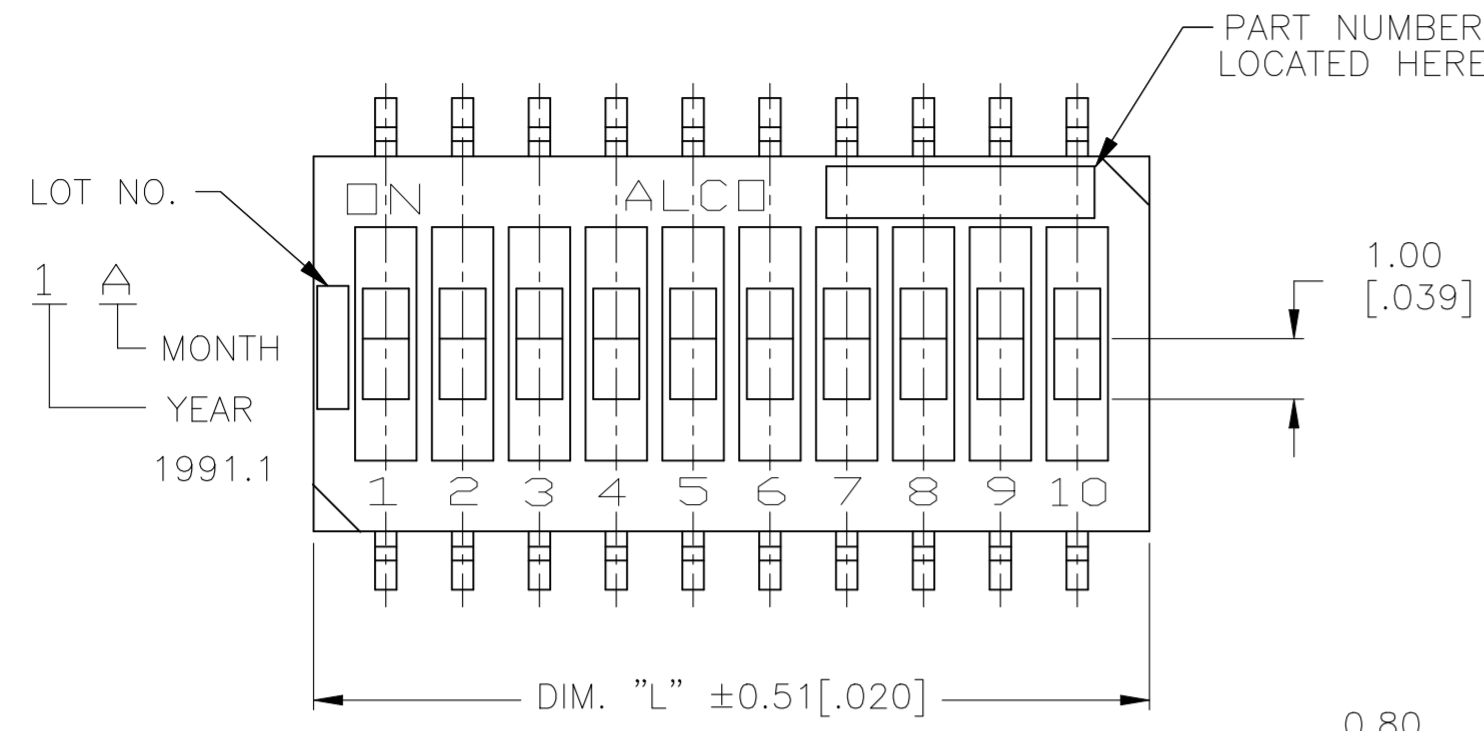
**ELECTRICAL:**  
 CONTACT RATING: NON-SWITCHING 100mA @ 50 VDC  
 SWITCHING: 25mA @ 24 VDC.  
 INITIAL CONTACT RESISTANCE: 100mΩ MAX. @ 2 VDC, 10 mA.  
 INSULATION RESISTANCE: 100 MEGOHMS MIN. @ 100 VDC.  
 DIELECTRIC STRENGTH: 300 VAC. 1 MINUTE.  
 LIFE: 1,000 CYCLES.

**MECHANICAL:**  
 OPERATING FORCE: 600G MAX.

**ENVIRONMENTAL:**  
 OPERATING TEMPERATURE: -22°F TO +185°F (-30°C TO +85°C).  
 STORAGE TEMPERATURE: -49°F TO +212°F (-45°C TO +100°C).  
 SOLDER HEAT RESISTANCE PER 109-201, CONDITION B  
 SOLDERABILITY PER JIS C 0050 & JIS C 0053

- 1 PARTS WITH 'ON' SUFFIX SUPPLIED IN THE ON POSITION.
- 2 SUPPLIED WITH TAPE SEAL STANDARD.
- 3 FOR TAPE AND REEL PACKAGING- PART NO. GDHXXSTR SEE MODEL NUMBER CHART BELOW.
- 4 FOR NO SEAL OPTION = NS.
- 5 ALL MATERIALS AND FINISHES SHALL COMPLY WITH EU DIRECTIVE 2002/95/EC OF 27 JAN 2003 (ROHS)
- 6 OBSOLETE PARTS: OBSOLETE CIS STREAMLINING PER D.RENAUD/D.SINISI

1	6.35[.250]	8.74[.344]	6	TAPE	GDH06STRON04	1-1571983-7	
	11.43[.450]	13.82[.544]	10	NONE	GDH010STRNS04	1-1571983-6	
1	1.27[.050]	3.66[.144]	2	TAPE	GDH02STRON04	1-1571983-5	
	11.43[.450]	13.82[.544]	10	TAPE	GDH010STR04	1-1571983-4	
	11.43[.450]	13.82[.544]	10	TAPE	GDH010S04	1-1571983-3	
4	OBSOLETE	8.89[.350]	11.28[.444]	8	NONE	GDH08STRNS04	1-1571983-2
	8.89[.350]	11.28[.444]	8	TAPE	GDH08STR04	1-1571983-1	
	8.89[.350]	11.28[.444]	8	TAPE	GDH08S04	1-1571983-0	
	6.35[.250]	8.74[.344]	6	TAPE	GDH06STR04	1571983-9	
	6.35[.250]	8.74[.344]	6	TAPE	GDH06S04	1571983-8	
1	3.81[.150]	6.20[.244]	4	TAPE	GDH04STRON04	1571983-7	
4	OBSOLETE	3.81[.150]	6.20[.244]	4	NONE	GDH04STRNS04	1571983-6
	3.81[.150]	6.20[.244]	4	TAPE	GDH04STR04	1571983-5	
	3.81[.150]	6.20[.244]	4	TAPE	GDH04S04	1571983-4	
	1.27[.050]	3.66[.144]	2	TAPE	GDH02STR04	1571983-3	
1	1.27[.050]	3.66[.144]	2	TAPE	GDH02SON04	1571983-2	
	1.27[.050]	3.66[.144]	2	TAPE	GDH02S04	1571983-1	
	M	L	POLE	SEAL	OLD T&B P/N	PART NUMBER	

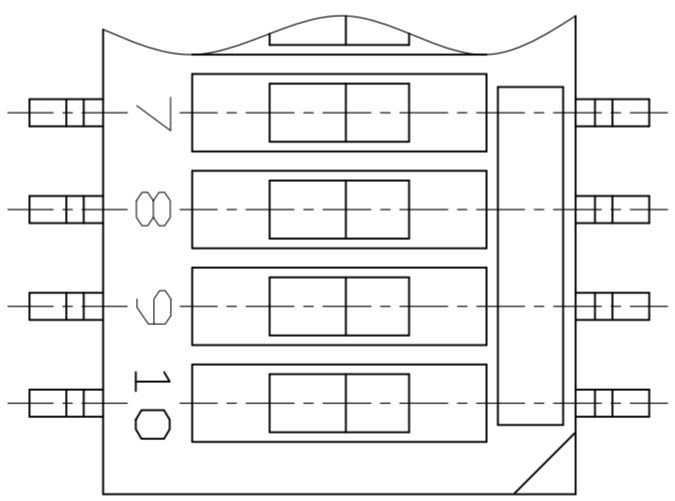
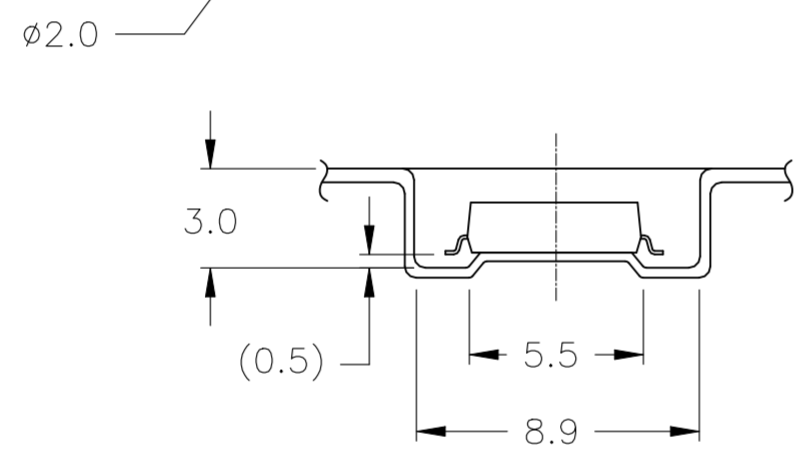
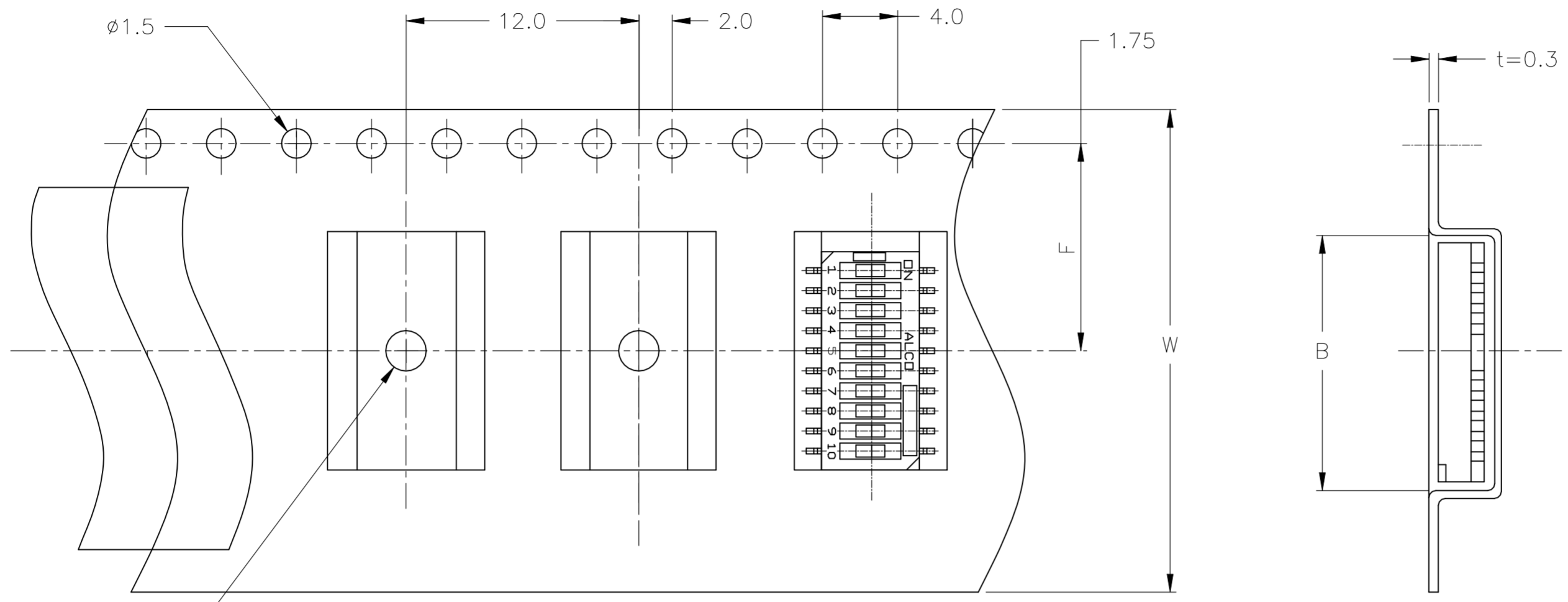


1.27 [0.050] REF TYP  
**P.C.B. PAD LAYOUT**  
 PCB LAYOUT TOLERANCES ±.002  
 ON ALL DIMENSIONS

THIS DRAWING IS A CONTROLLED DOCUMENT.		DWN R BROWN 15MAR05	TE Connectivity	
DIMENSIONS: mm [INCHES]		CHK M SARVER 15MAR05		
TOLERANCES UNLESS OTHERWISE SPECIFIED:		APVD M SARVER 15MAR05	NAME	
0 PLC ± -	1 PLC ± -	PRODUCT SPEC	DIP SWITCH GDH SERIES	
2 PLC ± 0.25 [0.010]	3 PLC ± -	APPLICATION SPEC	SIZE	CAGE CODE
4 PLC ± -	ANGLES ± 1°	WEIGHT	A2	00779
MATERIAL	FINISH	CUSTOMER DRAWING	DRAWING NO	RESTRICTED TO
-	-	SCALE 8:1	C=1571983	1 OF 2
			SHEET	REV C7

THIS DRAWING IS UNPUBLISHED. RELEASED FOR PUBLICATION  
 © COPYRIGHT - By - ALL RIGHTS RESERVED.

REVISIONS					
P	LTR	DESCRIPTION	DATE	DWN	APVD
-	-	SEE SHEET 1	-	-	-



NO. OF POS.	DIMENSION		
	W	F	B
2P			4.45
4P	16.0	7.5	7.0
6P			9.55
8P			12.1
10P	24.0	11.5	14.6

THIS DRAWING IS A CONTROLLED DOCUMENT.		DWN R BROWN 15MAR05	<b>TE</b> TE Connectivity		
DIMENSIONS: mm [INCHES]		CHK M SARVER 15MAR05			
TOLERANCES UNLESS OTHERWISE SPECIFIED:		APVD M SARVER 15MAR05	NAME DIP SWITCH GDH SERIES		
0 PLC ± - 1 PLC ± - 2 PLC ± 0.25 [.010] 3 PLC ± - 4 PLC ± - ANGLES ± 1°		PRODUCT SPEC APPLICATION SPEC	SIZE A2	CAGE CODE 00779	DRAWING NO. C=1571983
MATERIAL -		FINISH -	WEIGHT	RESTRICTED TO -	
CUSTOMER DRAWING			SCALE 8:1	SHEET 2 of 2	REV C7