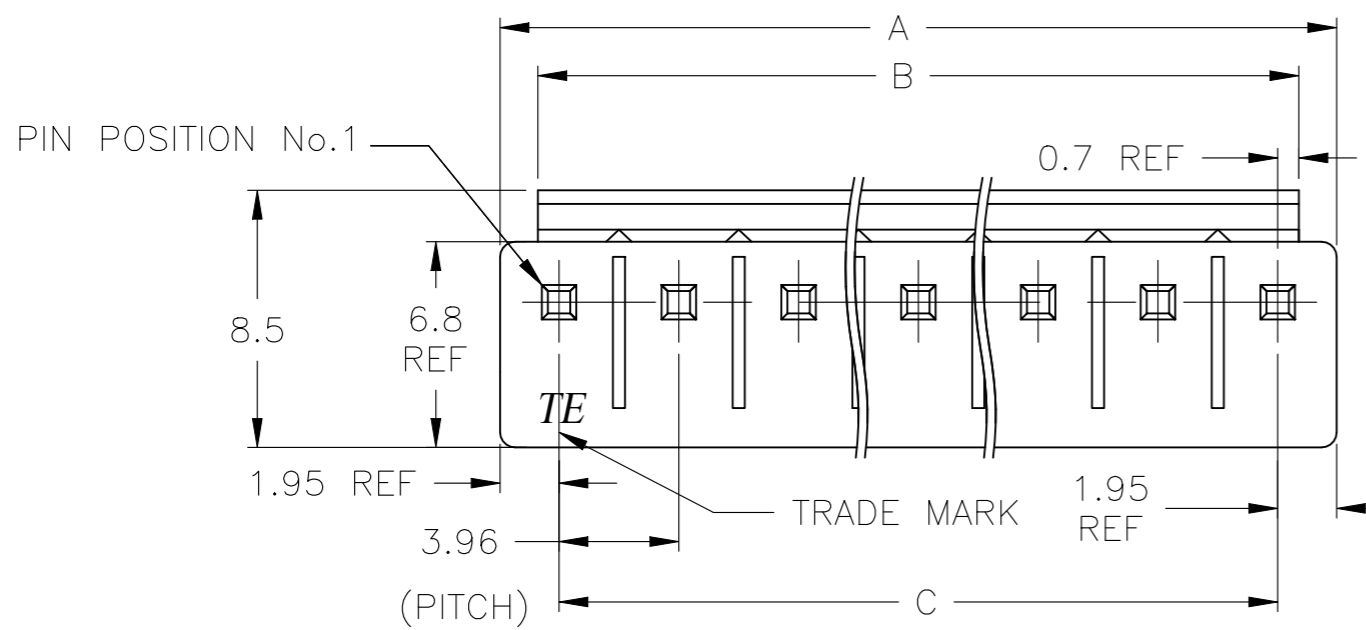


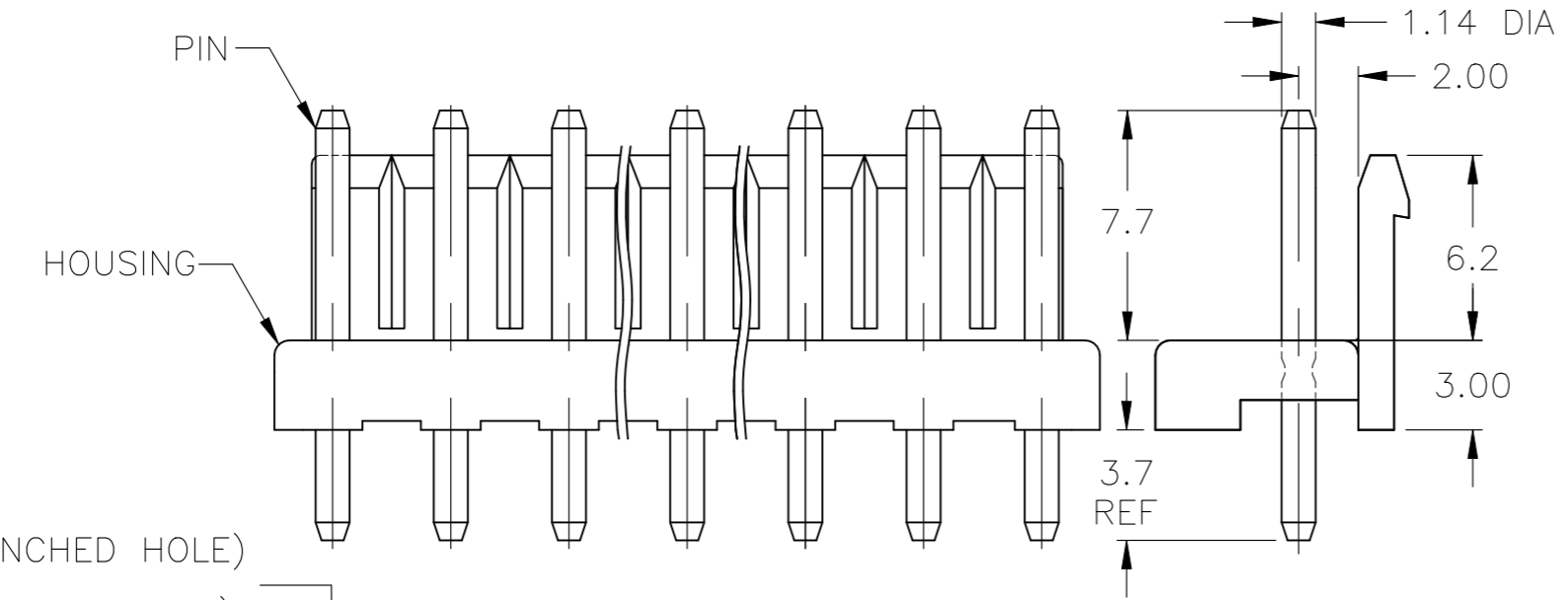
THIS DRAWING IS UNPUBLISHED. RELEASED FOR PUBLICATION
 © COPYRIGHT - By - ALL RIGHTS RESERVED.

LOC	DIST	REVISIONS			
P	LTR	DESCRIPTION	DATE	DWN	APVD
J	-	E2	REVISED PER ECR-22-129998	13APR2022	WH LC

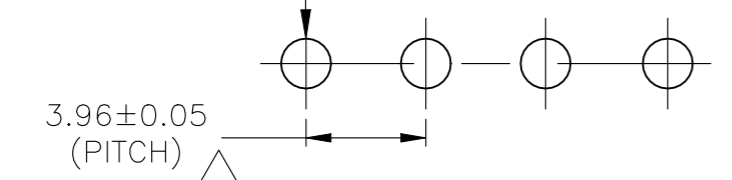


- 1 MATING CONN P/N: □-1123722-□
- △2 APPLICABLE P.C.B LAYOUT: SEE FIG. 1
- 3 APPLICABLE P.C.B THICKNESS: 1.60
- △4 SKETCHES SHOW NO CONTACTS MISSING.

SEE NOTE 5 THRU 9 ON SHEET 2



$\phi 1.60^{+0.1}_{-0.0}$ (PUNCHED HOLE)
 $\phi 1.65^{+0.1}_{-0.0}$ (DRILLED HOLE)



△4

△2 FIG. 1

THIS DRAWING IS A CONTROLLED DOCUMENT.		DWN 12JUN2014 NAGALAKSHMI K	TE Connectivity		
DIMENSIONS: mm		CHK 12JUN2014 SEILHAMER, MALACHI			
TOLERANCES UNLESS OTHERWISE SPECIFIED:		APVD 12JUN2014 SEILHAMER, MALACHI	PRODUCT SPEC 108-5609		
0 PLC ± 0.5		APPLICATION SPEC 114-32134		SIZE A3	RESTRICTED TO -
1 PLC ± 0.5		WEIGHT -		CAGE CODE MS	DRAWING NO C-1717011
2 PLC ± 0.30		CUSTOMER DRAWING			
3 PLC ±		SCALE N/A		SHEET 1 OF 2	REV E2
4 PLC ±					
ANGLES ±					
FINISH -					

THIS DRAWING IS UNPUBLISHED.

RELEASED FOR PUBLICATION

-. - .

LOC

DIST

REVISIONS

© COPYRIGHT - By -

ALL RIGHTS RESERVED.

J

-

P

LTR

DESCRIPTION

DATE

DWN

APVD

- SEE SHEET 1

-

-

-

5 COMPLY WITH GLOW WIRE REQUIREMENTS FOR PARTS OF NON-METALIC MATERIAL SUPPORTING A CURRENT CARRYING CONNECTION DETAILED IN IEC 60335-1 SECTION 30 (GWT [GLOW WIRE TEST]) 750° SPEC.

6 PIN: MATERIAL: BRASS
FINISH: POST TIN

7 HOUSING: PBT, UL94-V0(ONLY NATURAL COLOR)

8 HOUSING: NYLON, UL94-V2(ONLY NATURAL COLOR)

9 O : WITH PIN
X : WITHOUT PIN

NO		1	2	3	4	5	6	7	8	9	10	11	C	B	A	COLOR	POS	PART NUMBER	
NO	7	○	○	×	○	○	-	-	-	-	-	-	-	15.84	17.24	19.74	BLACK	5	8-1717011-4
YES	8	○	○	×	×	○	-	-	-	-	-	-	-	15.84	17.24	19.74	NATURAL	5	8-1717011-3
		○	○	○	○	×	○	-	-	-	-	-	-	19.80	21.20	23.70	NATURAL	6	7-1717011-5
NO	7	○	×	○	○	○	-	-	-	-	-	-	-	15.84	17.24	19.74	YELLOW	5	7-1717011-4
YES	8	○	×	○	○	×	-	-	-	-	-	-	-	11.88	17.24	19.74	NATURAL	5	7-1717011-3
NO	7	○	×	○	○	○	-	-	-	-	-	-	-	19.80	21.20	23.70	BLUE	6	6-1717011-5
		○	×	○	○	○	-	-	-	-	-	-	-	15.84	17.24	19.74	GREEN	5	6-1717011-4
		○	○	○	○	×	○	-	-	-	-	-	-	19.80	21.20	23.70	GREEN	6	5-1717011-5
		○	×	○	○	○	-	-	-	-	-	-	-	15.84	17.24	19.74	BLACK	5	5-1717011-4
		○	○	×	×	○	-	-	-	-	-	-	-	15.84	17.24	19.74	NATURAL	5	5-1717011-3
		○	○	○	○	×	○	-	-	-	-	-	-	19.80	21.20	23.70	BLACK	6	4-1717011-5
		○	×	○	○	○	-	-	-	-	-	-	-	15.84	17.24	19.74	RED	5	4-1717011-4
		○	×	○	○	×	-	-	-	-	-	-	-	11.88	17.24	19.74	NATURAL	5	4-1717011-3
		○	○	○	○	×	○	-	-	-	-	-	-	19.80	21.20	23.70	RED	6	3-1717011-5
		○	○	○	×	○	-	-	-	-	-	-	-	15.84	17.24	19.74	GREEN	5	3-1717011-4
YES	8	○	○	×	○	-	-	-	-	-	-	-	15.84	17.24	19.74	NATURAL	5	3-1717011-1	
NO	7	○	○	○	○	×	○	-	-	-	-	-	-	19.80	21.20	23.70	YELLOW	6	2-1717011-5
		○	○	×	○	○	-	-	-	-	-	-	-	15.84	17.24	19.74	NATURAL	5	2-1717011-4
YES	8	○	○	×	○	○	-	-	-	-	-	-	15.84	17.24	19.74	NATURAL	5	2-1717011-1	
NO	7	○	○	○	○	×	○	-	-	-	-	-	-	19.80	21.20	23.70	NATURAL	6	1-1717011-5
		○	×	○	○	○	-	-	-	-	-	-	-	15.84	17.24	19.74	NATURAL	5	1-1717011-4
YES	8	○	×	○	○	○	-	-	-	-	-	-	15.84	17.24	19.74	NATURAL	5	1-1717011-1	
GWT	5	HOUSING MATERIAL	1	2	3	4	5	6	7	8	9	10	11	C	B	A	COLOR	POS	PART NUMBER

THIS DRAWING IS A CONTROLLED DOCUMENT.

DWN 12JUN2014 NAGALAKSHMI K

CHK 12JUN2014 SEILHAMER, MALACHI

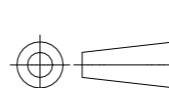
APVD 12JUN2014 SEILHAMER, MALACHI



ECONOMY POWER (EP) CONN HEADER ASSY
3.96MM PITCH SPECIAL

DIMENSIONS:

mm



TOLERANCES UNLESS OTHERWISE SPECIFIED:

0 PLC ± 0.5
 1 PLC ± 0.5
 2 PLC ± 0.30
 3 PLC ±
 4 PLC ±
 ANGLES ±
 FINISH -

MATERIAL

-

PRODUCT SPEC 108-5609

APPLICATION SPEC 114-32134

WEIGHT -

NAME
 SIZE A3 CAGE CODE MS DRAWING NO C-1717011 RESTRICTED TO -

CUSTOMER DRAWING

SCALE N/A

SHEET 2 OF 2

REV E2