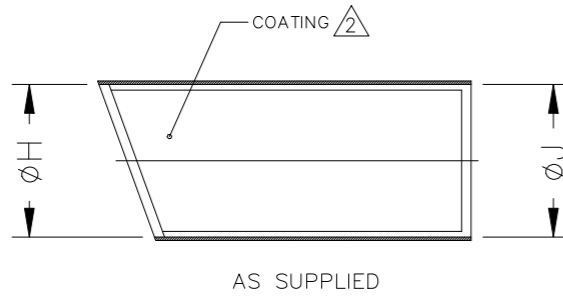


P	LTR	DESCRIPTION	DATE	DWN	APVD
	W2	REVISED AS PER ECO-21-007113	30JUN2021	MG	MT



COMPATIBILITY CHART

MATERIAL DASH NO.	MATERIAL DESCRIPTION	RT SPEC	COATING SLASH NO.	COATING S NO.
-3	Polyolefin, Semi-rigid	RT-301	/42;/86;/180	S1017;S1048;S1030
-4	Polyolefin, Flexible	RT-1304	/42;/86;/180	S1017;S1048;S1030
-12	Fluoroelastomer, Flexible	RT-1312	N/A	N/A
-25	Elastomer, Fluid Resistant	RW-2070	/42;/86;/225	S1017;S1048;S1206
-100	Polyolefin, Semi-flexible Zerohal	RW-2082	/86;/180	S1048;S1030

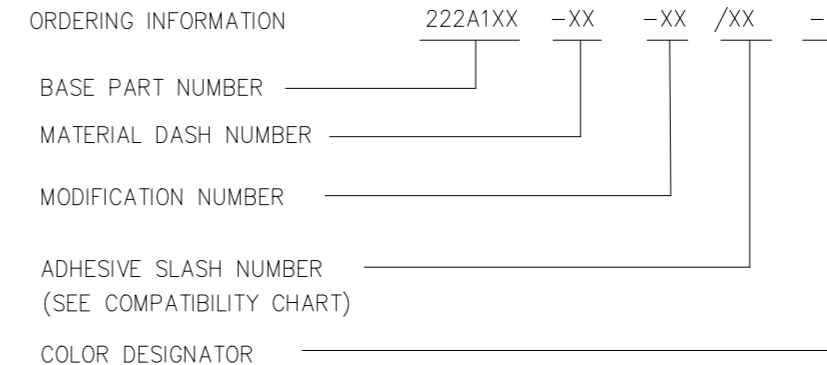
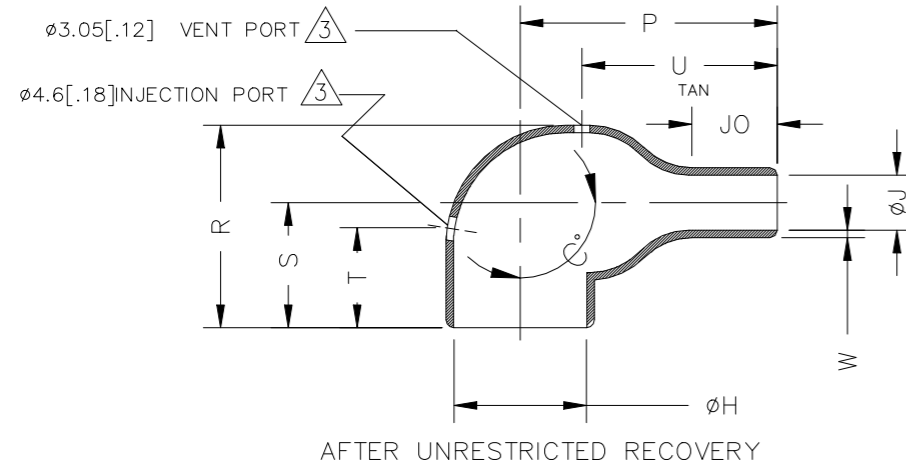


TABLE OF DIMENSIONS

PART DESCRIPTION	H		J			P	R	S	T	U	JO	W	C*		WEIGHT -25 REF lb/[gms]	WEIGHT -3, -4, -100 REF lb/[gms]
	MIN -3,-4,-12,-25,-100 a	MAX b	MIN -3,-4,-25 a	MIN -12 -100 a	MAX b	±10% b	±10% b	±10% b	±10% b	±10% b	±10% b	±20% b	±10% a	±5% b	b	b
222A111	17.8 [.70]	7.9 [.31]	17.8 [.70]	9.9 [.39]	3.8 [.15]	17.3 [.68]	20.1 [.79]	15.5 [.61]	N/A	11.4 [.45]	4.3 [.17]	1.02 [.04]	180	90	0.99 [0.0022]	0.91 [.002]
222A121	24.9 [.98]	10.2 [.40]	24.9 [.98]	18.0 [.71]	5.3 [.21]	21.3 [.84]	22.6 [.89]	16.5 [.65]	N/A	14.7 [.58]	5.8 [.23]	1.3 [.05]	180	90	2.03 [0.0045]	1.36 [.003]
222A132	30.0 [1.18]	14.2 [.56]	30.0 [1.18]	20.6 [.81]	6.4 [.25]	26.9 [1.06]	26.7 [1.05]	18.5 [.73]	19.1 [.75]	17.8 [.70]	7.1 [.28]	1.5 [.06]	180	90	3.3 [0.0073]	2.72 [.006]
222A142	32.5 [1.28]	17.3 [.68]	32.5 [1.28]	22.9 [.90]	6.9 [.27]	36.6 [1.44]	30.5 [1.20]	20.6 [.81]	19.1 [.75]	24.9 [.98]	10.2 [.40]	1.8 [.07]	180	90	5.54 [0.0122]	6.35 [.014]
222A152	36.1 [1.42]	21.8 [.86]	36.1 [1.42]	26.4 [1.04]	8.4 [.33]	43.7 [1.72]	35.1 [1.38]	22.9 [.90]	19.1 [.75]	30.0 [1.18]	12.7 [.50]	1.8 [.07]	180	90	7.69 [0.0170]	8.62 [.019]
222A163	43.9 [1.73]	27.4 [1.08]	43.9 [1.73]	27.4 [1.08]	9.4 [.37]	53.6 [2.11]	43.9 [1.73]	29.2 [1.15]	19.1 [.75]	34.0 [1.34]	17.3 [.68]	2.0 [.08]	180	90	12.55 [0.0277]	13.15 [.029]
222A174	53.1 [2.09]	33.8 [1.33]	53.1 [2.09]	46.7 [1.84]	15.0 [.59]	75.7 [2.98]	52.8 [2.08]	34.0 [1.34]	25.4 [1.00]	53.3 [2.10]	32.0 [1.26]	3.3 [.13]	180	90	32.16 [0.0709]	34.93 [.077]
222A185	67.6 [2.66]	44.2 [1.74]	67.6 [2.66]	54.4 [2.14]	20.3 [.80]	97.5 [3.84]	66.0 [2.60]	42.2 [1.66]	25.4 [1.00]	71.1 [2.80]	40.6 [1.60]	3.8 [.15]	180	90	63.74 [0.1405]	64.86 [.143]
222A196	87.6 [3.45]	55.4 [2.18]	87.6 [3.45]	63.0 [2.48]	23.4 [.92]	128.0 [5.04]	79.2 [3.12]	49.0 [1.93]	25.4 [1.00]	87.6 [3.45]	56.4 [2.22]	4.6 [.18]	180	90	123.55 [0.2724]	140.6 [.310]

NOTES:

- DIMENSIONS APPEARING IN TABLE ARE AS FOLLOWS:  
 a AS SUPPLIED  
 b AFTER UNRESTRICTED RECOVERY
  - COATING (ADHESIVE) IS OPTIONAL. AS SUPPLIED DIMENSIONS APPEARING IN TABLE ARE FOR UNCOATED PARTS. WHEN COATING IS ADDED, ENTRY DIAMETERS WILL BE REDUCED BY 1.5mm[.06] MAX.
  - MOLDING PORTS ARE OPTIONAL. WHEN -00 MODIFICATION NUMBER IS SPECIFIED MOLDING PORTS WILL BE LOCATED AS SHOWN.
- ON SIZES 222A111 AND 222A121 THE 4.6mm[.18] INCH DIAMETER MOLDING PORT AT "T" WILL BE ELIMINATED. THE 3.05mm[.12] DIA MOLDING PORT WILL BE ENLARGED TO 4.6mm[.18] INCHES

THIS DRAWING IS A CONTROLLED DOCUMENT.		DWN M.GOWDA 30JUN2021	TE Connectivity	
		CHK J.CHOW 30JUN2021		
DIMENSIONS: mm [INCHES]		APVD M TAYLOR 30JUN2021	NAME	
		PRODUCT SPEC	BOOT, 90 DEGREE THIN WALL	
TOLERANCES UNLESS OTHERWISE SPECIFIED:		APPLICATION SPEC	-	
0 PLC ± -		SIZE	CAGE CODE	DRAWING NO
1 PLC ± 0.5[.1]		WEIGHT		RESTRICTED TO
2 PLC ± 0.25[.01]		0	A3 00779	—
3 PLC ± 0.13[.005]		CUSTOMER DRAWING		
4 PLC ± -		SCALE DNS SHEET 1 OF 1 REV W2		
ANGLES ± 1°				
FINISH				