REVISIONS ÄNDERUNGEN					
P	LTR	DESCRIPTION BESCHREIBUNG	DATE	DWN	APVD
	A	INITIAL RELEASE	24NOV2022	S.D	W.Z
	A1	RIVISE	12JAN2023	S.D	W.Z
	A2	ECR-24-211381	03JUL2024	SDT	W.Z

NOTES (A2)

1. CONTACT BODY
2. SPRING
3. FOR WIRE SEE SPEC. 114-18912
4. Ag- SLIVER PLATED MIN. 2um OVER Ni (ONLY CONTACT AREA TAB)
   Au- GOLD PALTED MIN. 2um OVER Ni (ONLY CONTACT AREA TAB)
   Ag+ -SLIVER PLATED 2 TO 5 um OVER Sn (ONLY CONTACT AREA TAB)
5. STAMPED INDICATOR FOR PLATING
   -Ag SILVER PLATING
   -Au GOLD PLATING
   -Ag+ SLIVER PLATING
6. TE LOGO. REVISON STATUS.DATE CIDE

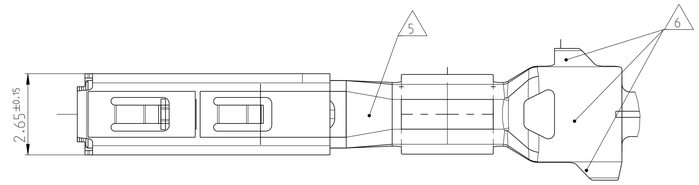

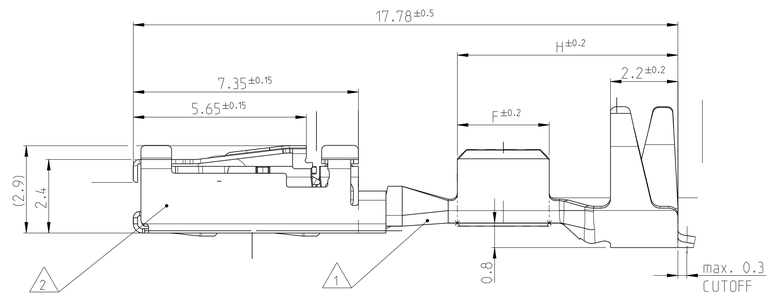

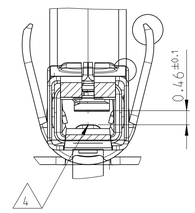

WIRE CRIMP	SINGLE WIRE CRIMP
A-A	B-B

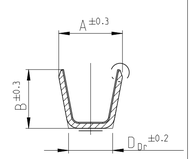

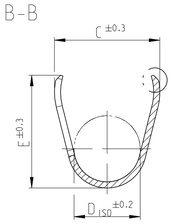

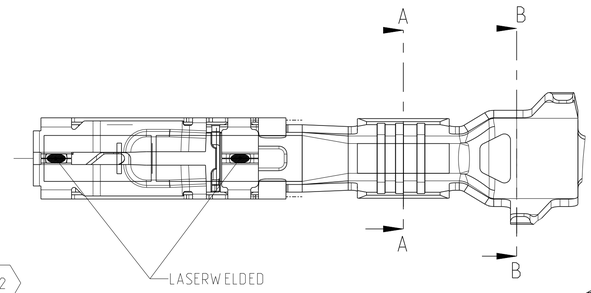

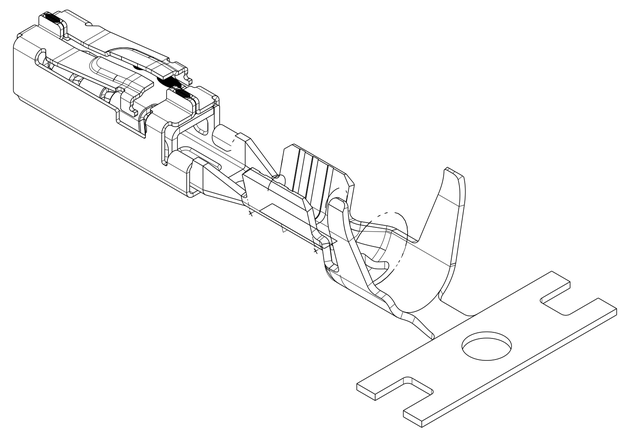

VERSION	TE ORDER NO. REELED FORM	BODY	SPRING	SPRING	CONTACT AREA TAB	WIRE RANGE [mm²]	A	B	D_{Dr}	C	E	D_{ISO}	F	-	H	-	-	Ø xxx [mm] / SINGLE WIRE SEAL FOR CAVITY DIAMETER TE NO.	BLINDPLUG ORDER NO.	PRODUCT SPECIFICATION
		MATERIAL		SURFACE Oberflaeche (4)		(3)	WIRE CRIMP			ISOLATION CRIMP			REELED FROM							
SINGLE WIRE SEALING SYSTEM	2438924-3	CuNiSi	X10CrNi18-8	-	Ag	0.35	2.0	1.8	1.2	4.3	4.6	2.7	2.5	-	6.7	-	-	2297816-1 (Ø3.9)	967056-1	108-94432
	~~TBD-2~~				Au													967067-2 (Ø4.1)		108-94671
	~~TBD-3~~				Ag+													2297816-2 (Ø3.9) 2300384-1 (Ø4.1)		108-94670
	2437422-3	CuNiSi	X10CrNi18-8	-	Ag	0.5	2.2	2.1	1.4	4.3	4.6	2.7	3.0	-	7.2	-	-	2297817-1 (Ø3.9) 967067-1 (Ø4.1)		108-94432
	~~TBD-3~~				Ag+													2297817-2 (Ø3.9)		108-94670
	-				-															-
	2437420-3	CuNiSi	X10CrNi18-8	-	Ag	0.75	2.6	2.4	1.8	4.3	4.6	2.7	3.0	-	7.2	-	-	2297818-1 (Ø3.9) 967067-1 (Ø4.1)		108-94432
	~~TBD-3~~				Ag+													2297818-2 (Ø3.9)		108-94670
	-				-															-
	2437420-3	CuNiSi	X10CrNi18-8	-	Ag	1.0	2.6	2.4	1.8	4.3	4.6	2.7	3.0	-	7.2	-	-	2297819-1 (Ø3.9) 967067-1 (Ø4.1)		108-94432
	~~TBD-3~~				Ag+													2297819-2 (Ø3.9)		108-94670
	-				-															-

(A2)

THIS DRAWING IS A CONTROLLED DOCUMENT.

DIMENSIONS: MASSEINHEITEN: mm

TOLERANCES UNLESS OTHERWISE SPECIFIED: ALLGEMEINTOLERANZEN
0 PLC ± 0.3
1 PLC ± 0.2
2 PLC ± 0.2
3 PLC ± -
4 PLC ± -
ANGLES/WINKEL ± 2°

MATERIAL SEE TABLE

FINISH/OBERFLACHE/FARBE SEE TABLE

TOLERANCING ISO 8015 TOLERIERUNG ISO 8015

DWN	S.DU	24NOV2022
CHK	J.GU	24NOV2022
APVD	W.ZHANG	24NOV2022

PRODUCT SPEC PRODUKTSPEZ. SEE TABLE

APPLICATION SPEC VERARBEITUNGSSPEZ. (3)

WEIGHT GEWICHT

TE Connectivity

NAME HPF 1.2 SENSOR CONTACT PRODUCT GROUP DRAWING

SIZE	CAGE CODE	DRAWING NO ZEICHNUNGS-NR.	RESTRICTED TO NUR FUER
A1	00779	C-2437420	-

CUSTOMER DRAWING /KUNDENZEICHNUNG | SCALE MASSSTAB 10:1 | SHEET BLATT 1 OF VON 1 | REV A2

4805 (3/13)