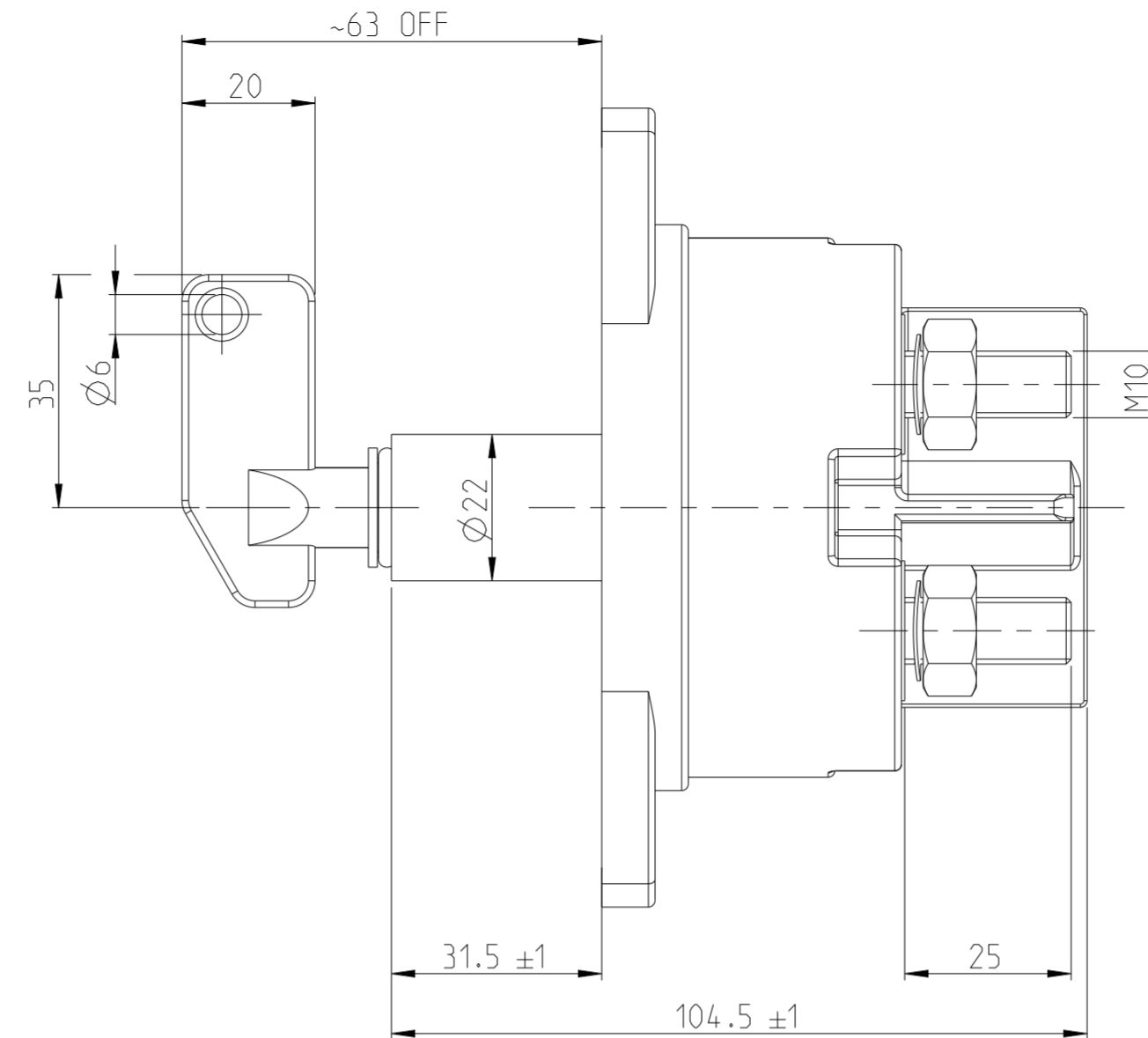
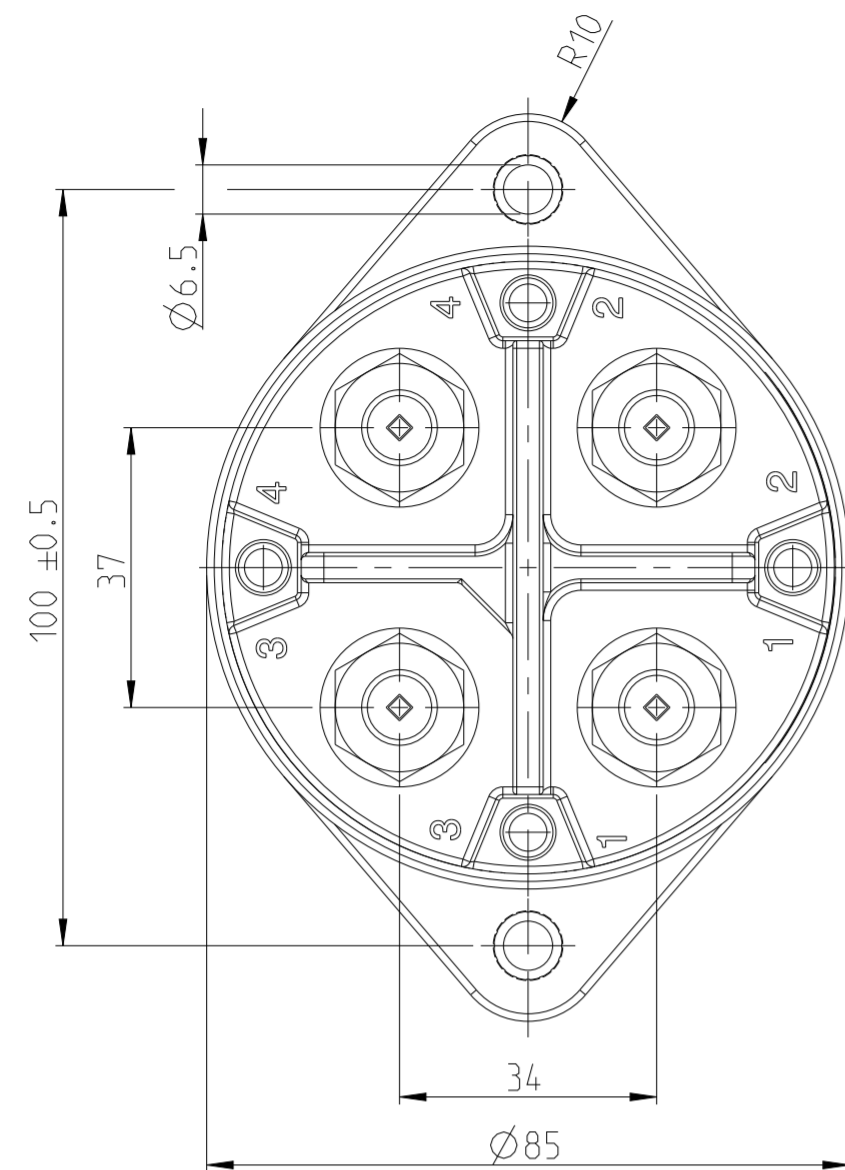


REVISIONS						
P	LTR	DESCRIPTION	DATE	DWN	APVD	
	A	ECN-23-207299	TE STANDARD	10APR2023	LG	AM



NOTES
Bemerkungen

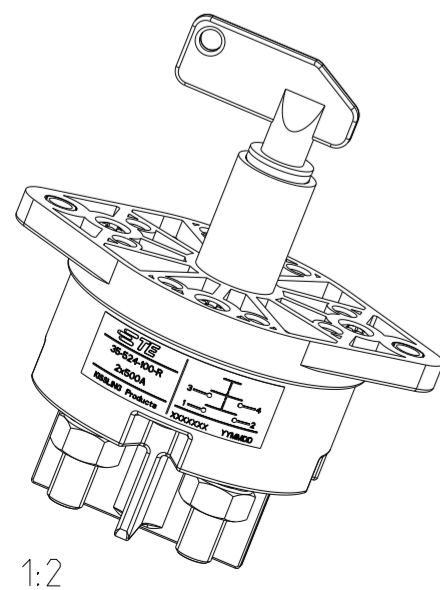
- 1 TE-CONNECTIVITY ORDER-NUMBER
TE-Connectivity Bestellnummer
- 2 DO NOT SWITCH UNDER LOAD!
Nicht unter Last schalten!

Technische Daten

Werkstoff: Haube Vyncolit schwarz
 Befestigungssockel PA GF schwarz
 Schalthebel PA GF rot
 Min. Isolationswiderstand 100 MOHM
 Hochspannungsfestigkeit 1050V - 1 min.
 Max. Kontaktspannungsabfall bei Nennlast.. 150 mV
 Betriebsspannung bis 32 VDC
 Dauerstrom 2x500 A
 Ueberlast 2x2000A - 1,5 min.
 2x2500A - 10 sec.
 Schutzart IP 67 / IEC 529
 Vibraton 10 G / 18-500 Hz
 Schock 50G / 11 ms
 Dauerschock - 6000 Zyklen 40G / 6 ms
 Umgebungstemperatur -40 °C bis +85 °C
 Anschlussquerschnitt bei Nennlast je min. 250 mm²
 Einbaulage beliebig
 Schalthebel abziehbar
 Max. Anzugsmoment (Hauptkontakte) 15 - 20 Nm

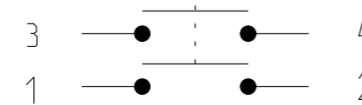
TECHNICAL DATA

CASE MATERIAL: COVER VYNCOLIT BLACK
 BASE PLATE PA GF BLACK
 SWITCH LEVER PA GF RED
 MIN INSULATION RESISTANCE 100 MOHM
 DIELECTRIC WITHSTANDING RESISTANCE .. 1050V - 1 min.
 MAX. CONTACT VOLTAGE DROP 150 mV
 VOLTAGE UP TO 32 VDC
 CONTINUOUS RATING 2x500 A
 OVERLOAD 2x2000A - 1,5 min.
 2x2500A - 10 sec.
 SEALING IP 67 / IEC 529
 VIBRATION 10 G / 18-500 Hz
 SHOCK 50G / 11 ms
 CONTINUOUS SHOCK - 6000 CYCLES 40G / 6 ms
 TEMPERATURE RANGE -40 °C TO +85 °C
 WIRE SECTION (AT NOMINAL LOAD) MIN. 250 MM² EACH
 MOUNTING POSITION OPTIONAL
 KEY REMOVEABLE
 MAX TORQUE (MAIN CONTACTS) 15 - 20 Nm



1:2

CIRCUIT
Schaltbild



THIS DRAWING IS A CONTROLLED DOCUMENT.

DIMENSIONS: mm	TOLERANCES UNLESS OTHERWISE SPECIFIED: DIN ISO 2768 cL
	0 PLC ±
	1 PLC ±
	2 PLC ±
	3 PLC ±
	4 PLC ±
ANGLES	±
FINISH	-
MATERIAL	-

DWN	14 APR 2008
CHK	14 APR 2008
APVD	24 APR 2008
PRODUCT SPEC	
APPLICATION SPEC	
WEIGHT	-
CUSTOMER DRAWING	

K11271187	1	A	BATTERY DISCONNECTER SWITCH 2x500A Batterietrennschalter 2x500A	642	1
TE ORDER-NO.	REV.		DESCRIPTION	WEIGHT (g)	ITEM NO.
TE Connectivity			NAME BATTERY DISCONNECTER SWITCH 2x500A Batterietrennschalter 2x500A		
			SIZE	CAGE CODE	DRAWING NO.
A2			00779	C-35-521-100-R	-
SCALE			1:1	SHEET	1 OF 1
REV			A		