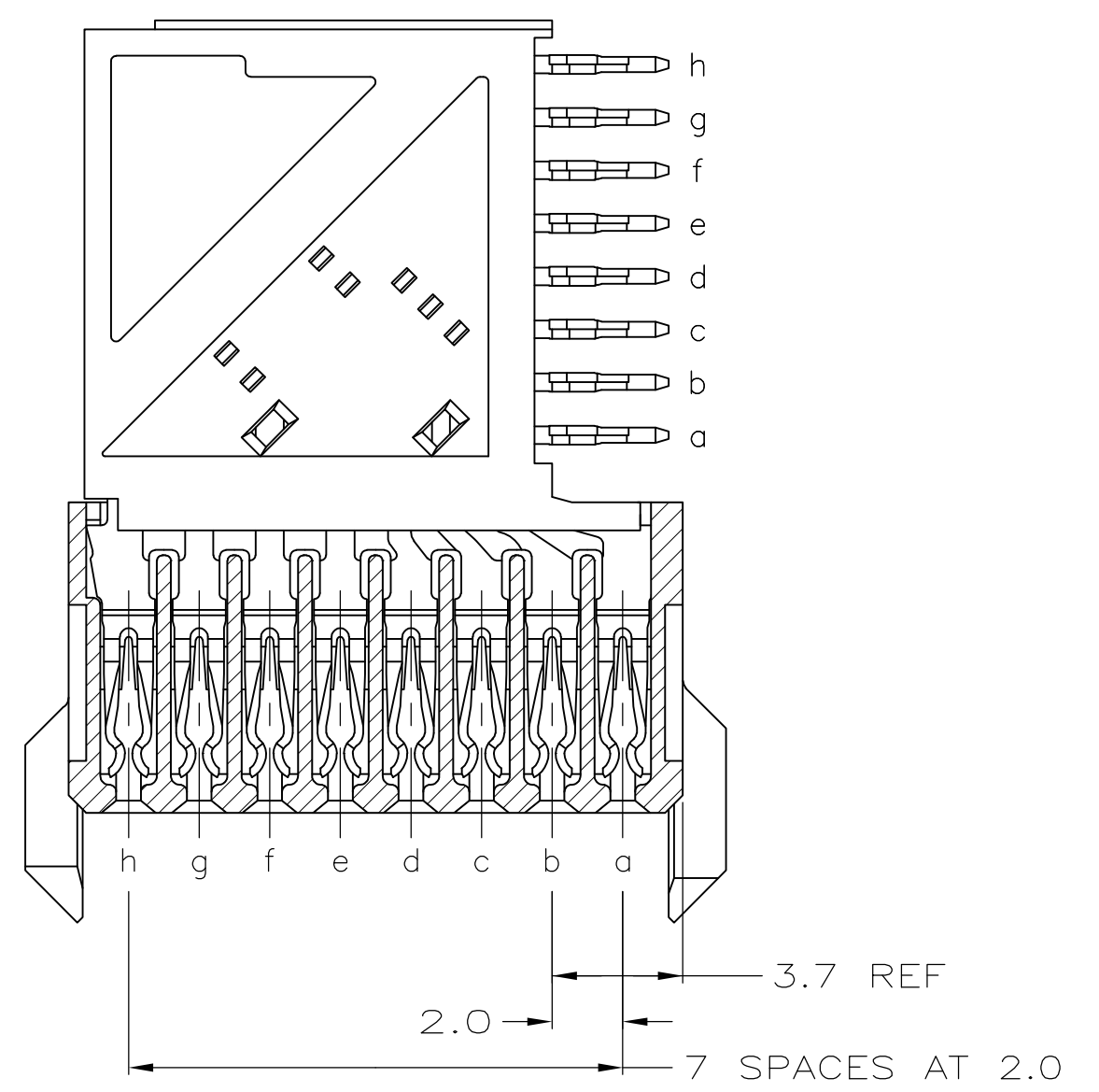
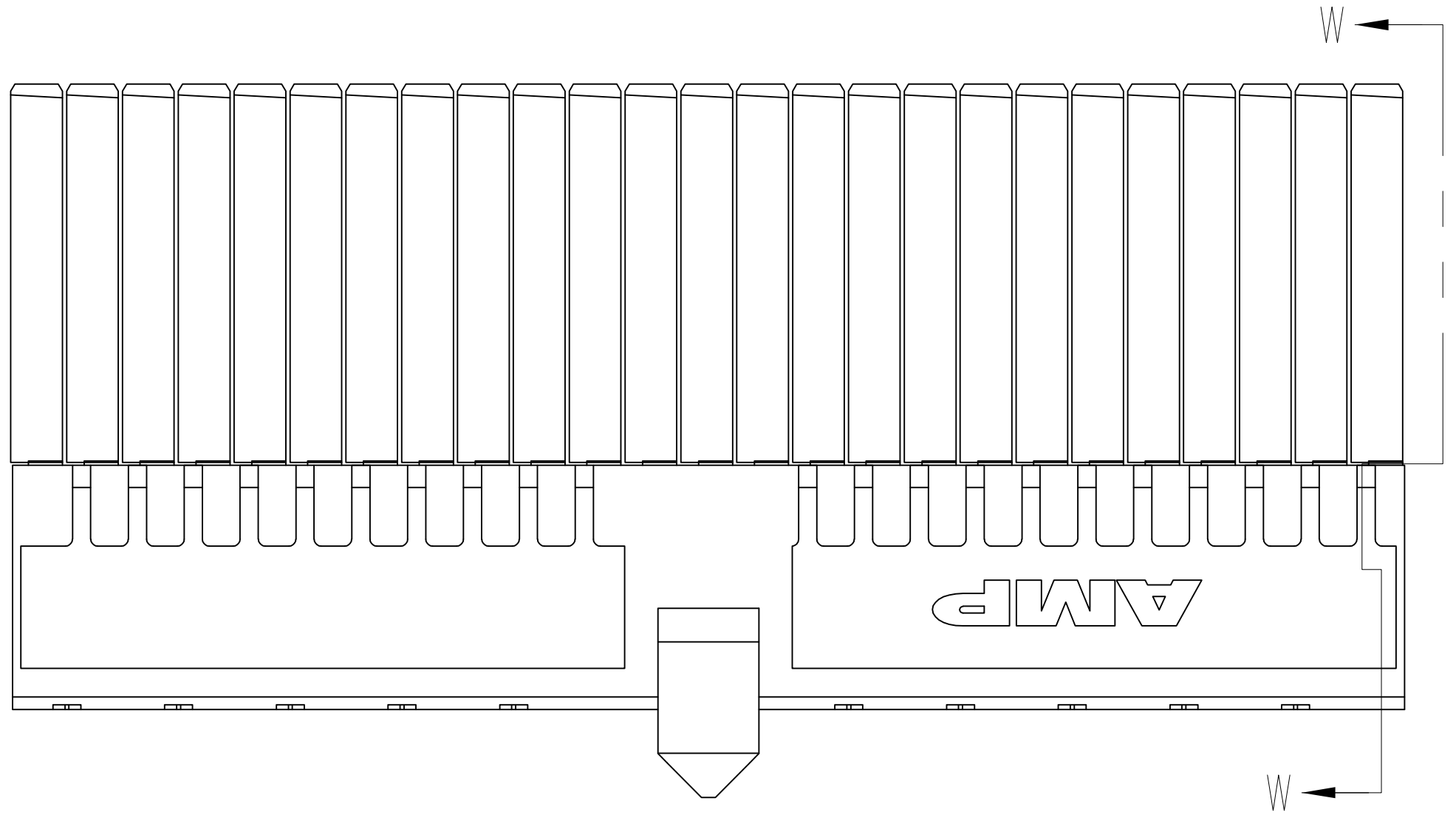
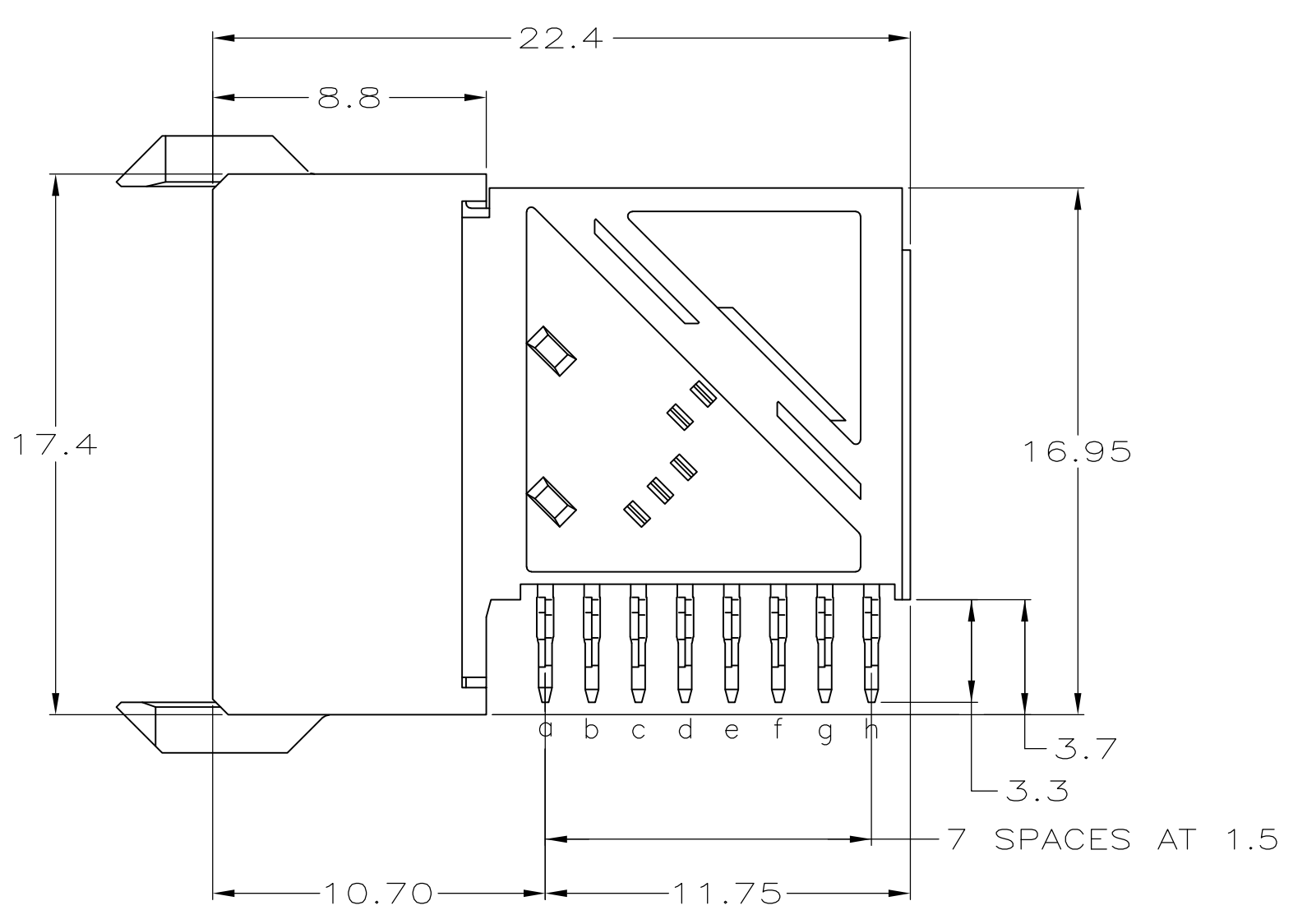
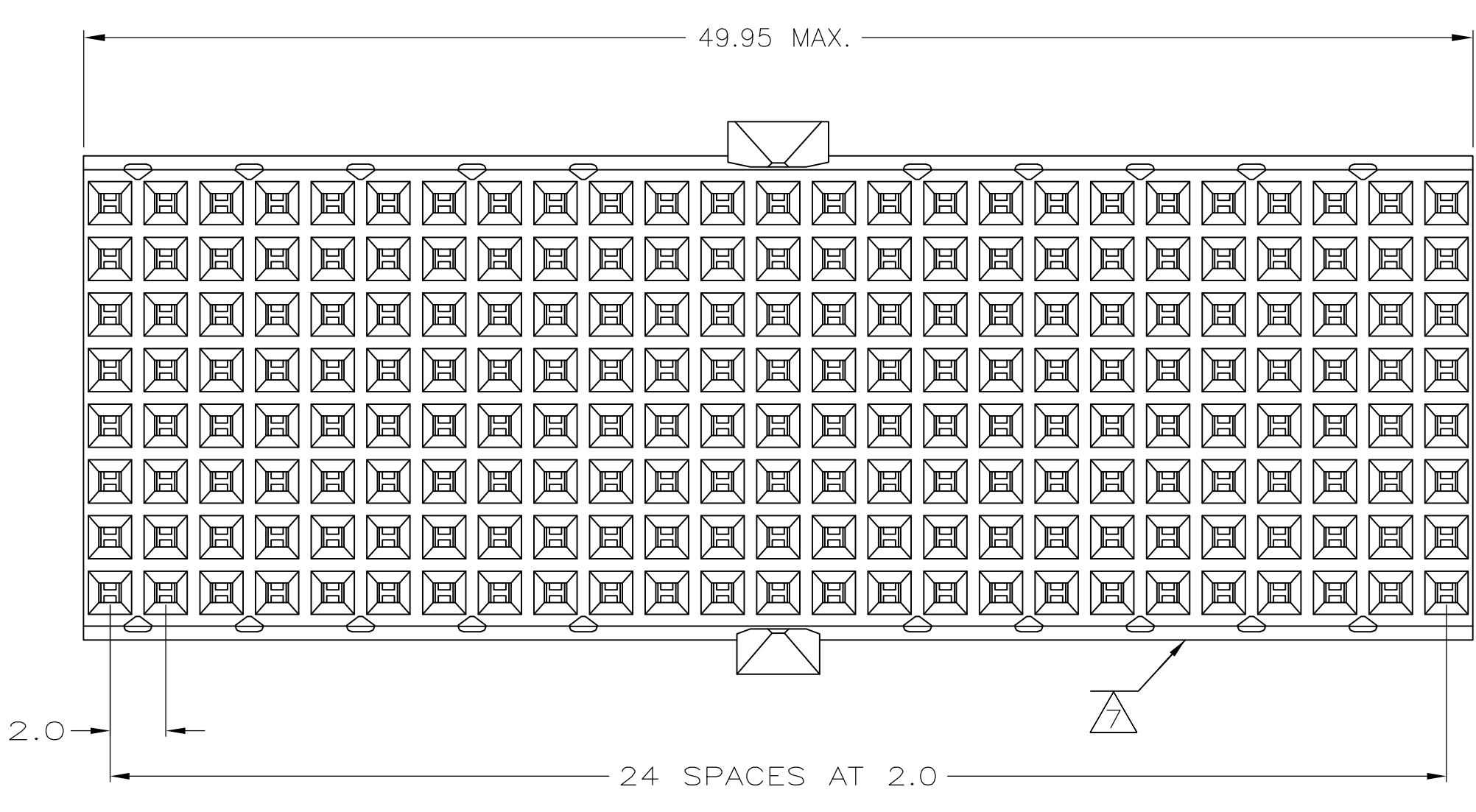


LOC		DIST		REVISIONS			
P	LTR	DESCRIPTION	DATE	DMN	APVD	SY	MOJ
C		REV PER ECR-11-003871	22FEB11	RC	CW		
D		ECO-11-024491	13DEC11	SY	MOJ		



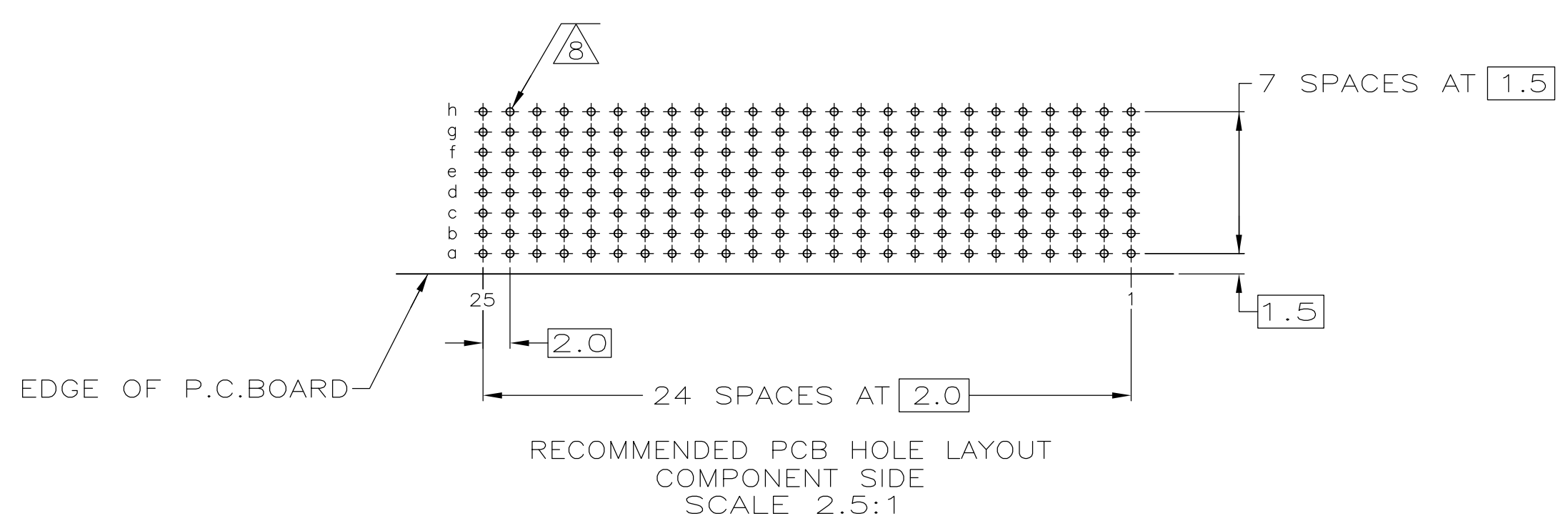
SECTION W-W



- 1 MATERIAL:
CONTACT: PHOSPHOR BRONZE.
HOUSING: GLASS-FILLED POLYESTER.
- 2 GENERAL PLATING SPECIFICATION: UNDERPLATING
(ENTIRE CONTACT): 1.27µm MIN NICKEL AND ACTION
PIN: 0.5µm MIN TIN.
FOR PLATING OF MATING SURFACES SEE APPLICABLE
SPECIFICATION REFERENCE FOR EACH DASH NUMBER.
- 3 CONFORMS TO ALL TESTING ACCORDING TO IEC 61076-4-101
PERFORMANCE LEVEL 2.
- 4 CONFORMS TO ALL TESTING ACCORDING TO IEC 61076-4-101
PERFORMANCE LEVEL 1.
- 5 CONNECTOR TESTED AND QUALIFIED AGAINST TELCORDIA GR-1217-CORE QUALITY LEVEL 3,
CENTRAL OFFICE APPLICATIONS.
- 6 CONNECTOR TESTED AND QUALIFIED AGAINST TELCORDIA GR-1217-CORE QUALITY LEVEL 3,
UNCONTROLLED ENVIROMENT APPLICATIONS.
- 7 CONNECTOR MARKED WITH PART NUMBER AND DATE CODE.
ADDITIONAL CHARACTERS OR MARKINGS, AS WELL AS THE LOCATION OF THE MARKINGS,
MAY BE ADDED FOR TRACEABILITY BASED UPON MANUFACTURERS DISCRETION.
- 8 PLATED-THROUGH HOLES AT 2 x 1.5mm GRID. 200 TOTAL HOLES
- 9 CONNECTOR LUBRICATED WITH BELCORE APPROVED LUBRICANT,
TECHNICAL REFERENCE: TR-NWT-001217 ISSUE 1, SEP 1992.
- 10 OBSOLETE PARTS: OBSOLETE CIS STREAMLINING PER D.RENAUD/D.SINISI
- 11 0.76µm MIN GOLD PLATING ON MATING SURFACES

PLATED THRU HOLES PARAMETERS
REFERENCE APPLICATION SPECIFICATION

FINISH	PART NUMBER
2 3 11	3-5646728-0
2 6 9	1-5646728-9
2 5 9	5646728-9
2 4	5646728-4
2 3	5646728-1



THIS DRAWING IS A CONTROLLED DOCUMENT.

DIMENSIONS: mm	TOLERANCES UNLESS OTHERWISE SPECIFIED:	DIN B CARBO 04AUG05	APVD G SKIPPER 04AUG05	Tyco Electronics Corporation Harrisburg, PA 17105-3608
0-PLC ±	1-PLC ±0.1	108-1622	114-19029	RECEPTACLE ASSEMBLY, Z-PACK 2mm HM, TYPE D/E
2-PLC ±0.05 ±0.2	3-PLC ±	114-19029	100779	5646728
4-PLC ±	ANGLES ±	WEIGHT	SCALE 5:1	SHEET 1 OF 1
MATERIAL 1	FINISH SEE TABLE	CUSTOMER DRAWING	REV D	