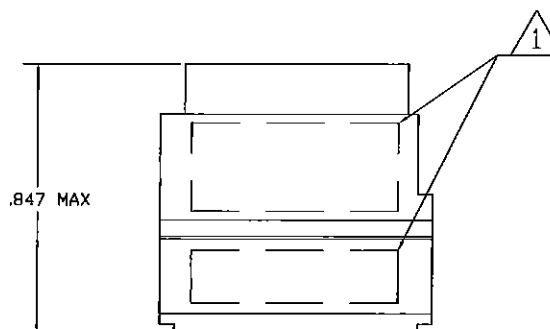
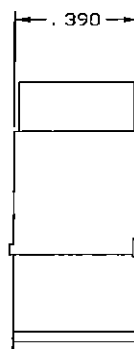
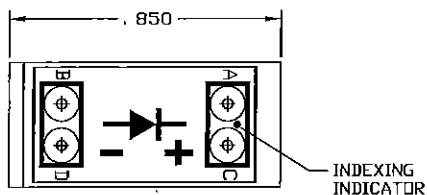





DESCRIPTION	MATERIAL	FINISH
DIODE	JANTX1N5618	NONE
MODULE ASSEMBLY	D.A.P. PER MIL-M14	COLOR GREEN
SOCKET CONTACT	BeCU PER ASTM-B-194	GOLD PLATE PER ASTM-B-488
RETAINING CLIP	BeCU PER ASTM-B-194 OR STAINLESS STEEL PER QQ-S-766	NONE
GROMMET	FLUOROSILICONE 70/30	NONE

REVISIONS				
P	LT#	DESCRIPTION	DATE	BY
A		RELEASED	1-16-10	CT HA




 MARK MODULE ASSEMBLY WITH GAGE CODE "00779", "AMP",
 TE PART NO. AND DATE CODE .060 MINIMUM CHARACTERS
 IN APPROX AREA SHOWN.

591824-1
PART NUMBER

THIS DRAWING IS A CONTROLLED DOCUMENT.		SWN C. THOMAS 1-16-10 CHK H. AGANZA 1-16-10 DATE H. AGANZA 1-16-10	 TE Connectivity
DIMENSIONS INCHES 	TOLERANCES UNLESS OTHERWISE SPECIFIED 0 P.L.C. ± . 1 P.L.C. ± . 2 P.L.C. ± . 3 P.L.C. ± .005 4 P.L.C. ± . 5 P.L.C. ± .	PRODUCT SPEC APPLICATION SPEC WEIGHT 0.000000 CUSTOMER DRAWING	REMOVABLE MODULE BLOCK W/ DIODE, SIZE 20, TJ SIZE PAGE CODE DRAWING NO A200779C-591824 RESTRICTED TO
SEE TABLE	SEE TABLE	SCALE 4:1	SHEET 1 OF 1 REV A