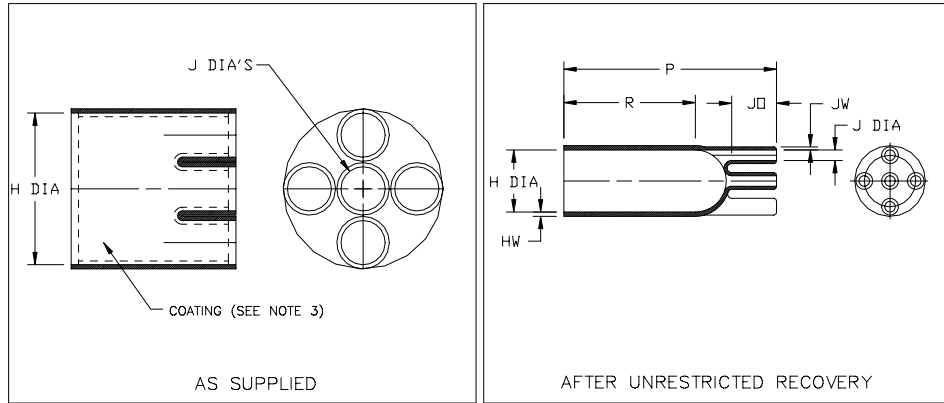


Molded Parts Specification Control Drawing

Part Number : 602A114-X-08
Description : Boot Straight 5 Entry

NOTES

- All dimensions are in $\frac{\text{inches}}{\text{[millimeters]}}$
- Dimensions appearing in table are as follows:
 - a - As Supplied
 - b - After Unrestricted Recovery
- Coating is optional. As supplied dimensions appearing in table are for uncoated parts. When coating is added, entry diameters will be reduced by .06 max.



PART NUMBER	H		J		P	R	JO	HW	JW
	Min	Max	Min	Max	±10%	±10%	±10%	±20%	±20%
	a	b	a	b	b	b	b	b	b
602A114-X-08	2.75 [69,8]	1.00 [25,4]	.85 [21,6]	.17 [4,3]	3.43 [87,1]	2.12 [53,8]	.88 [22,3]	.07 [1,8]	.05 [1,3]

If this document is printed it becomes uncontrolled.
Check for the latest revision.



TYCO ELECTRONICS
300 CONSTITUTION DRIVE
MENLO PARK, CALIFORNIA 94025

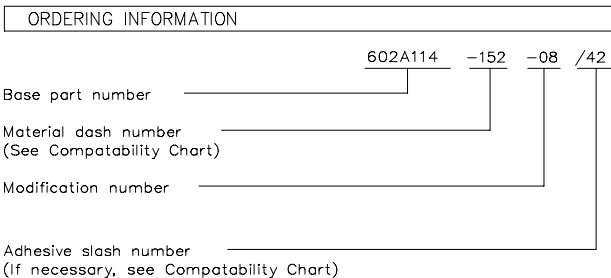
Revision : B
Date : 7/18/03

Part Number : 602A114-X-08
Description : Boot Straight 5 Entry

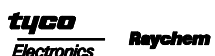
Molded Parts Specification Control Drawing

Part Number : 602A114-X-08
Description : Boot Straight 5 Entry

MATERIAL DASH NO.	MATERIAL DESCRIPTION	Mil Spec.	COATING SLASH NO.	COATING S NO.	COATING DESCRIPTION
-152	Polyolefin, Flexible	MIL-I-81765/1A	/42	S-1017	Adhesive



THIS DRAWING IS SUBJECT TO CHANGE WITHOUT NOTICE; CONSULT YOUR
NEAREST FIELD REPRESENTATIVE FOR CURRENT REVISION



TYCO ELECTRONICS
300 CONSTITUTION DRIVE
MENLO PARK, CALIFORNIA 94025

Revision : B
Date : 7/18/03

Part Number : 602A114-X-08
Description : Boot Straight 5 Entry