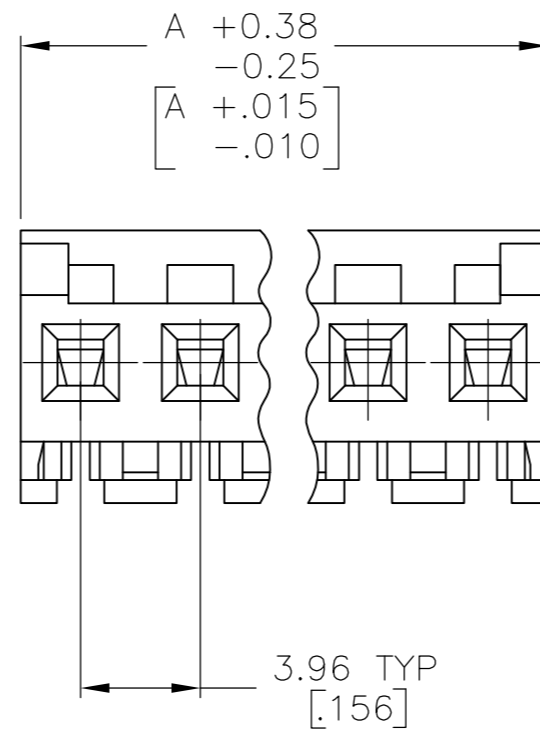
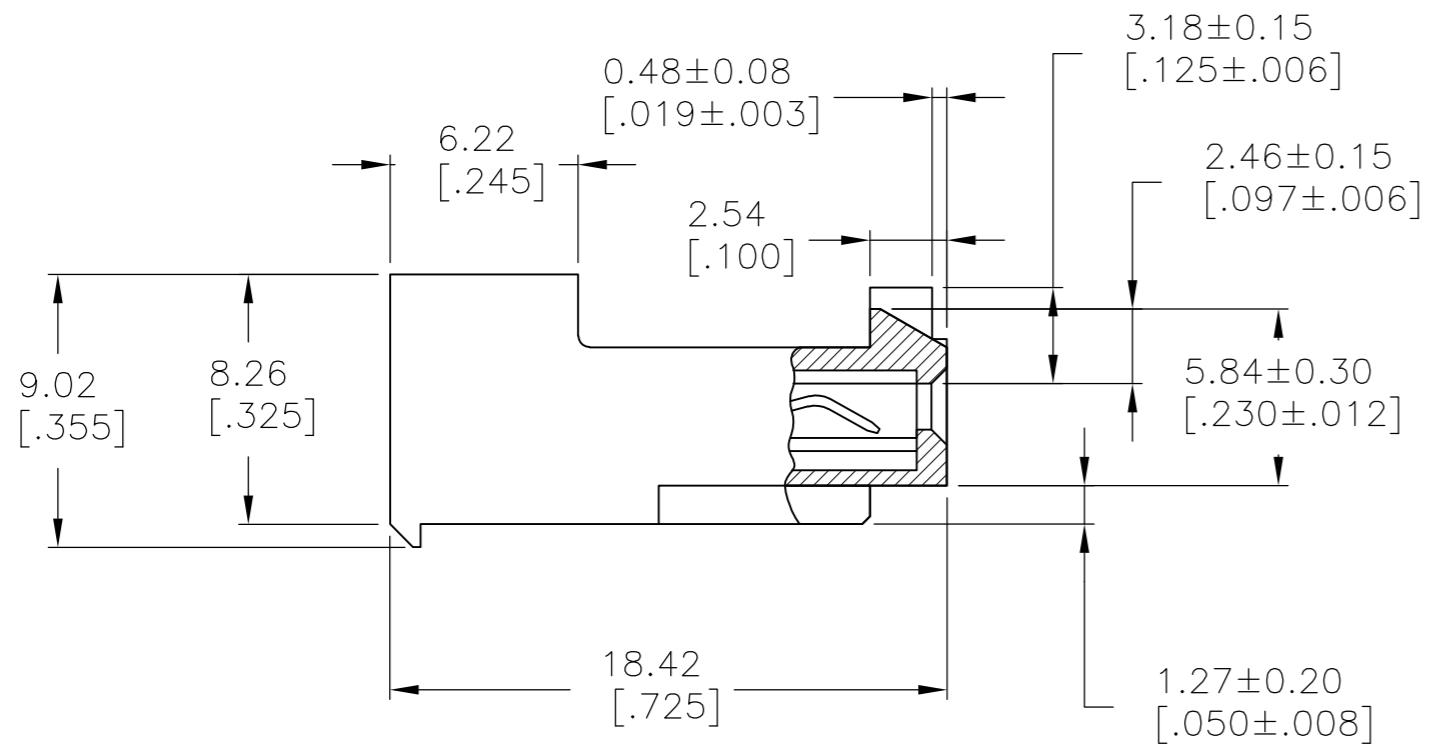
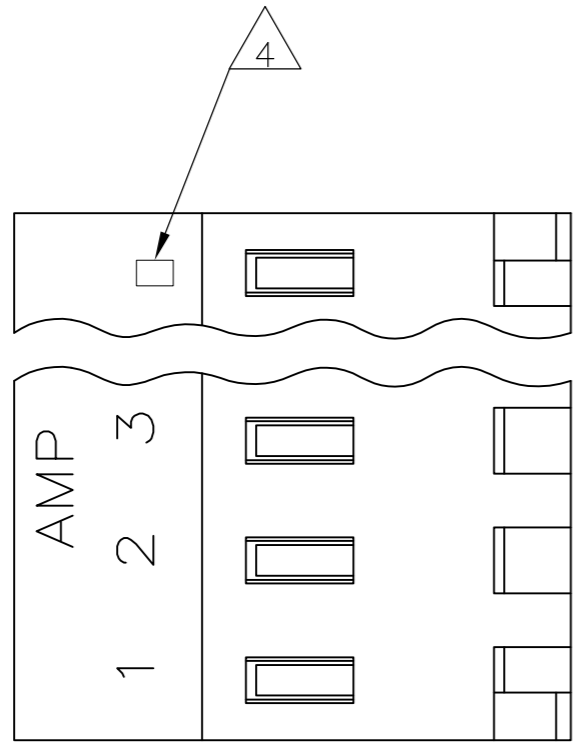


THIS DRAWING IS UNPUBLISHED. RELEASED FOR PUBLICATION
 © COPYRIGHT - By - TE CONNECTIVITY ALL RIGHTS RESERVED.

LOC	DIST	REVISIONS					
		P	LTR	DESCRIPTION	DATE	DWN	APVD
CM	54	J		REVISED PER ECR-20-000826	29MAY2020	PC	SW



1 MATERIAL: CONNECTOR - NYLON UL94V-2 (BLUE).
 CONTACTS - 0.30[.012] THICK COPPER ALLOY (BRIGHT TIN LEAD 0.00203 [.000080] MIN THK FOR CONTACTS 643821-2 THRU 2-643821-4, MATTE WHISKER MITIGATED TIN .00203(.000080) MIN THICKNESS OVER NICKEL UNDERPLATE FOR 3-643821-2 THRU 5-643821-4)

2 CONTACTS ACCEPT 26 AWG WIRE WITH 2.41[.095] MAX INSULATION DIAMETER.

3 CONTACTS MUST ACCEPT 1.14±0.03 [.045±.001] SQUARE POST AND REMAIN LOCKED IN POSITION.

4 IDENTIFICATION NUMBER FOR LAST CIRCUIT MAY NOT APPEAR ON ALL ASSEMBLIES.

5 DIMENSIONS IN BRACKETS ARE IN INCHES.

6 HOUSING FEATURES ARE: CLOSED END WITH LOCKING RAMP & POLARIZING TABS.

7 OBSOLETE PARTS: OBSOLETE CIS STREAMLINING PER D.RENAUD/D.SINISI

8 OBSOLETE PARTS

DIM	A	NO OF CIRCUITS	PART NO
95.10	[3.744]	24	5-643821-4
91.14	[3.588]	23	5-643821-3
87.17	[3.432]	22	5-643821-2
83.21	[3.276]	21	5-643821-1
79.25	[3.120]	20	5-643821-0
75.29	[2.964]	19	4-643821-9
71.32	[2.808]	18	4-643821-8
67.36	[2.652]	17	4-643821-7
63.40	[2.496]	16	4-643821-6
59.44	[2.340]	15	4-643821-5
55.47	[2.184]	14	4-643821-4
51.51	[2.028]	13	4-643821-3
47.55	[1.872]	12	4-643821-2
43.59	[1.716]	11	4-643821-1
39.62	[1.560]	10	4-643821-0
35.66	[1.404]	9	3-643821-9
31.70	[1.248]	8	3-643821-8
27.74	[1.092]	7	3-643821-7
23.77	[.936]	6	3-643821-6
19.81	[.780]	5	3-643821-5
15.85	[.624]	4	3-643821-4
11.89	[.468]	3	3-643821-3
7.92	[.312]	2	3-643821-2
95.10	[3.744]	24	2-643821-4
91.14	[3.588]	23	2-643821-3
87.17	[3.432]	22	2-643821-2
83.21	[3.276]	21	2-643821-1
79.25	[3.120]	20	2-643821-0
75.29	[2.964]	19	1-643821-9
71.32	[2.808]	18	1-643821-8
67.36	[2.652]	17	1-643821-7
63.40	[2.496]	16	1-643821-6
59.44	[2.340]	15	1-643821-5
55.47	[2.184]	14	1-643821-4
51.51	[2.028]	13	1-643821-3
47.55	[1.872]	12	1-643821-2
43.59	[1.716]	11	1-643821-1
39.62	[1.560]	10	1-643821-0
35.66	[1.404]	9	-643821-9-
31.70	[1.248]	8	-643821-8-
27.74	[1.092]	7	-643821-7-
23.77	[.936]	6	-643821-6-
19.81	[.780]	5	-643821-5-
15.85	[.624]	4	-643821-4-
11.89	[.468]	3	-643821-3-
7.92	[.312]	2	-643821-2-

7 SUPERSEDED

8 OBSOLETE SUPERSEDED

7 SUPERSEDED

8 SUPERSEDED

THIS DRAWING IS A CONTROLLED DOCUMENT.		DWN B.LEWIS 12MAR96		
DIMENSIONS: mm [INCHES]		CHK R.SWING 12MAR96		
TOLERANCES UNLESS OTHERWISE SPECIFIED:		APVD D.CLARK 12MAR96	NAME	
0 PLC ± -		PRODUCT SPEC	MTA-156 CONNECTOR ASSEMBLY	
1 PLC ± -		APPLICATION SPEC	26 AWG, STANDARD	
2 PLC ± -		108-1051	SIZE	CAGE CODE
3 PLC ± -		114-1020	A2	00779
4 PLC ± -		WEIGHT	DRAWING NO	RESTRICTED TO
ANGLES ± -		CUSTOMER DRAWING	C=643821	-
FINISH 1		SCALE 4:1	SHEET 1 of 1	REV J