

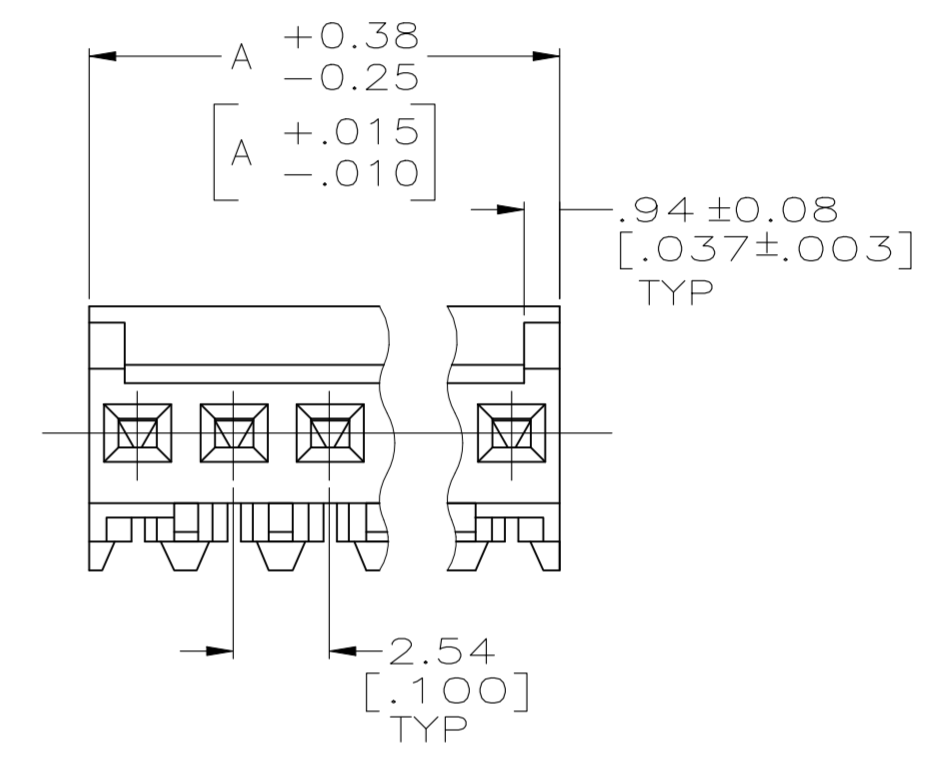
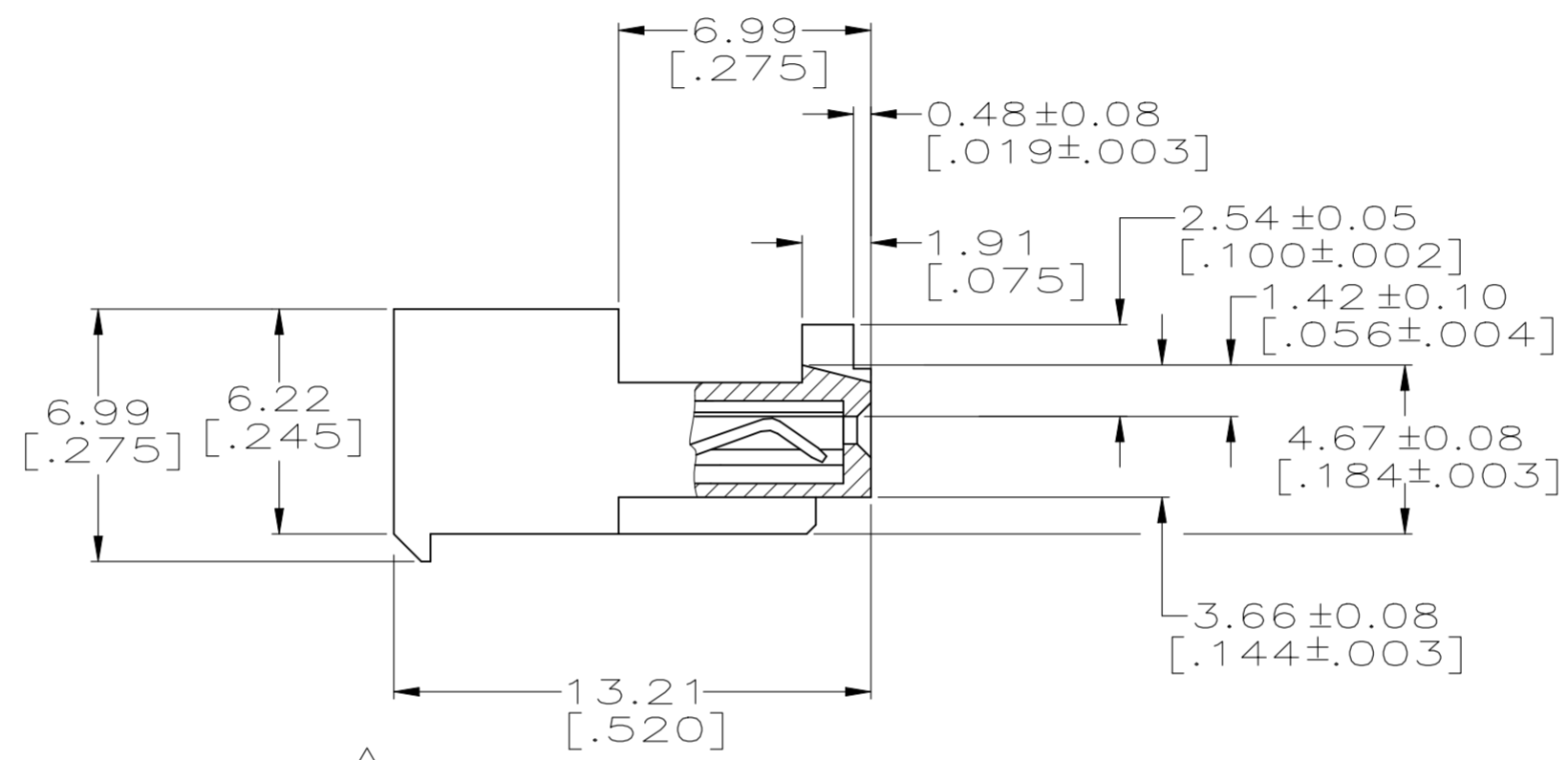
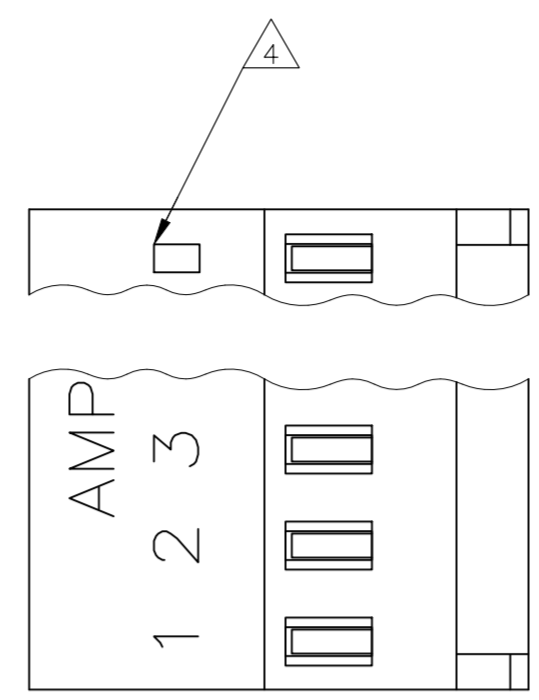
THIS DRAWING IS UNPUBLISHED. RELEASED FOR PUBLICATION
 © COPYRIGHT - By - ALL RIGHTS RESERVED.

LOC	DIST	REVISIONS			
P	LTR	DESCRIPTION	DATE	DWN	APVD
CM	00	N1 REVISED PER ECR-21-108739	25OCT2021	JP	VS

YES	DIM A	NO. OF CIRCUITS	PART NO.
YES	71.12[2.800]	28	5-644020-8
YES	68.58[2.700]	27	5-644020-7
YES	66.04[2.600]	26	5-644020-6
YES	63.50[2.500]	25	5-644020-5
YES	60.96[2.400]	24	5-644020-4
YES	58.42[2.300]	23	5-644020-3
YES	55.88[2.200]	22	5-644020-2
YES	53.34[2.100]	21	5-644020-1
YES	50.80[2.000]	20	5-644020-0
YES	48.26[1.900]	19	4-644020-9
YES	45.72[1.800]	18	4-644020-8
YES	43.18[1.700]	17	4-644020-7
YES	40.64[1.600]	16	4-644020-6
YES	38.10[1.500]	15	4-644020-5
YES	35.56[1.400]	14	4-644020-4
YES	33.02[1.300]	13	4-644020-3
YES	30.48[1.200]	12	4-644020-2
YES	27.94[1.100]	11	4-644020-1
YES	25.40[1.000]	10	4-644020-0
YES	22.86[.900]	9	3-644020-9
YES	20.32[.800]	8	3-644020-8
YES	17.78[.700]	7	3-644020-7
YES	15.24[.600]	6	3-644020-6
YES	12.70[.500]	5	3-644020-5
YES	10.16[.400]	4	3-644020-4
YES	7.62[.300]	3	3-644020-3
YES	5.08[.200]	2	3-644020-2

NO	DIM A	NO. OF CIRCUITS	PART NO.	REVISION
NO	71.12[2.800]	28	2-644020-8	7
NO	68.58[2.700]	27	2-644020-7	7
NO	66.04[2.600]	26	2-644020-6	7
NO	63.50[2.500]	25	2-644020-5	7
NO	60.96[2.400]	24	2-644020-4	7
NO	58.42[2.300]	23	2-644020-3	7
NO	55.88[2.200]	22	2-644020-2	7
NO	53.34[2.100]	21	2-644020-1	7
NO	50.80[2.000]	20	2-644020-0	7
NO	48.26[1.900]	19	1-644020-9	7
NO	45.72[1.800]	18	1-644020-8	7
NO	43.18[1.700]	17	1-644020-7	7
NO	40.64[1.600]	16	1-644020-6	7
NO	38.10[1.500]	15	1-644020-5	7
NO	35.56[1.400]	14	1-644020-4	7
NO	33.02[1.300]	13	1-644020-3	7
NO	30.48[1.200]	12	1-644020-2	7
NO	27.94[1.100]	11	1-644020-1	7
NO	25.40[1.000]	10	1-644020-0	7
NO	22.86[.900]	9	644020-9	7
NO	20.32[.800]	8	644020-8	7
NO	17.78[.700]	7	644020-7	7
NO	15.24[.600]	6	644020-6	7
NO	12.70[.500]	5	644020-5	7
NO	10.16[.400]	4	644020-4	7
NO	7.62[.300]	3	644020-3	7
NO	5.08[.200]	2	644020-2	7

LEADFREE DIM A NO. OF CIRCUITS PART NO.



1 MATERIAL: CONNECTOR-NYLON UL94V-2 (WHITE). CONTACTS-0.30 [.012] THICK COPPER ALLOY 0.00076 [.000030] GOLD OR 0.00076[.000030] TOTAL GOLD FLASH OVER PALLADIUM NICKEL, PER TE CONNECTIVITY'S DISCRETION, IN CONTACT AREA WITH MATTE TIN FOR 644020-2 THRU 2-644020-8, MATTE WHISKER MITIGATED TIN FOR 3-644020-2 THRU 5-644020-8 OVER NICKEL UNDERPLATE.

2 CONTACTS ACCEPT 24 AWG WIRE WITH 1.52[.060] MAX INSULATION DIAMETER.

3 CONTACTS MUST ACCEPT 0.64±0.03 [.025±.001] SQUARE POST AND REMAIN LOCKED IN POSITION.

4 IDENTIFICATION NUMBER FOR LAST CIRCUIT MAY NOT APPEAR ON ALL ASSEMBLIES.

5 DIMENSIONS IN BRACKETS ARE IN INCHES.

6 HOUSING FEATURES ARE: CLOSED END WITH LOCKING RAMP AND WITH POLARIZING TAB.

7 OBSOLETE PARTS: OBSOLETE CIS STREAMLINING PER D.RENAUD/D.SINISI

THIS DRAWING IS A CONTROLLED DOCUMENT.		DWN S. CARPENTER 12JUN2003	 TE Connectivity	NAME	
DIMENSIONS: mm [INCHES]		CHK D. BOSSI 12JUN2003		PRODUCT SPEC	
TOLERANCES UNLESS OTHERWISE SPECIFIED:		APVD D. BOSSI 12JUN2003		APPLICATION SPEC	
0 PLC ± 1 PLC ± 2 PLC ± 3 PLC ± 0.13 [.005] 4 PLC ± ANGLES ±		108-1050		SIZE CAGE CODE DRAWING NO	
MATERIAL 1	FINISH 1	114-1019	A2	00779	C=644020
CUSTOMER DRAWING			SCALE 5:1	SHEET 1 of 1	REV N1