



10X10X2 DCE

Die-Cast Enclosure Antennas

10X10 DCE OFFERS 900 TO 5850 MHZ OPERATION OPTIONS

The DCE series die cast aluminum enclosures from Laird are an innovative antenna system which gives the operator ultimate system flexibility. The die-cast enclosure is available as a stand-alone enclosure, with an integrated low-gain antenna, or with a detachable high-gain panel antenna. Antennas are wide band for spectral flexibility.

Radomes are UV resistant ASA plastic. Hardware is stainless steel. The antenna systems come with a pigtail cable with choice of connectors to adapt to any available radio equipment. There is a removable and customizable user mounting plate inside for mounting electronics. The antenna models come standard with Laird Technologies patented RJ45-ECS field replaceable ethernet connector feedthru.

The die-cast enclosure can be pole or wall mounted. A heavy duty tilt bracket is available for those installations requiring up or downtilt. Eleven (11) engineered knockouts are provided; 9 sized for N connectors and 2 sized for a cable feedthru.

FEATURES

- 11 engineered knockouts
- Wide band antennas
- Rugged and weatherproof
- Hinged cover for easy maintenance
- IP 67 Rated
- Integrated low gain or detachable high gain antenna in variety of frequencies and gains

MARKETS

- WiFi / WLAN / WiMAX systems
- Industrial wireless
- Mesh networks
- Wi-POP base stations
- Client antennas
- Industrial wet process electrical enclosure

SPECIFICATIONS	900-928	2400-2700	4900-5850	2400-2485/ 5150-5850
Gain (integrated antenna)	8dBi	15dBi	19dBi	12dBi at 2.4GHz, 16dBi at 5.15GHz
Gain (detachable antenna)	12dBi	19dBi	24dBi	N/A
VSWR (integrated antenna)	1.5:1	1.5:1	1.7:1	2:1
VSWR (detachable antenna)	1.5:1	1.5:1	1.5:1	N/A
Impedance	50 OHM			
Input Power	100 W			
Wind Survivability	Die-cast enclosure (150mph); Detachable antenna (125mph)			
Weight (die-cast enclosure)	5.3lb (2.4kg)			
Weight (detachable antenna)	3lb (1.4kg)			
Dimensions (inside)	254 x 254 x 51 mm (10" x 10" x 2")			
Dimensions (outside integrated antenna)	317 x 264 x 99 mm (12.5" x 10.4" x 3.9")			
Dimensions (outside detachable antenna)	410 x 371 x 32 mm (16.13" x 14.63" x 1.3")			
Dimensions (stand alone DCE enclosers)	317.5 x 264.16 x 76.2 mm (12.5" X 10.4" X 3")			
Radome	ASA			
Operational Temperature	-30°C to +75°C			
Mount Style	Wall / Mast / Tilt			

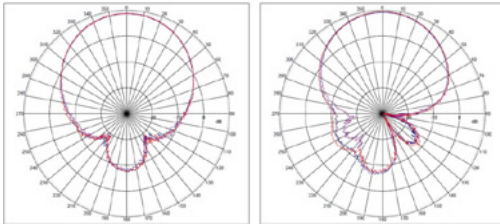
SYSTEM ORDERING INFORMATION

DCE10D-912-NF	Die Cast Enclosure with detachable 900-928MHz 12dBi panel antenna
DCE10D-2419-NF	Die Cast Enclosure with detachable 2400-2700MHz 19dBi panel antenna
DCE10D-4924-NF	Die Cast Enclosure with detachable 4940-5850MHz 24dBi panel antenna
DCE10L-985-XXXX	Die Cast Enclosure with integrated 900-928MHz 8dBi panel antenna
DCE10L-2416-XXXX	Die Cast Enclosure with integrated 2400-2700Mhz 16dBi antenna
DCE10L-4919-XXXX	Die Cast Enclosure with integrated 4940-5850Mhz 19dBi antenna
DCE10I-2451-XXXX	Die Cast Enclosure with integrated 2400-2485MHz and 4900-5850MHz 16dBi antenna
DCE10-H-001	Hinged die-cast enclosure only
(XXXX = CONNECTOR TYPE - NF, SFMF, RSMM, MCM, MMCXP, RTNM, RMMXP, SSMB AND UFL)	

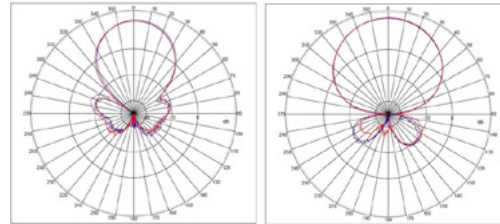


ANTENNA PATTERNS

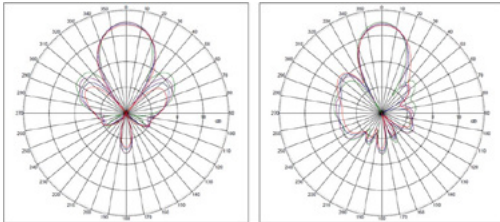
Integrated 10x10 902-928 MHz
H-Plane E-Plane



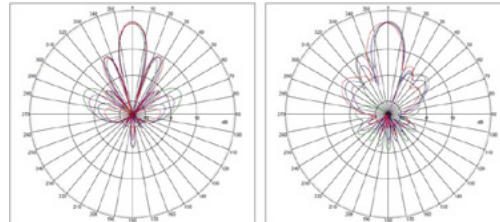
Detachable 14x16 902-928 MHz
H-Plane E-Plane



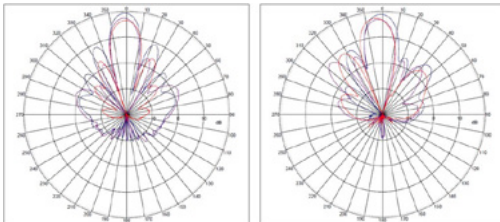
Integrated 10x10 2.4-2.7 GHz
H-Plane E-Plane



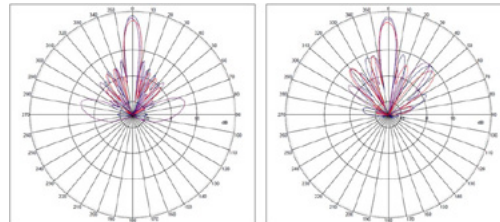
Detachable 14x16 2.4-2.7 GHz
H-Plane E-Plane



Integrated 10x10 4.9-5.875 GHz
H-Plane E-Plane

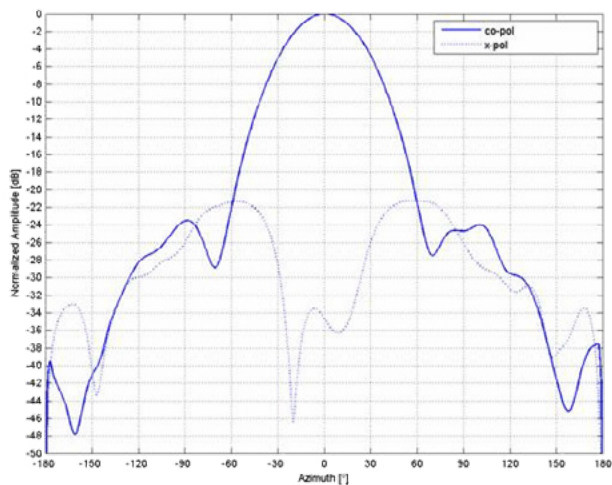


Detachable 14x16 4.9-5.85 GHz
H-Plane E-Plane

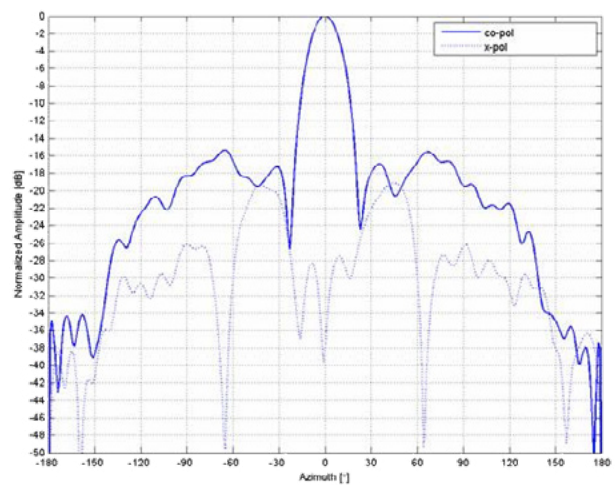


DUAL BAND PATTERNS

2400-2485 MHz



5150-5850 MHz



TE TECHNICAL SUPPORT CENTER

USA:	+1 (800) 522-6752
Canada:	+1 (905) 475-6222
Mexico:	+52 (0) 55-1106-0800
Latin/S. America:	+54 (0) 11-4733-2200
Germany:	+49 (0) 6251-133-1999
UK:	+44 (0) 800-267666
France:	+33 (0) 1-3420-8686
Netherlands:	+31 (0) 73-6246-999
China:	+86 (0) 400-820-6015

te.com

TE, and TE connectivity (logo) are trademarks owned or licensed by the TE Connectivity Ltd. family of companies. All other logos, products and/or company names referred to herein might be trademarks of their respective owners.

The information given herein, including drawings, illustrations and schematics which are intended for illustration purposes only, is believed to be reliable. However, TE Connectivity makes no warranties as to its accuracy or completeness and disclaims any liability in connection with its use. TE Connectivity's obligations shall only be as set forth in TE Connectivity's Standard Terms and Conditions of Sale for this product and in no case will TE Connectivity be liable for any incidental, indirect or consequential damages arising out of the sale, resale, use or misuse of the product. Users of TE Connectivity products should make their own evaluation to determine the suitability of each such product for the specific application.

TE Connectivity warrants to the original end user customer of its products that its products are free from defects in material and workmanship. Subject to conditions and limitations TE Connectivity will, at its option, either repair or replace any part of its products that prove defective because of improper workmanship or materials. This limited warranty is in force for the useful lifetime of the original end product into which the TE Connectivity product is installed. Useful lifetime of the original end product may vary but is not warranted to exceed one (1) year from the original date of the end product purchase.

©2022 TE Connectivity. All Rights Reserved.

08/22 Original