



## CLS69273P

### Low Profile, Low PIM Ceiling Mount Antenna 698-960 MHz/1690-2700 MHz

The CLS69273P is a Low PIM indoor wideband omnidirectional low profile ceiling mount antenna. It is designed to provide pattern coverage that is optimized for indoor coverage requirements at 698-960 MHz, and 1695-2700 MHz for the GSM, DCS, UMTS, AWS-3 and LTE/WiMAX frequency bands. The antenna features a pattern that has been specifically shaped to provide optimal performance from a ceiling mount location. The pattern is also very uniform and symmetrical, providing system integrators with the ability to precisely determine cell size.

### FEATURES AND BENEFITS

- Low profile aesthetically neutral housing
- Performance optimized using Laird proprietary RF optimization tools
- Mounts directly and easily to ceiling tile
- Excellent flame rating
- Supports AWS-3 Frequency Band

#### ELECTRICAL SPECIFICATIONS

Operating Frequency (MHz)	698-806	824-894	880-960	1695-1880	1850-1990	1910-2170	2300-2500	2500-2700
Gain, Typ (dBi)	2.7	2.6	3.5	5.4	6.4	6.5	6.2	6.8
Gain, Max (dBi)	3.0	3.0	4.1	5.6	7.0	7.0	6.7	7.3
VSWR - Avg	<1.8:1	<1.6:1	<1.7:1	<1.9:1	<1.9:1	<1.7:1	<1.5:1	<1.3:1
VSWR - Max	<2.0:1	<2.0:1	<2.0:1	<2.0:1	<2.0:1	<2.0:1	<2.0:1	<2.0:1
PIM - 2x20W, Typ (dBc)	<-156			<-156				
PIM - 2x20W, Max (dBc)	<-150			<-150				
Nominal Impedance (Ohms)	50							
Max Power - Ambient 25°C (W)	50							
Polarization	Vertical							
Horizontal Plane 3 dB Beamwidth	360°							

#### MECHANICAL SPECIFICATIONS

Dimensions - diameter x height - mm (inches)	250 x 47.5 (9.84 X 1.87)
Weight - kg (lbs.)	0.45 (0.99)
Radome Material	PC / ABS, White

## MECHANICAL SPECIFICATIONS

Operating Environment (Indoor or Outdoor)	Indoor
Operating Temperature - °C (°F)	-30 to +70°C (-22 to +158°F)
Storage Temperature - °C (°F)	-40 to +85°C (-40 to +185°F)
Flammability Rating	UL94 V-0 rating
Material Substance Compliance	RoHS compliant

## CONFIGURATION

PART NUMBER	CABLE LENGTH	CONNECTOR
CLS69273P-30NF	30 cm (12")	Type N female
CLS69273P-30D41F	30 cm (12")	4.1-9.5 female
CLS69273P-30D43F	30 cm (12")	4.3-10 female
CLS69273P-B30NF	30 cm (12")	Type N-female
CLS69273P-B30D41F	30 cm (12")	4.1-9.5 female
CLS69273P-B30D43F	30 cm (12")	4.3-10 female

## MECHANICAL DRAWING



**Standard - Twist & Lock Ceiling Mount:HKIT-CMx-0**



**Above Ceiling Mount:HKIT-CMx-001**

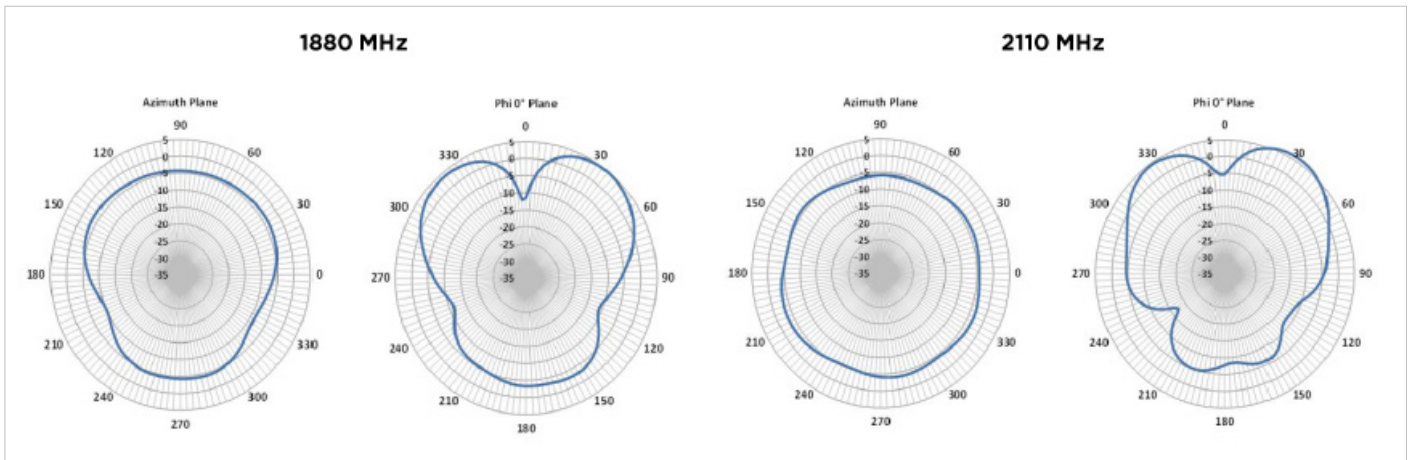
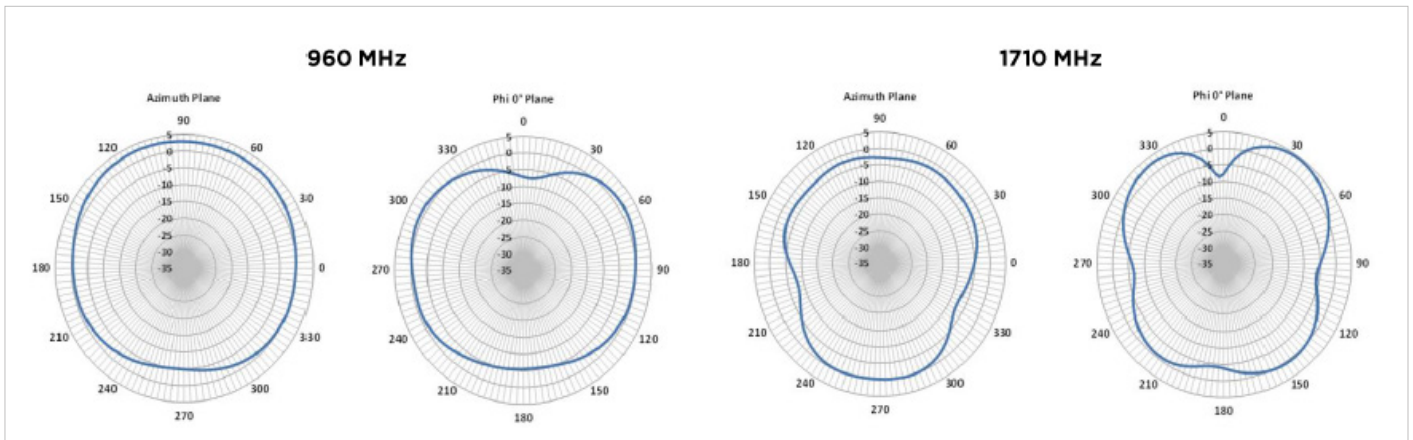
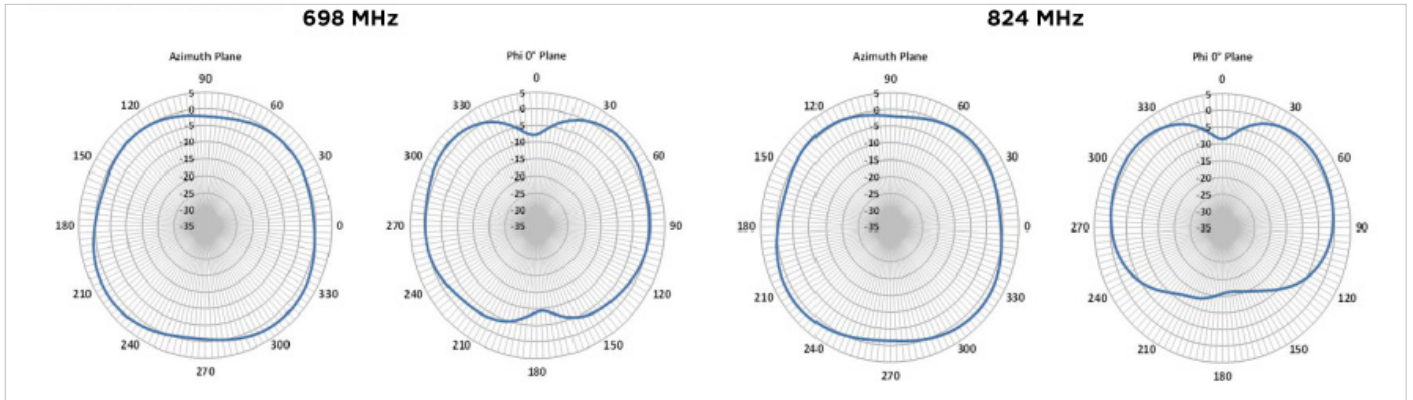


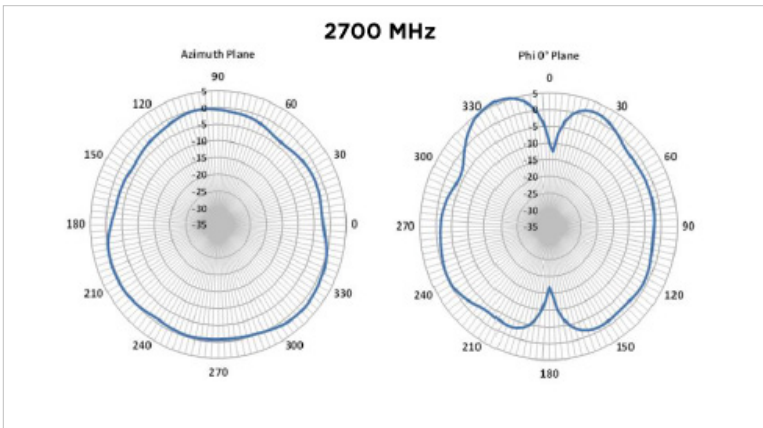
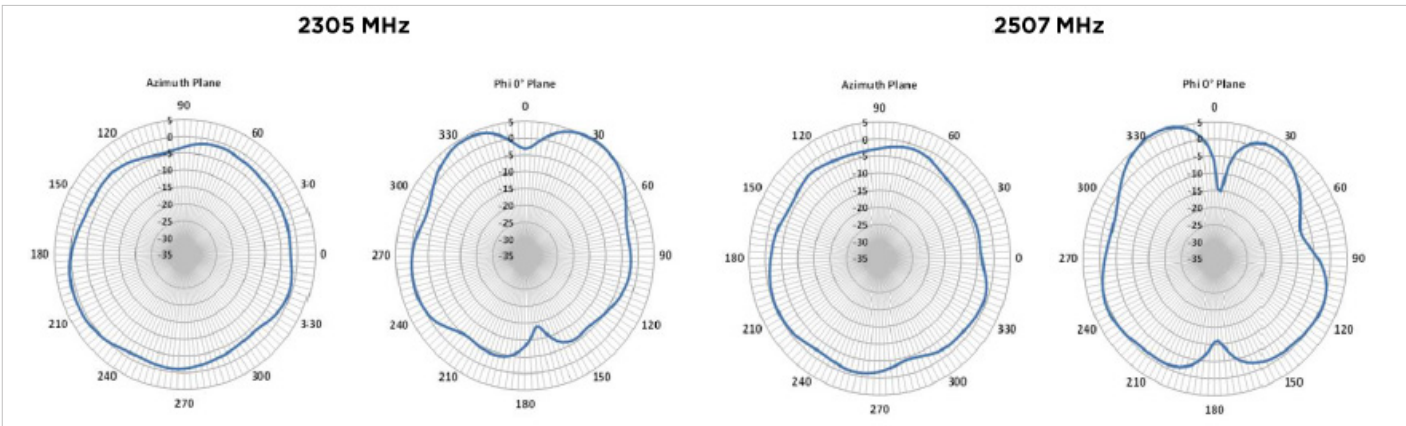
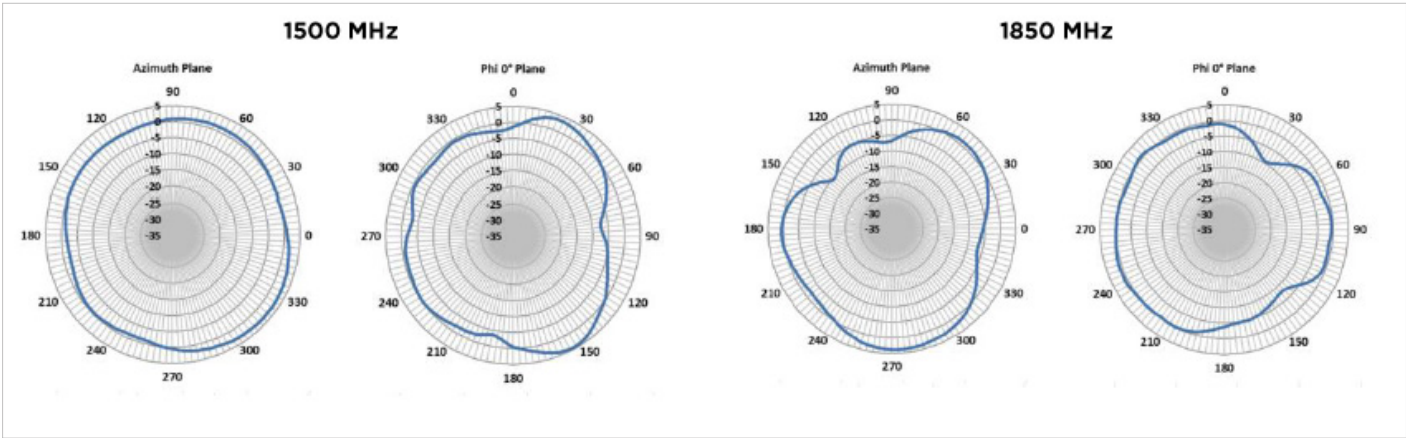
**Hard Ceiling Mount: HKIT-CMx-002**



**Above Ceiling Mount - Foam Standoff w/Adhesive: HKIT-CMx-004**

# RADIATION PATTERNS





---

## TE TECHNICAL SUPPORT CENTER

USA:	+1 (800) 522-6752
Canada:	+1 (905) 475-6222
Mexico:	+52 (0) 55-1106-0800
Latin/S. America:	+54 (0) 11-4733-2200
Germany:	+49 (0) 6251-133-1999
UK:	+44 (0) 800-267666
France:	+33 (0) 1-3420-8686
Netherlands:	+31 (0) 73-6246-999
China:	+86 (0) 400-820-6015

## te.com

TE Connectivity, TE Connectivity (logo) and Every Connection Counts are trademarks. All other logos, products and/or company names referred to herein might be trademarks of their respective owners.

The information given herein, including drawings, illustrations and schematics which are intended for illustration purposes only, is believed to be reliable. However, TE Connectivity makes no warranties as to its accuracy or completeness and disclaims any liability in connection with its use. TE Connectivity's obligations shall only be as set forth in TE Connectivity's Standard Terms and Conditions of Sale for this product and in no case will TE Connectivity be liable for any incidental, indirect or consequential damages arising out of the sale, resale, use or misuse of the product. Users of TE Connectivity products should make their own evaluation to determine the suitability of each such product for the specific application.

TE warrants to the original end user customer of its products that its products are free from defects in material and workmanship. Subject to conditions and limitations TE will, at its option, either repair or replace any part of its products that prove defective because of improper workmanship or materials. This limited warranty is in force for the useful lifetime of the original end product into which the TE product is installed. Useful lifetime of the original end product may vary but is not to exceed five (5) years from the original date of the end product purchase.

©2021 TE Connectivity. All Rights Reserved.

12/21 Original

