



DBA6927Cx

Blade Omnidirectional Antenna 698-960 MHz/1710-2700 MHz

DBA6927Cx dipole blade omnidirectional antenna family is highly suited as a broadband solution for wireless devices that are configurable for multiple communication protocol applications. Those protocols include the domestic Cellular/PCS/AWS/MDS, WiMax 2100/2300/2500/2600, and global GSM900/GSM1800/UMTS/ LTE2600 bands.

The antenna is provided with an articulating 90-degree arm that can be positioned to provide optimal coverage for indoor wireless solutions.

FEATURES AND BENEFITS

- Low profile blade style sheath
- Applicable for both 3G and 4G solutions
- Domestic LTE 700 and global LTE 2600 bands
- Domestic cellular and global GSM
- WiMax 2100/2300/2500/2600
- Conformance to RoHS
- Complete cellular and 3G/4G
- Articulating arm that allows antenna positioning to provide maximal coverage

APPLICATIONS

- Wireless access points
- Wireless routers
- M2M devices

MECHANICAL SPECIFICATION

Operating Frequency (MHz)	698-806 824-894 880-960	1710-1880 1850-1990 1920-2170 2100-2500 2500-2690
Gain (dBi)	0.5	2.2
Efficiency (%)	55	73
VSWR - Avg	<2.5:1	
Nominal Impedance (Ohms)	50	
Max Power - Ambient 25°C (W)	3	
Polarization	Linear	

MECHANICAL SPECIFICATIONS

Dimensions - mm (inches)	229.0 x 30.5 x 15.0 (9.02 x 1.2 x 0.59)
Weight - kg (oz.)	49 (1.73)
RF Connector	See model table
Radome Material	Black

ENVIRONMENTAL SPECIFICATIONS

Operating Temperature - °C (°F)

-35 to +70°C (-31 to +158°F)

Material Substance Compliance

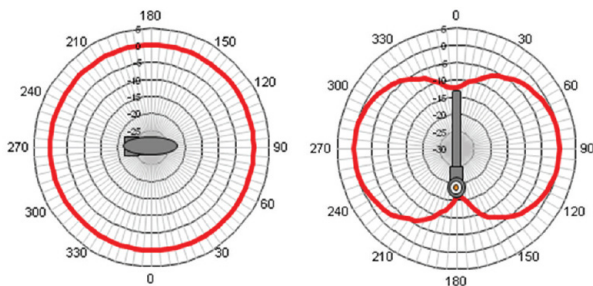
RoHS

CONFIGURATION

PART NUMBER	CONNECTOR	BLADE ANGLE
DBA6927C1-FTNCM	TNC - Male	90 deg.
DBA6927C1-FSMAM	SMA Male	90 deg.

RADIATION PATTERNS

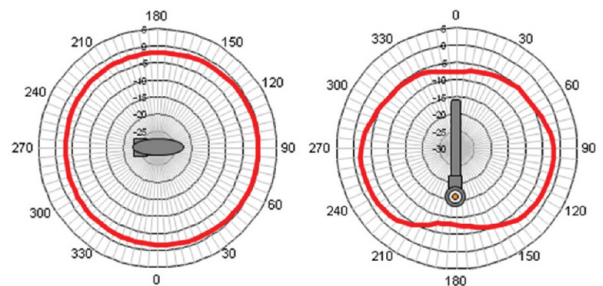
698 MHz



Azimuth Plane

Phi 0 Degree Plane

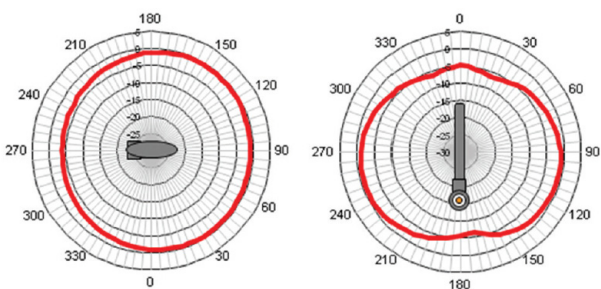
824 MHz



Azimuth Plane

Phi 0 Degree Plane

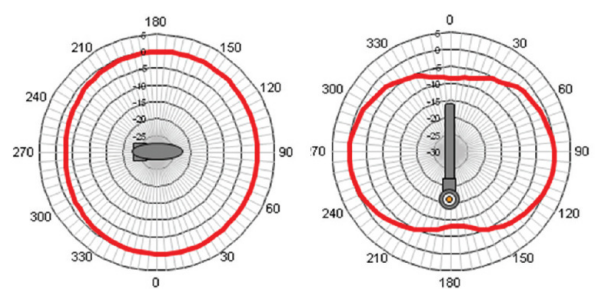
880 MHz



Azimuth Plane

Phi 0 Degree Plane

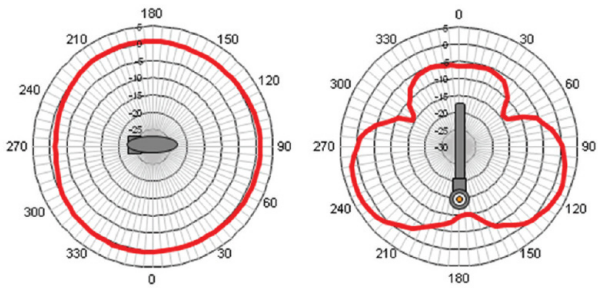
960 MHz



Azimuth Plane

Phi 0 Degree Plane

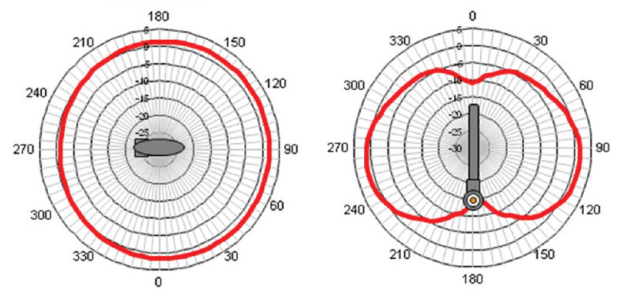
1710 MHz



Azimuth Plane

Phi 0 Degree Plane

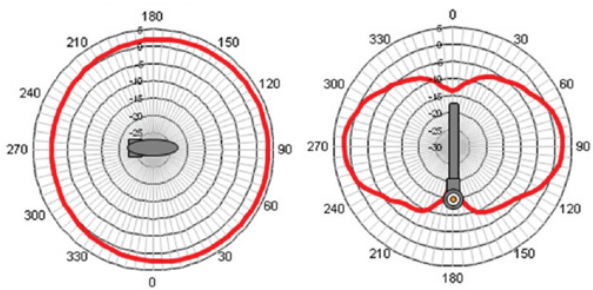
1880 MHz



Azimuth Plane

Phi 0 Degree Plane

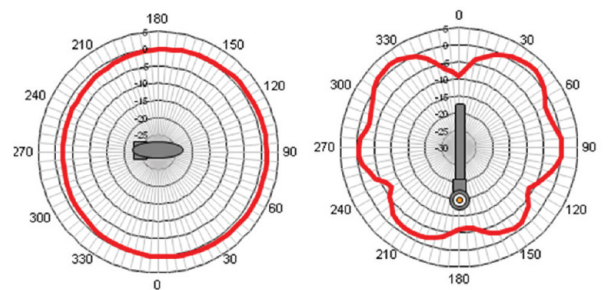
2170 MHz



Azimuth Plane

Phi 0 Degree Plane

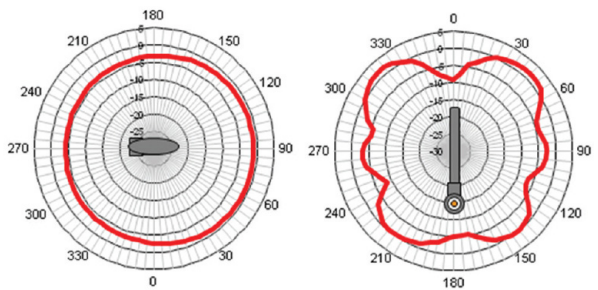
2400 MHz



Azimuth Plane

Phi 0 Degree Plane

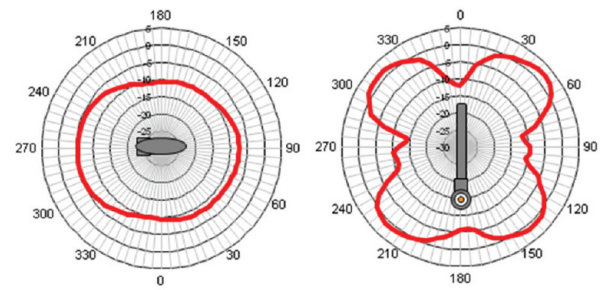
2500 MHz



Azimuth Plane

Phi 0 Degree Plane

2700 MHz



Azimuth Plane

Phi 0 Degree Plane

TE TECHNICAL SUPPORT CENTER

USA:	+1 (800) 522-6752
Canada:	+1 (905) 475-6222
Mexico:	+52 (0) 55-1106-0800
Latin/S. America:	+54 (0) 11-4733-2200
Germany:	+49 (0) 6251-133-1999
UK:	+44 (0) 800-267666
France:	+33 (0) 1-3420-8686
Netherlands:	+31 (0) 73-6246-999
China:	+86 (0) 400-820-6015

te.com

TE Connectivity, TE Connectivity (logo) and Every Connection Counts are trademarks. All other logos, products and/or company names referred to herein might be trademarks of their respective owners.

The information given herein, including drawings, illustrations and schematics which are intended for illustration purposes only, is believed to be reliable. However, TE Connectivity makes no warranties as to its accuracy or completeness and disclaims any liability in connection with its use. TE Connectivity's obligations shall only be as set forth in TE Connectivity's Standard Terms and Conditions of Sale for this product and in no case will TE Connectivity be liable for any incidental, indirect or consequential damages arising out of the sale, resale, use or misuse of the product. Users of TE Connectivity products should make their own evaluation to determine the suitability of each such product for the specific application.

TE warrants to the original end user customer of its products that its products are free from defects in material and workmanship. Subject to conditions and limitations TE will, at its option, either repair or replace any part of its products that prove defective because of improper workmanship or materials. This limited warranty is in force for the useful lifetime of the original end product into which the TE product is installed. Useful lifetime of the original end product may vary but is not to exceed five (5) years from the original date of the end product purchase.

©2021 TE Connectivity. All Rights Reserved.

11/21 Original

