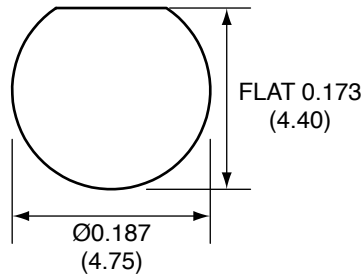


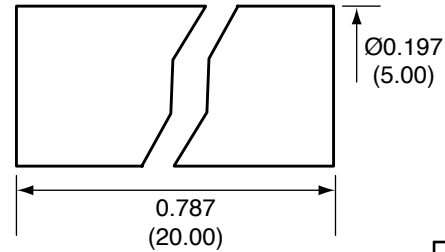
| Description | Material | Finish |
|-------------|------------|--------|
| Body | Brass | Gold |
| Socket | BE CU | Gold |
| Insulation | PTFE | N/A |
| Crimp Ring | Brass | Gold |
| Washer | Brass | Gold |
| Nut | Brass | Gold |
| Heat Shrink | Polyolefin | Black |

| REVISIONS | | | |
|-----------|---|-----------|------|
| REV | DESCRIPTION | DATE | APPV |
| B | Added new title block and heat shrink; Updated instructions | 11-JUL-12 | SAH |

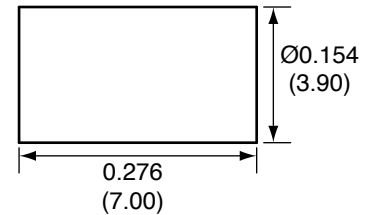
RECOMMENDED MOUNTING HOLE



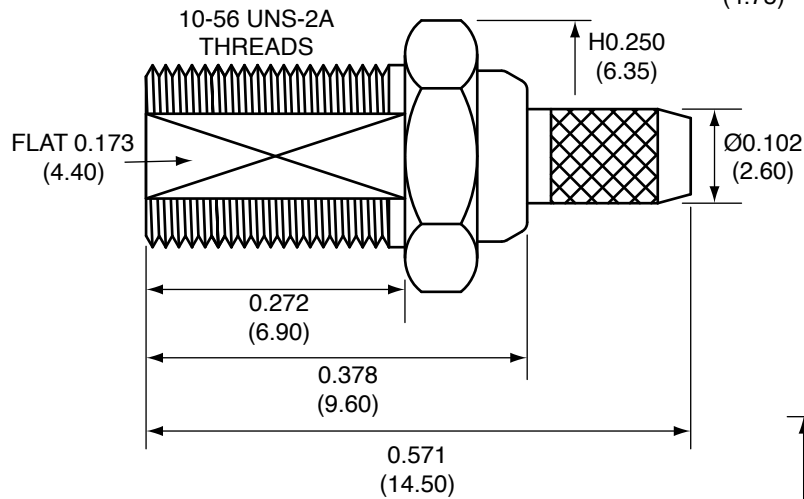
HEAT SHRINK



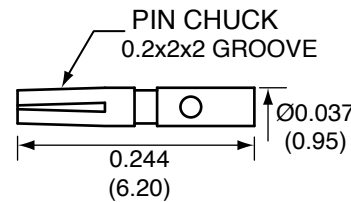
CRIMP RING



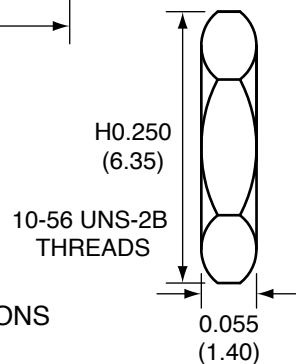
SIDE VIEW



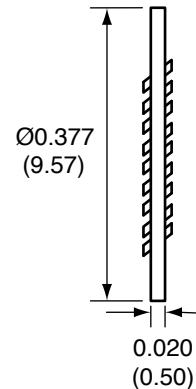
SOCKET



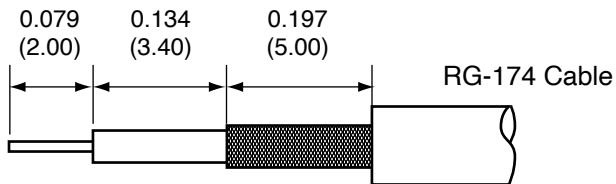
NUT



WASHER



RECOMMENDED CABLE STRIPPING DIMENSIONS



CONMCX005 ASSEMBLY INSTRUCTIONS

- Strip the cable to the recommended dimensions.
- Slip heat shrink and crimp ring over stripped cable.
- Solder the socket to the center conductor.
- Insert the socket, center conductor, and insulator into the body until the socket snaps in.
- Wrap the braid around the tail of the body and crimp the ring with a 0.128" hex crimp tool (or one labeled for use with RG-174 cable).
- Use heat shrink to cover crimp.
- Use the nut and washer to secure the connector to a case.

NOTES: (UNLESS OTHERWISE SPECIFIED)

- ALL DIMENSIONS ARE IN INCHES [mm].
- DIMENSIONS APPLY AFTER FINISHING.
- MANUFACTURE TO BE COMPLIANT WITH EU RoHS DIRECTIVE.
- SAFETY BREAK ALL SHARP CORNERS AND EDGES .02 MAXIMUM.

WARNING: THIS DRAWING CONTAINS PROPRIETARY INFORMATION THAT IS THE SOLE PROPERTY OF LINX TECHNOLOGIES, AND SHALL BE TREATED AS SUCH. NO DISCLOSURE OR REPRODUCTION OF THIS DOCUMENT IS PERMITTED, IN WHOLE OR IN PART, WITHOUT THE EXPRESS WRITTEN PERMISSION OF LINX TECHNOLOGIES OR ITS DESIGNATED AGENTS.

| | | |
|-----------|--|-----------------|
| MATERIAL: | TOLERANCES: .020 [0.50]-.200 [5.00]= ±.008 [0.20] .200 [5.00]-1.200 [30.00]= ±.016 [0.40] 1.20 [30.0]-4.75 [120.0]= ±.024 [0.60] 4.75 [120.0]-12.40 [315.0]= ±.040 [1.0] | PROJECTION: |
| FINISH: | DRAWN: B.MURPHY | DT: 11-JUL-12 |
| | ENGR: S.HOGAN | DT: 11-JUL-12 |



| | | |
|--|------------------------------|-----------------|
| TITLE: MCX FEMALE BULKHEAD MOUNT CABLE END CRIMP FOR RG174 CABLE | | |
| SIZE A | DWG. NO. CONMCX005 | REV B |
| SCALE: 2:1 | DO NOT SCALE DRAWING | SHEET 1 OF 1 |