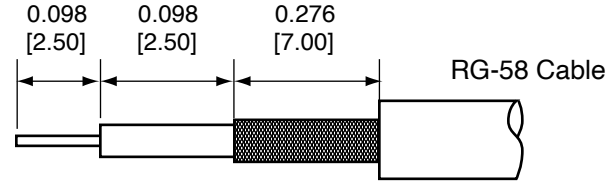
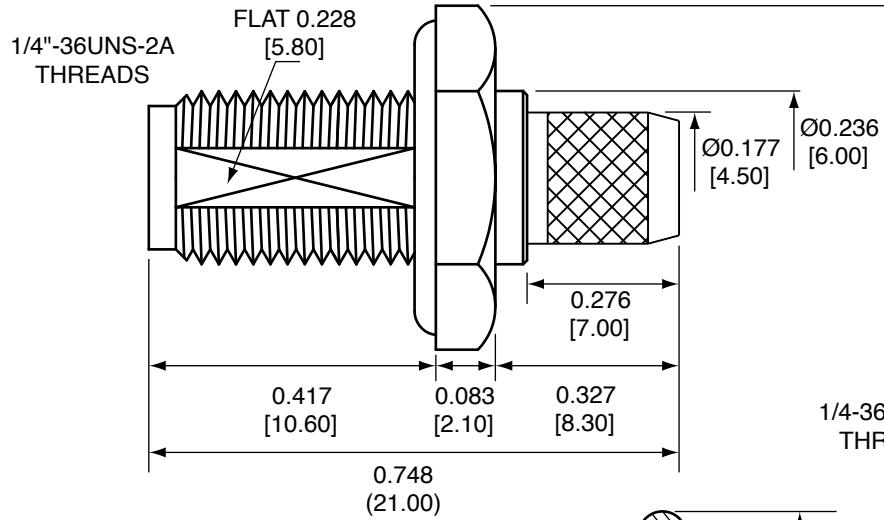


Description	Material	Finish
Body	Brass	Nickel
Pin	Brass	Gold
Insulation	PTFE	N/A
O-Ring	SI Rubber	Rubber
Crimp ring	Brass	Nickel
Washer	Brass	Nickel
Nut	Brass	Nickel
Heat Shrink	Polyolefin	Black



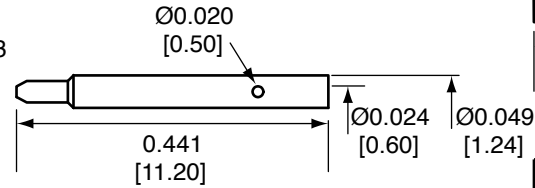
RECOMMENDED CABLE STRIPPING DIMENSIONS

REVISIONS			
REV	DESCRIPTION	DATE	APPV
B	Updated footprint and dimensions; Added new title block	10-JUL-12	SAH

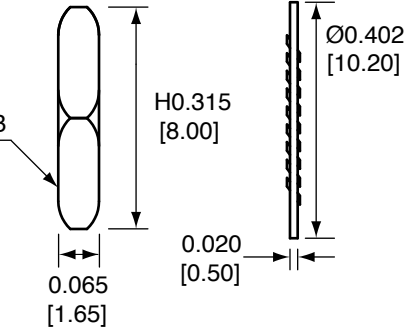


SIDE VIEW

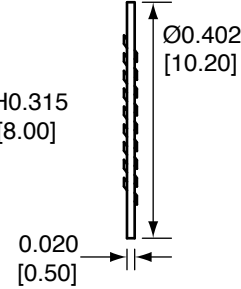
1/4-36UNS-2B
THREADS



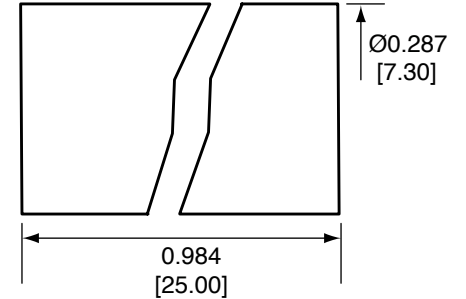
PIN



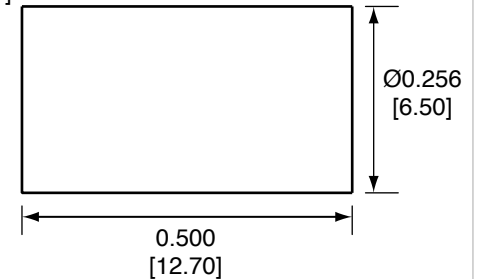
NUT



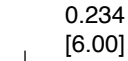
WASHER



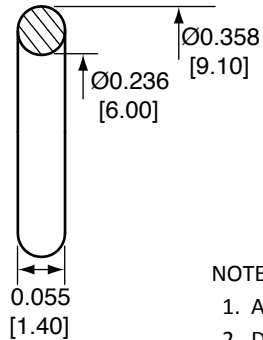
HEAT SHRINK



CRIMP RING



RECOMMENDED MOUNTING HOLE



O-RING

NOTES: (UNLESS OTHERWISE SPECIFIED)

1. ALL DIMENSIONS ARE IN INCHES [mm].
2. DIMENSIONS APPLY AFTER FINISHING.
3. MANUFACTURE TO BE COMPLIANT WITH EU RoHS DIRECTIVE.
4. SAFETY BREAK ALL SHARP CORNERS AND EDGES .02 MAXIMUM.

CONSMSA014-R58 ASSEMBLY INSTRUCTIONS

1. Strip the cable to recommended dimensions.
2. Slip heat shrink and crimp ring onto stripped cable.
3. Insert o-ring into groove in the nut on body.
4. Solder the pin to the center conductor.
5. Insert the pin, center conductor, and insulation into the body.
6. Wrap the braid around the tail of the body and crimp the ring with 0.213" hex crimp tool (or one labeled for use with RG-58 cable).
7. Use heat shrink to cover crimp.
8. Use the nut and washer to secure the connector to a case. (2.50mm maximum wall thickness)

©2023 TE Connectivity. All Rights Reserved.

WARNING: THIS DRAWING CONTAINS PROPRIETARY INFORMATION THAT IS THE SOLE PROPERTY OF LINX TECHNOLOGIES, AND SHALL BE TREATED AS SUCH. NO DISCLOSURE OR REPRODUCTION OF THIS DOCUMENT IS PERMITTED, IN WHOLE OR IN PART, WITHOUT THE EXPRESS WRITTEN PERMISSION OF LINX TECHNOLOGIES OR ITS DESIGNATED AGENTS.

MATERIAL:	TOLERANCES: .020 [0.50]-.200 [5.00]= ±.008 [0.20] .200 [5.00]-1.200 [30.00]= ±.016 [0.40] 1.20 [30.0]-4.75 [120.0]= ±.024 [0.60] 4.75 [120.0]-12.40 [315.0]= ±.040 [1.0]	PROJECTION:
FINISH:	DRAWN: B.MURPHY	DT: 10-JUL-12
	ENGR: S.HOGAN	DT: 10-JUL-12



TITLE: RP-SMA FEMALE BULKHEAD MOUNT CABLE END CRIMP WITH O-RING FOR RG58 CABLE		
SIZE A	DWG. NO. CONREVSMA014-R58	REV B
SCALE: 2:1	DO NOT SCALE DRAWING	SHEET 1 OF 1