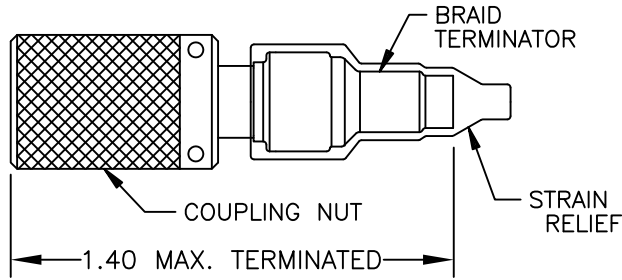
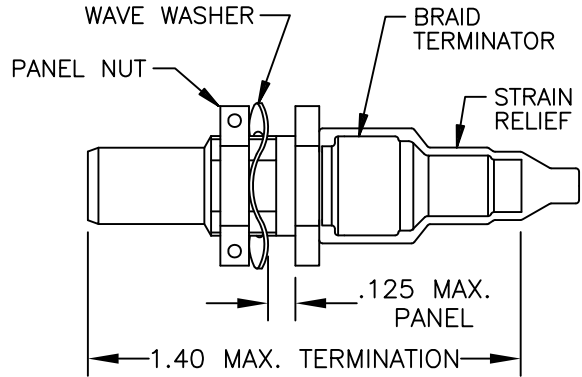


REVISIONS			
LTR	DESCRIPTION	DATE	APPROVED
NC	INITIAL RELEASE PER DCR# T-21465	5/29/97	M.HOBSON
A	REVISED PER DCR# T21661	97OCT17	M.HOBSON
B	REVISED DRAWING PER ECO-11-012981	22JUN2011	E.CHEN



PLUG ASSEMBLY: D-621-0911



JACK ASSEMBLY: D-621-0912

TABULATION TABLE		
KIT	CONNECTOR	CONTACT, TWINAXIAL
DK-621-0911-P	PLUG	PIN
DK-621-0911-S	PLUG	SOCKET
DK-621-0912-P	JACK	PIN
DK-621-0912-S	JACK	SOCKET

NOTES:

1.0 REFER TO THE FOLLOWING TE CUSTOMER DRAWINGS (CD) FOR INDIVIDUAL COMPONENT DETAILS.

- D-621-0911/0912 CONNECTOR, TRIAXIAL, THREADED, COUPLED
- D-602-0126 CONTACT, PIN, TWISTED PAIR
- D-602-0127 CONTACT, SOCKET, TWISTED PAIR
- (D-600-0032) BRAID TERMINATOR
- (D-600-0919) LOW OUTGASSING STRAIN RELIEF


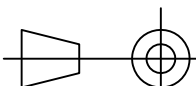
2.0 CONNECTORS ARE QUALIFIED TO RAYCHEM SPECIFICATION D-6025.

3.0 TERMINATION PROCEDURE: RAYCHEM ES 61162.

4.0 THE USE OF PURE TIN IS PROHIBITED UNLESS IT CONTAINS A MIN OF 3% ALLOYING ELEMENTS.

© 2011 Tyco Electronics Corporation. All Rights Reserved.

Raychem Databus
CUSTOMER DRAWING

UNLESS OTHERWISE SPECIFIED DIMENSIONS ARE IN INCHES. METRIC DIMENSIONS ARE IN BRACKETS.	DRAWN	ZS.O.	97MAY29	 TE Connectivity
	REDRAWN	MHOBSON	97JUL3	
	APPROVED			
	APPROVED			
DECIMALS .XXX ± — [— mm] .XX ± — [— mm]	CAD NAME D-621-0911_0912-X_B			TITLE KITS FOR D-621-0911/0912 TRIAxIAL CONNECTORS MIL-STD-1553
ANGLES .X — ± —	THIRD ANGLE PROJECTION		SIZE A	CODE IDENT. NO. 06090
WEIGHT — lbs [— g]			DWG. NO. DK-621-0911/0912-X	REV B
			DO NOT SCALE THIS DRAWING	SHEET 1 OF 1