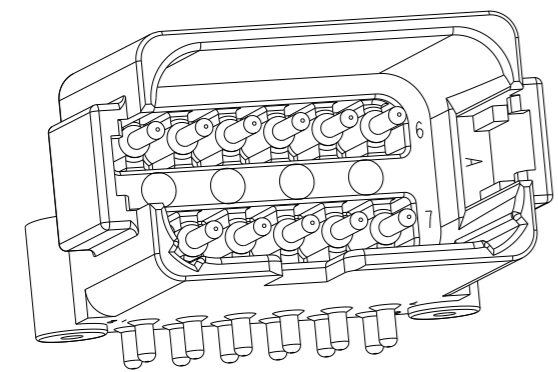
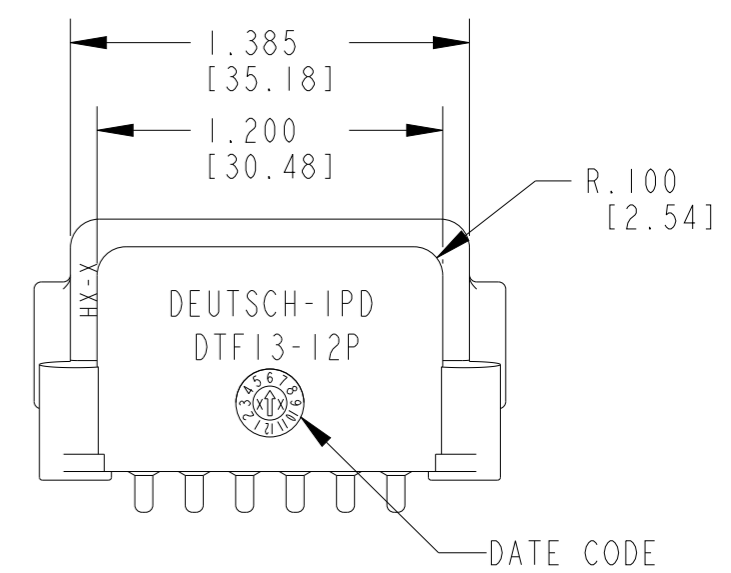
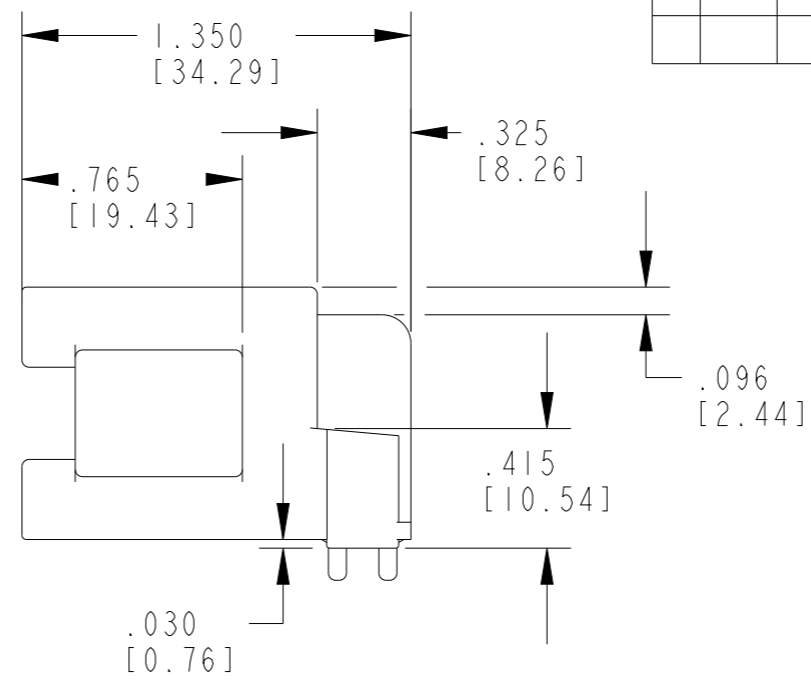
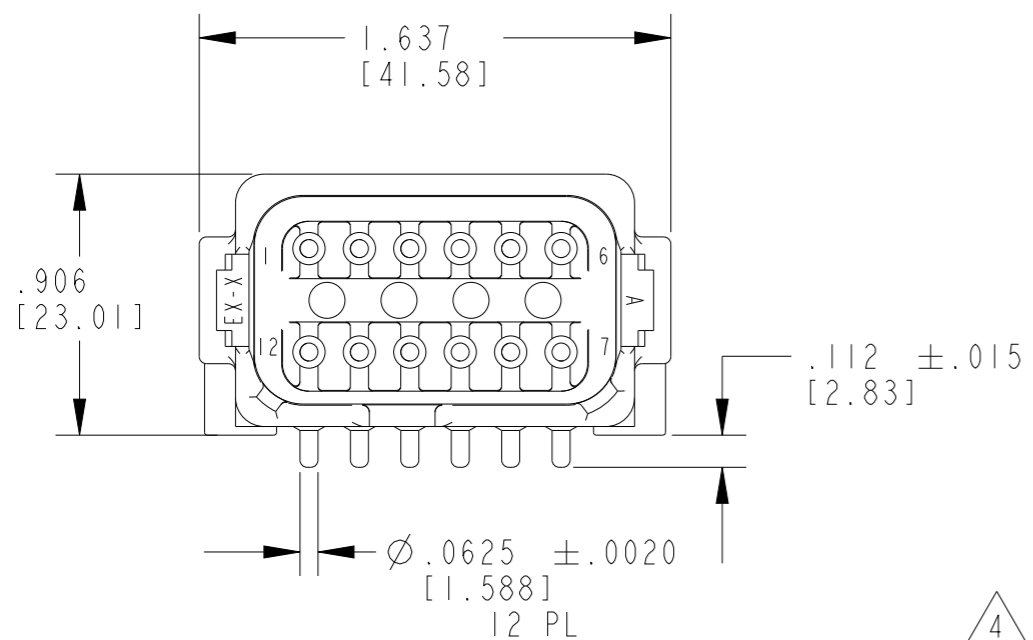
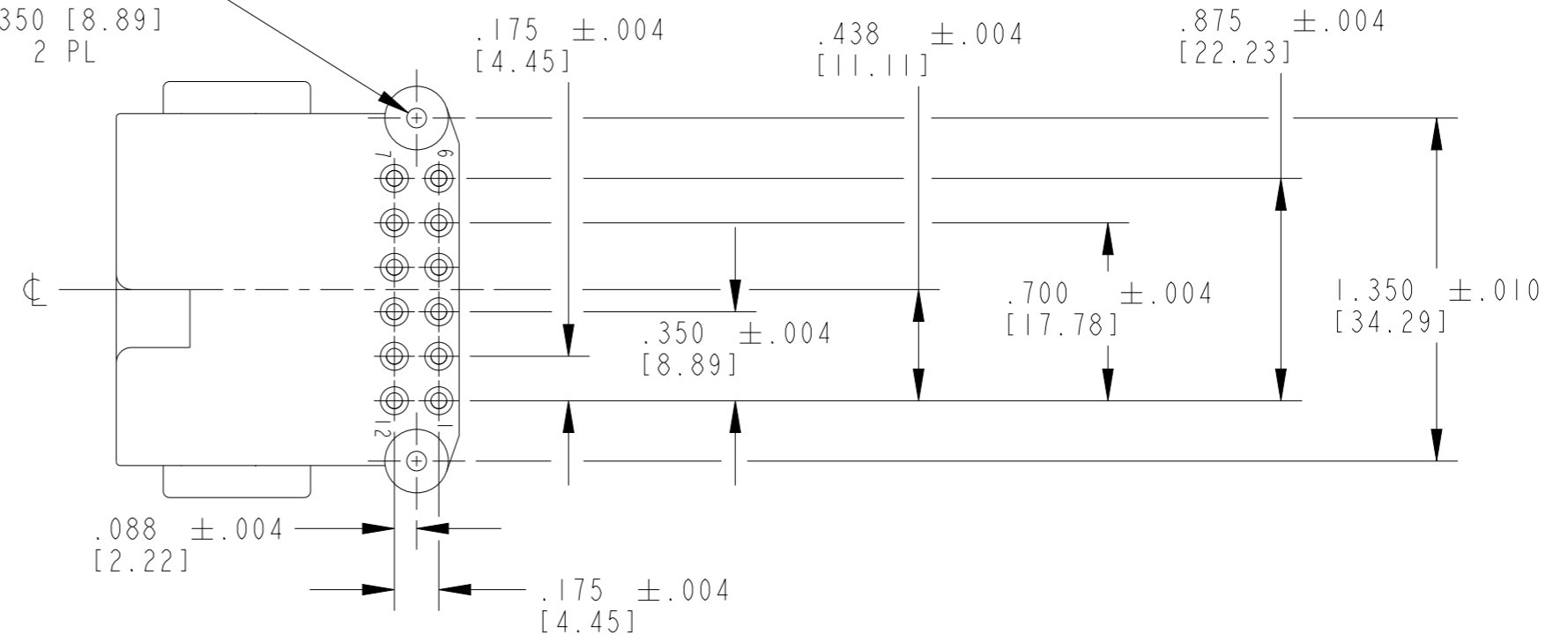


P	LTR	DESCRIPTION	DATE	DWN	APVD
	A1	ECR-21-108593	07JUL2021	DRK	IG



3D VIEW

4 Ø.077 [1.96]  
↓ .350 [8.89]  
2 PL



4 RECOMMENDED SCREW: 2-28 [M2.26X0.91]. PLASTITE 48, SINGLE HELIX  
RECOMMENDED TORQUE: 0.75-1.5 IN-LB [0.08-0.16 N-m]

3 THE RECEPTACLE MATES WITH DT06-12X-XXXX PLUG  
(X = A, B, C, D KEYS; XXXX: ALL MODIFICATIONS)  
CONSULT FACTORY FOR MODIFICATIONS

2 PIN PLATING: GOLD OVER NICKLE OVER COPPER UNDERPLATE (Sn/Ni/Cu)  
ENTIRE LENGTH OF PIN  
(RoHS COMPLIANT)

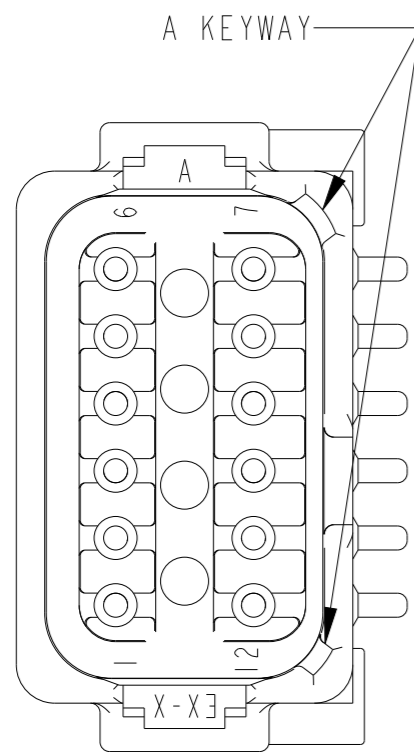
1 MATERIAL: HOUSING - PA46 GF30 (SEE SHEETS 2 FOR COLORS)  
PINS - COPPER ALLOY

NOTES:

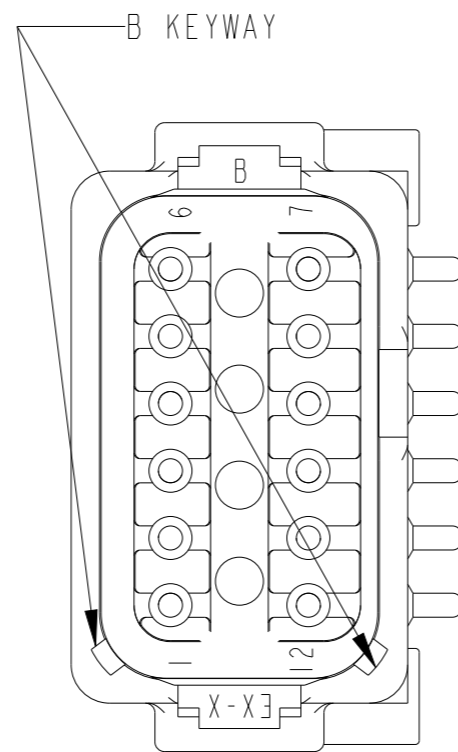
THIS DRAWING IS A CONTROLLED DOCUMENT.		DWN P. BURKE 12JUN2001	TE Connectivity													
DIMENSIONS: INCHES [mm]		CHK J APOSTOL 25JUN2001														
TOLERANCES UNLESS OTHERWISE SPECIFIED: ±0.025 [0.64mm]		APVD S BEARD 25JUN2001	NAME 12 WAY RECEPTACLE 90 DEG FLANGELESS DTF SERIES													
<table border="1"> <tr> <td>0 PLC</td> <td>±-</td> </tr> <tr> <td>1 PLC</td> <td>±-</td> </tr> <tr> <td>2 PLC</td> <td>±-</td> </tr> <tr> <td>3 PLC</td> <td>±-</td> </tr> <tr> <td>4 PLC</td> <td>±-</td> </tr> <tr> <td>ANGLES</td> <td>±</td> </tr> </table>		0 PLC	±-	1 PLC	±-	2 PLC	±-	3 PLC	±-	4 PLC	±-	ANGLES	±	PRODUCT SPEC	SIZE A3	
0 PLC	±-															
1 PLC	±-															
2 PLC	±-															
3 PLC	±-															
4 PLC	±-															
ANGLES	±															
MATERIAL		APPLICATION SPEC	CAGE CODE 11139	DRAWING NO DTF13-12PX-G003												
FINISH		WEIGHT	RESTRICTED TO													
		CUSTOMER DRAWING	SCALE 3:2	SHEET 1 OF 2												
			REV A1													

REVISIONS

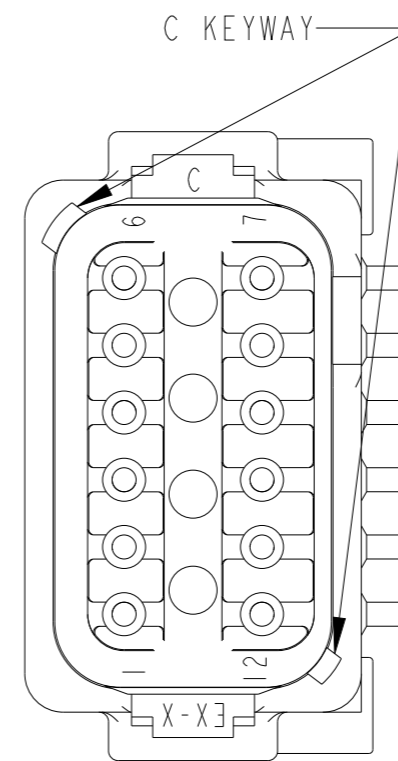
P	LTR	DESCRIPTION	DATE	DWN	APVD
-	-	SEE SHEET 1	-	-	-



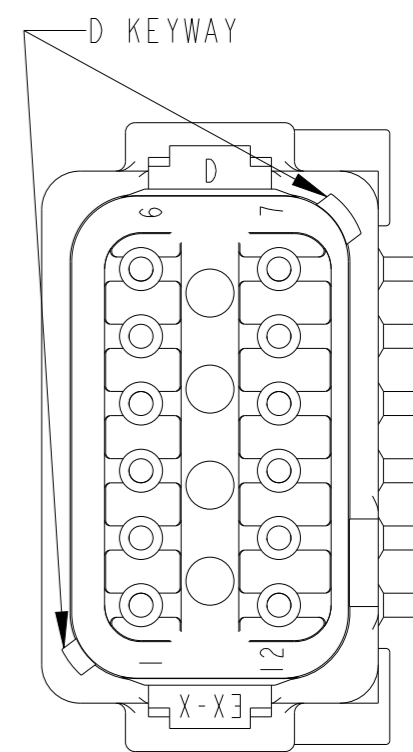
**DTF13-12PA-G003**  
COLOR: GREY



**DTF13-12PB-G003**  
COLOR: BLACK



**DTF13-12PC-G003**  
COLOR: GREEN



**DTF13-12PD-G003**  
COLOR: BROWN

THIS DRAWING IS A CONTROLLED DOCUMENT.

DWN P. BURKE 12JUN2001

CHK J APOSTOL 25JUN2001

APVD S BEARD 25JUN2001

PRODUCT SPEC

APPLICATION SPEC

WEIGHT

CUSTOMER DRAWING



TE Connectivity

NAME  
12 WAY RECEPTACLE  
90 DEG FLANGELESS  
DTF SERIES

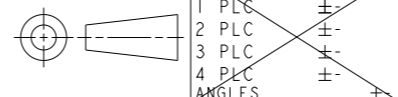
SIZE CAGE CODE DRAWING NO RESTRICTED TO

A3 11139 C-DTF13-12PX-G003 -

SCALE 2:1 SHEET 2 OF 2 REV A1

DIMENSIONS:  
INCHES [mm]

TOLERANCES UNLESS  
OTHERWISE SPECIFIED:  
±0.025 [0.64mm]



- 0 PLC ±-
- 1 PLC ±-
- 2 PLC ±-
- 3 PLC ±-
- 4 PLC ±-
- ANGLES ±

MATERIAL



FINISH

-