



HCR8819M3

Rotatable Shell Omni-Directional Antenna
880-960 MHz / 1710-1880 MHz /
1850-1990 MHz

The HCR Rotatable Shell Omnidirectional Antenna is a tough low-profile antenna for outdoor or indoor applications.

This antenna provides frequency agility, low visibility wide bandwidth and a low angle radiation pattern that is superior to traditional gain antennas in most applications. The HCR Rotatable Shell Omnidirectional Antenna is available in various industry standard mounting configurations including a threaded permanent stud mount model for vandal resistant mounting on brackets, panels, ceilings or any other kind of housing.

FEATURES AND BENEFITS

- Multi-band operation: 824-894 MHz/1710-1880 MHz/1850-1990 MHz
- Meets IP67 protection rating for dust tight seal and temporary water immersion
- Permanent mount provides vandal resistant protection for remote installations
- Conformance to RoHS

ELECTRICAL SPECIFICATION

Operating Frequency (MHz)	880-960	1710-1880	1850-1990
Gain, dBi (Max)	2.3	3.0	3.1
VSWR, max	2.0:1		
Nominal Impedance (Ohms)	50		
Max Power - Ambient 25°C (W)	50		
Polarization	Vertical (linear)		
Azimuth Beamwidth	360°, Omnidirectional		

MECHANICAL SPECIFICATION

Dimensions - diameter x height - mm (inches)	36.5 x 83.8 (1.43 x 3.3)
Weight - kg (lbs.)	0.106 (0.23)
Radome Material	PC, UV Stable, UL 94V0 Material

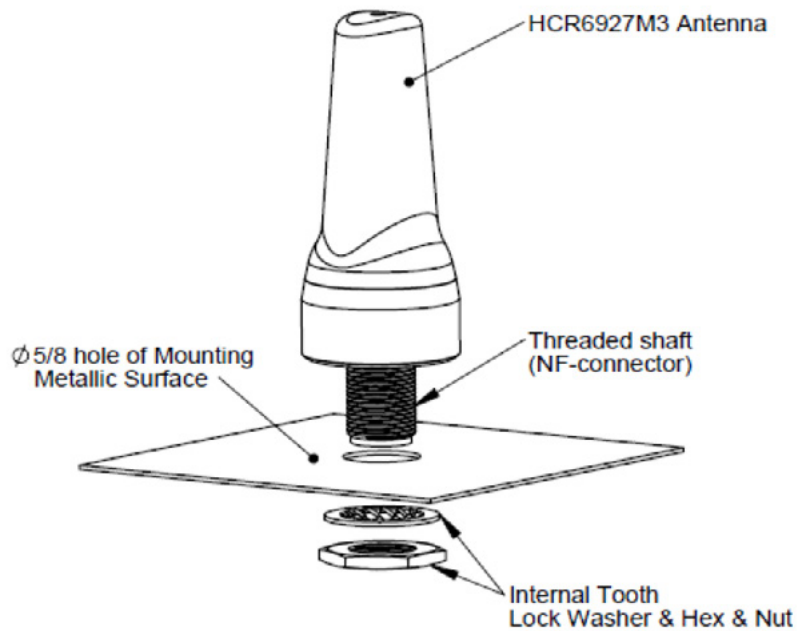
ENVIRONMENTAL SPECIFICATIONS

Operating Temperature - °C (°F)	30° C to +70° C (-22° F to 158° F)
Storage Temperature - °C (°F)	- 40° C to +85° C (-40° F to 185° F)
Wind Survival - km/hr (mph)	282 (175)
Material Substance Compliance	RoHS

CONFIGURATION

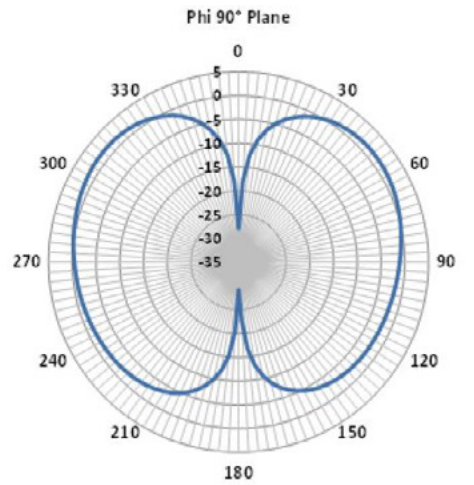
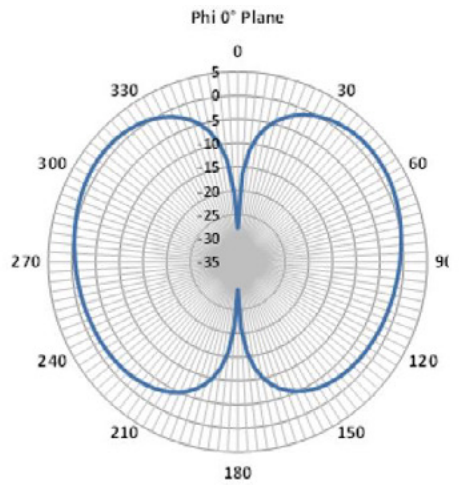
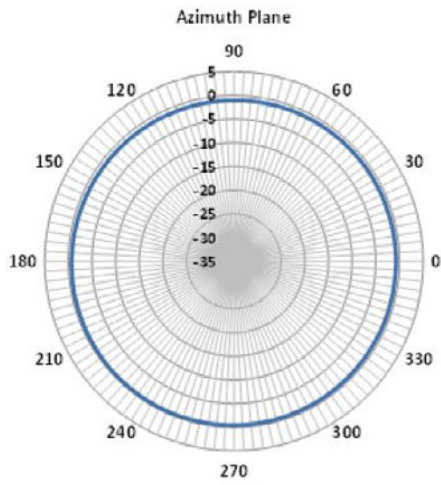
PART NUMBER	DESCRIPTION
HCR8819M3NBN-001	NMO Mount, Black, No Logo
HCR8819M3NWN-001	NMO Mount, White, No Logo
HCR8819M3PBN-001	P Mount, Black, No Logo
HCR8819M3WBN-001	P Mount, White, No Logo

MECHANICAL DRAWING

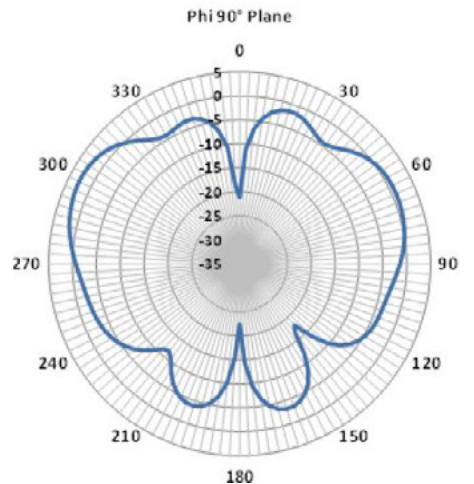
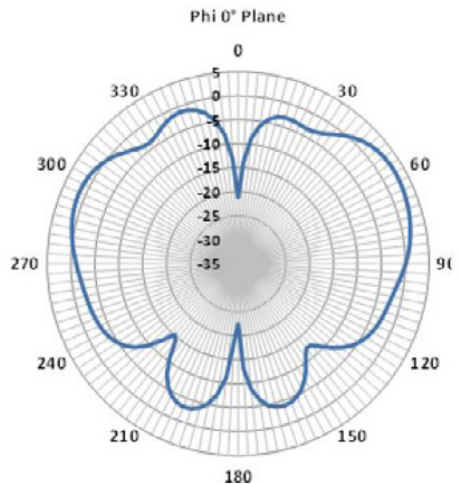
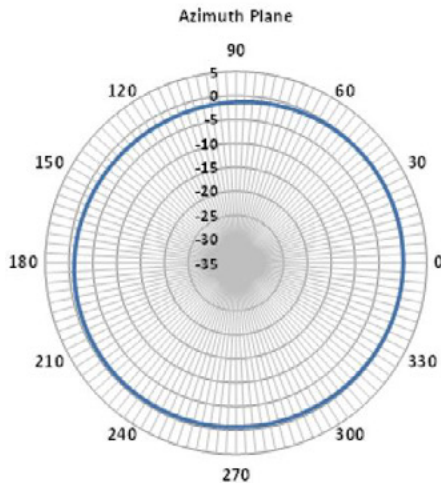


RADIATION PATTERN

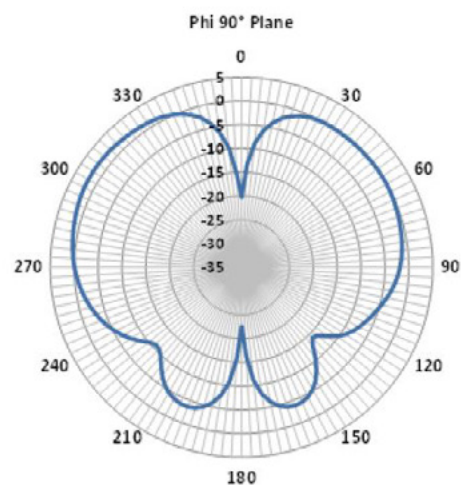
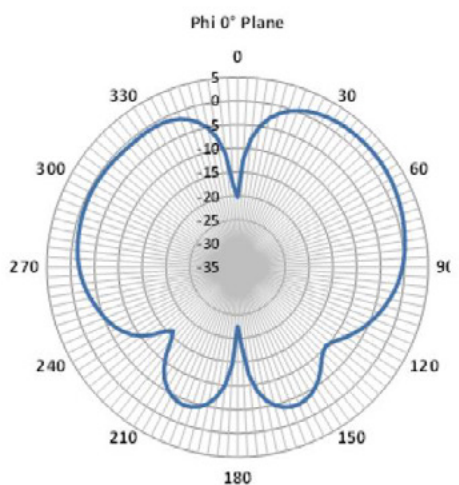
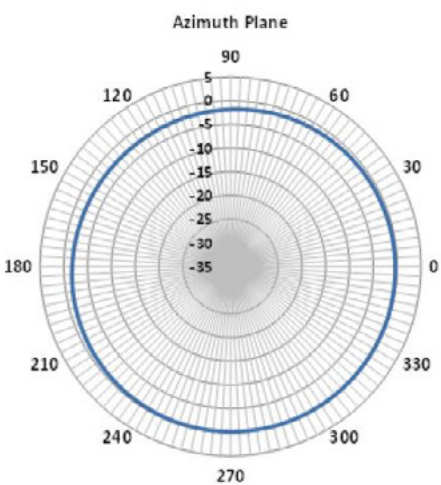
880 MHz (30 cm ground plane)



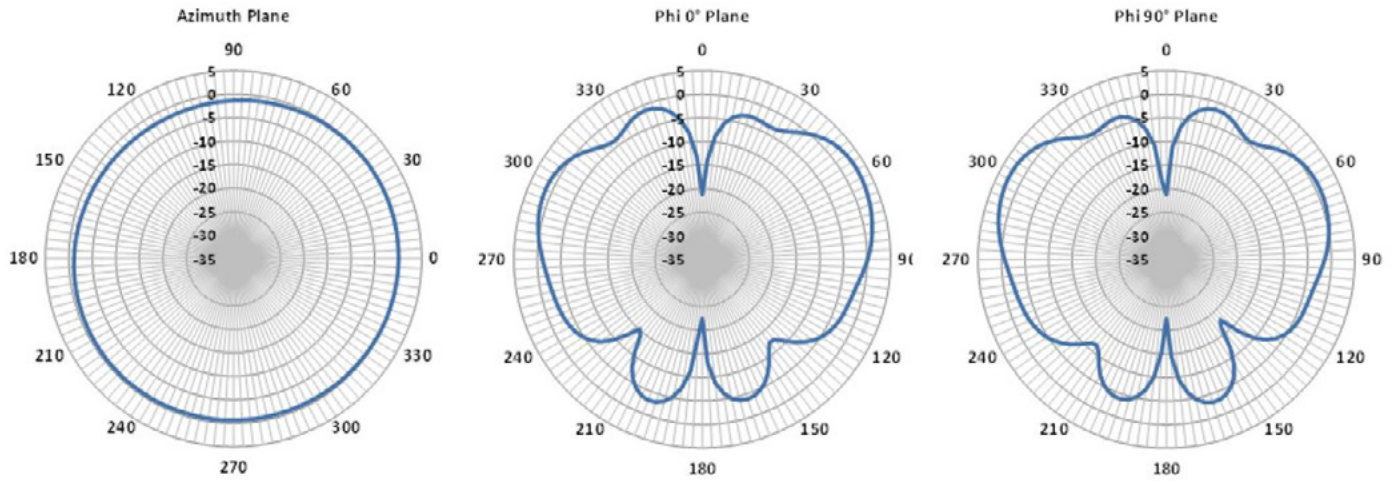
960 MHz (30 cm ground plane)



1710 MHz (30 cm ground plane)



1990 MHz (30 cm ground plane)



TE TECHNICAL SUPPORT CENTER

USA:	+1 (800) 522-6752
Canada:	+1 (905) 475-6222
Mexico:	+52 (0) 55-1106-0800
Latin/S. America:	+54 (0) 11-4733-2200
Germany:	+49 (0) 6251-133-1999
UK:	+44 (0) 800-267666
France:	+33 (0) 1-3420-8686
Netherlands:	+31 (0) 73-6246-999
China:	+86 (0) 400-820-6015

te.com

TE, and TE connectivity (logo) are trademarks owned or licensed by the TE Connectivity Ltd. family of companies. All other logos, products and/or company names referred to herein might be trademarks of their respective owners.

The information given herein, including drawings, illustrations and schematics which are intended for illustration purposes only, is believed to be reliable. However, TE Connectivity makes no warranties as to its accuracy or completeness and disclaims any liability in connection with its use. TE Connectivity's obligations shall only be as set forth in TE Connectivity's Standard Terms and Conditions of Sale for this product and in no case will TE Connectivity be liable for any incidental, indirect or consequential damages arising out of the sale, resale, use or misuse of the product. Users of TE Connectivity products should make their own evaluation to determine the suitability of each such product for the specific application.

TE Connectivity warrants to the original end user customer of its products that its products are free from defects in material and workmanship. Subject to conditions and limitations TE Connectivity will, at its option, either repair or replace any part of its products that prove defective because of improper workmanship or materials. This limited warranty is in force for the useful lifetime of the original end product into which the TE Connectivity product is installed. Useful lifetime of the original end product may vary but is not warranted to exceed one (1) year from the original date of the end product purchase.

©2022 TE Connectivity. All Rights Reserved.

08/22 Original