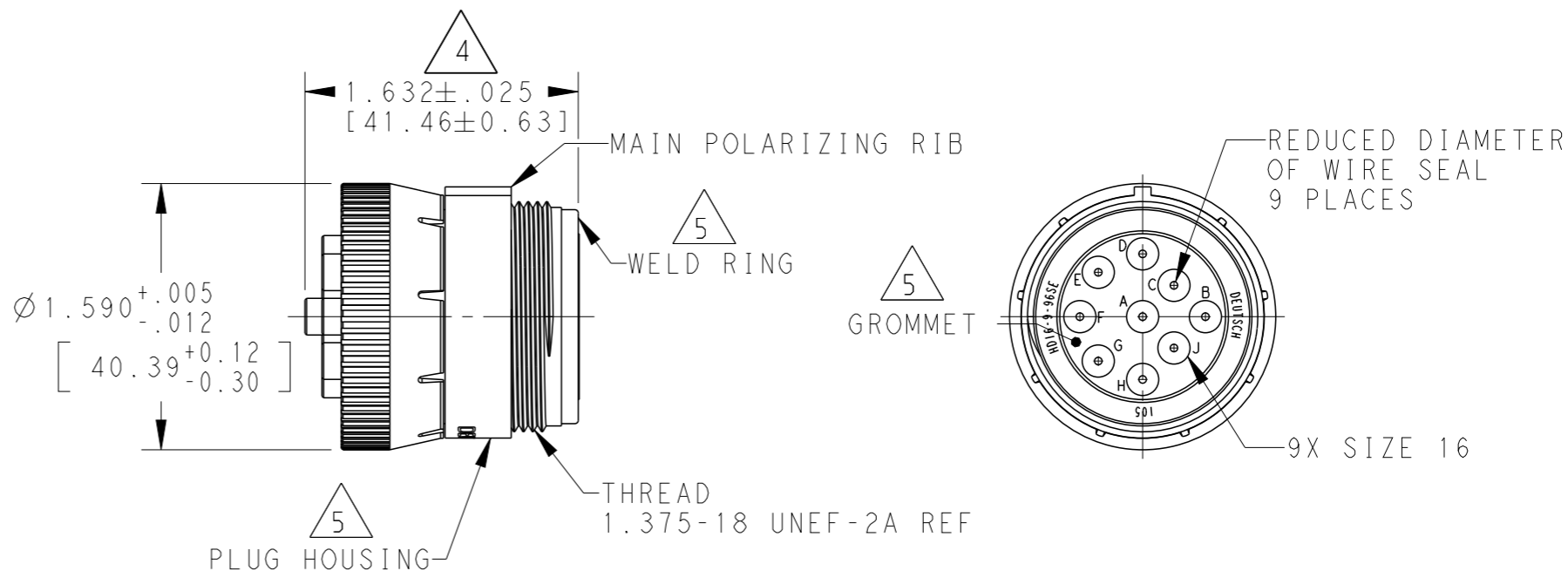
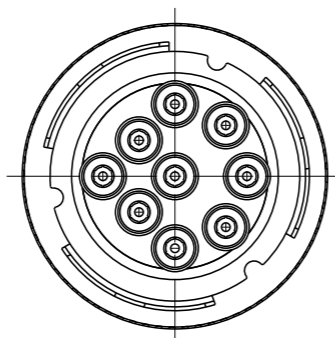
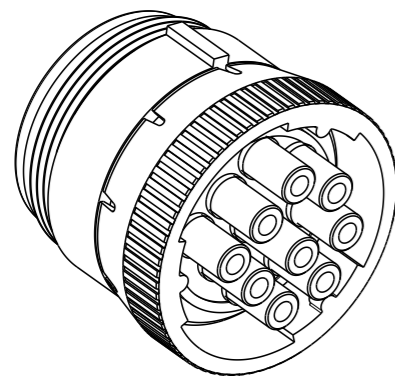


LOC	DIST	REVISIONS			
P	LTR	DESCRIPTION	DATE	DWN	APVD
-	-	B	REVISED PER E.O. P17740	26APR2002	- RDR
		C	REVISED PER E.O. P21133	29SEP2001	- RDR
		D	REVISED PER E.O. P21366	4JUN2012	- RDR
		D1	REVISED PER ECO-14-002953	29JAN2014	PV DM



- 5. MATERIAL:
 PLUG HOUSING AND WELD RING: PA 15%GF (GREY)
 GROMMET: SILICONE (RED)
- 4. OVERALL DIMENSION DOES NOT INCLUDE RUBBER GROMMET.
- 3. THIS PLUG MATES WITH FOLLOWING RECEPTACLE
 HD10-9-96PX-XXXX
 HD14-9-96PX-XXXX
 (X = SEAL TYPE, XXXX = ALL MODIFICATIONS).
- 2. SEE DRAWING 0425-015-0000 FOR CONTACT AND WIRE PERFORMANCE AND APPLICATION CHARACTERISTICS
- 1. SEE TABLE FOR USABLE WIRE RANGE AND INSULATION RANGE.

CONTACT SIZE	MINIMUM O.D.	MAXIMUM O.D.	WIRE RANGE [mm ²] 2
16	.053 [1.35]	.120 [3.05]	14-20 AWG [2.0-.50]

NOTES:

THIS DRAWING IS A CONTROLLED DOCUMENT.		DWN D. SPENCER 15MAR1999		TE TE Connectivity	
DIMENSIONS: INCHES [mm]		CHK I. GRANTCHAROVA 18SEP2013			
		TOLERANCES UNLESS OTHERWISE SPECIFIED:		NAME PLUG CONNECTOR HD10 SERIES ARR. 9-96 E SEAL COLOR: GREY	
		0 PLC ± 1 PLC ± 2 PLC ± 3 PLC ±.025 4 PLC ± ANGLES ±0° 30' 0"			
MATERIAL 5		FINISH -		PRODUCT SPEC - APPLICATION SPEC - WEIGHT 37.50 (g)	
		Customer Drawing		SIZE A3 CAGE CODE 00779 DRAWING NO. C-HD16-9-96SE	RESTRICTED TO -
				SCALE 1:1	SHEET 1 OF 1 REV D1