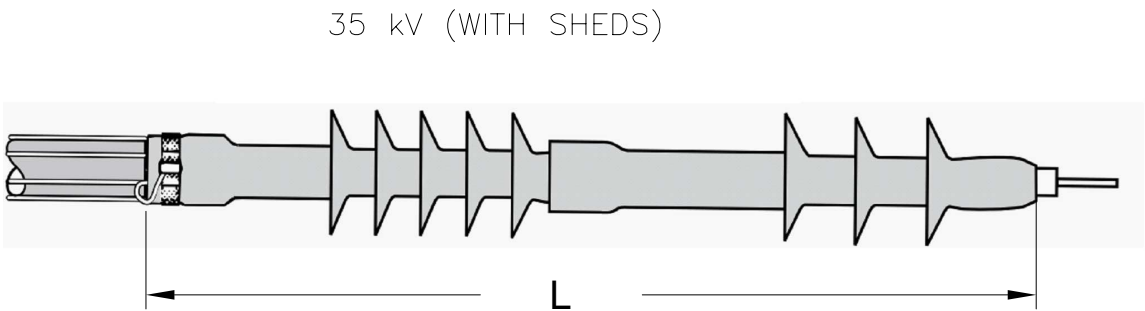
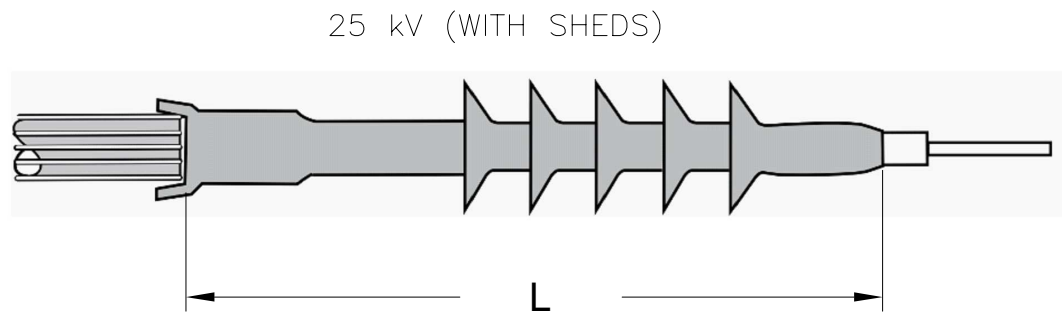
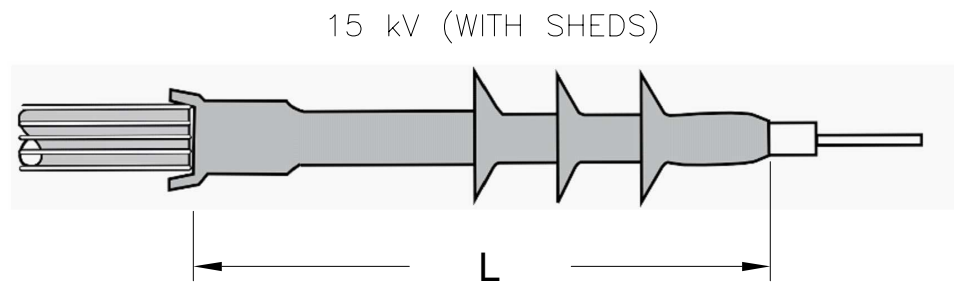


REVISIONS					
P	LTR	DESCRIPTION	DATE	DWN	APVD
1		NEW DRAWING	09SEP2021	GSK	VC

TYPE	VOLTAGE CLASS	CATALOG NUMBER			# OF SKIRTS	INSTALLED LENGTH L
		CN AND JCN CABLE	TAPE SHIELDED CABLE	LC SHIELDED CABLE		
TFT-E 1/C TERMINATION FOR SHIELDED POWER CABLE 5/8/15kV (WITHOUT SHEDS)	5/8/15 kV	-	TFT-151E-G	-	0	10.5"
		-	TFT-152E-G	-	0	10.5"
		-	TFT-153E-G	-	0	10.5"
15 kV (WITH SHEDS)	15 kV	TFT-151E	TFT-151E-SG	TFT-151E-SLC	3	11.5"
		TFT-152E	TFT-152E-SG	TFT-152E-SLC	3	11.5"
		TFT-153E	TFT-153E-SG	TFT-153E-SLC	3	11.5"
		TFT-154E	TFT-154E-SG	TFT-154E-SLC	3	11.5"
25 kV (WITH SHEDS)	25 kV	TFT-251E	TFT-251E-SG	TFT-251E-SLC	5	15"
		TFT-252E	TFT-252E-SG	TFT-252E-SLC	5	15"
		TFT-253E	TFT-253E-SG	TFT-253E-SLC	5	15"
		TFT-254E	TFT-254E-SG	TFT-254E-SLC	5	15"
35 kV (WITH SHEDS)	35 kV	TFT-352E	TFT-352E-SG	TFT-352E-SLC	8	25"
		TFT-353E	TFT-353E-SG	TFT-353E-SLC	8	25"
		TFT-354E	TFT-354E-SG	TFT-354E-SLC	8	25"



NOTES:

1. THE -SG AND -SLC KITS CONTAIN A SOLDER-BLOCKED GROUND BRAID AND A SOLDERLESS GROUND CLAMP.
2. SELECT THE APPROPRIATE CATALOG NUMBER. SELECTIONS ARE BASED ON THE TYPICAL DIMENSIONS OF 100% INSULATED CABLES AND THE DIMENSIONS OF COMMONLY USED CONNECTORS MANUFACTURED IN ACCORDANCE WITH AEIC STANDARD. NOMINAL INSULATION THICKNESS (100%): 15 KV: 175 MILS, 25 KV: 260 MILS, 35 KV: 345 MILS. FOR CABLES MANUFACTURED TO OTHER SPECIFICATIONS, CONFIRM SELECTION WITH CABLE DIMENSIONS.
3. KITS DO NOT CONTAIN CONNECTORS; ORDER COMPRESSION OR SOLDER CONNECTORS SEPARATELY.
4. INSTALLED LENGTH MAY VARY DEPENDING ON CABLE DIMENSIONS AND CABLE CONNECTOR TYPE USED

THIS DRAWING IS A CONTROLLED DOCUMENT.		DWN SATHISH KUMAR G 09SEP2021																				
DIMENSIONS: mm		CHK VINCENT C. 09SEP2021	NAME VINCENT C.																			
TOLERANCES UNLESS OTHERWISE SPECIFIED:		APVD VINCENT C. 09SEP2021	PRODUCT SPEC TFT-E 1/C TERMINATION FOR SHIELDED POWER CABLE																			
<table border="1"> <tr><td>0 PLC</td><td>±</td><td>-</td></tr> <tr><td>1 PLC</td><td>±</td><td>-</td></tr> <tr><td>2 PLC</td><td>±</td><td>-</td></tr> <tr><td>3 PLC</td><td>±</td><td>-</td></tr> <tr><td>4 PLC</td><td>±</td><td>-</td></tr> <tr><td>ANGLES</td><td>±</td><td>-</td></tr> </table>		0 PLC	±	-	1 PLC	±	-	2 PLC	±	-	3 PLC	±	-	4 PLC	±	-	ANGLES	±	-	APPLICATION SPEC -	SIZE A2	CAGE CODE 00779
0 PLC	±	-																				
1 PLC	±	-																				
2 PLC	±	-																				
3 PLC	±	-																				
4 PLC	±	-																				
ANGLES	±	-																				
MATERIAL -	FINISH -	WEIGHT	DRAWING NO C-MV_CA_TFT-E_AMS	RESTRICTED TO -																		
CUSTOMER DRAWING			SCALE NTS	SHEET 1 OF 1																		
			REV 1																			