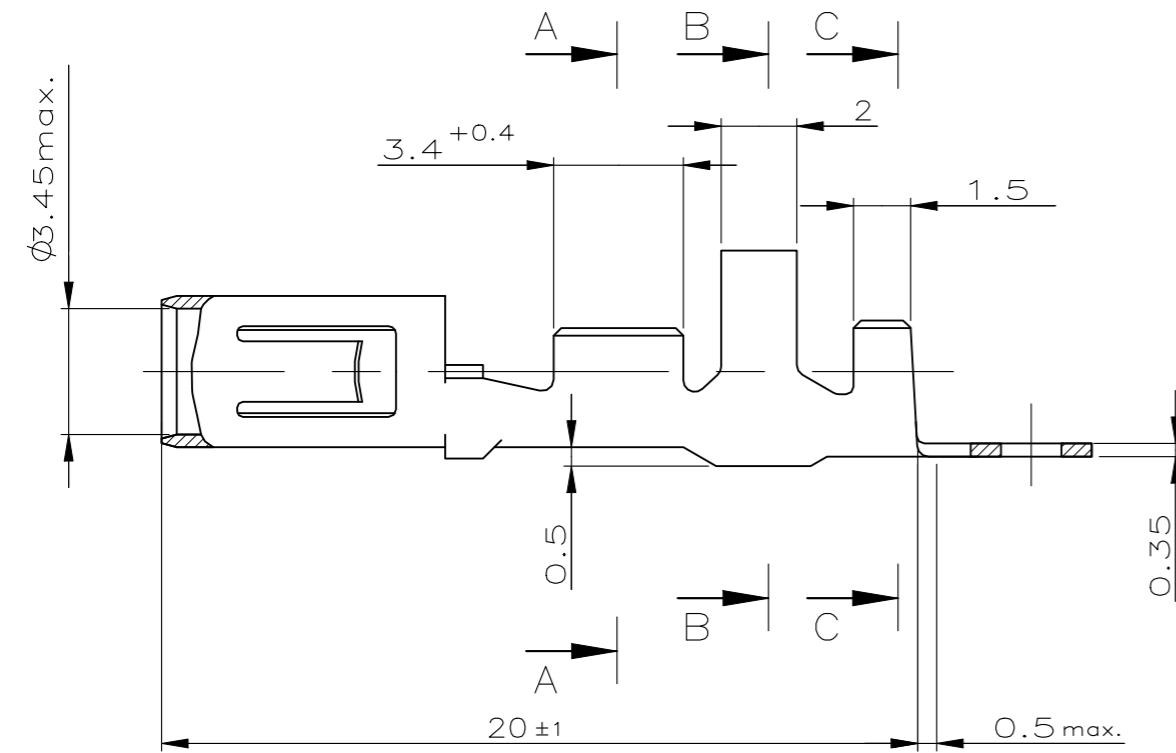
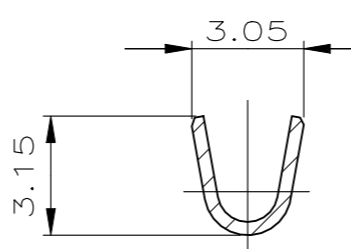


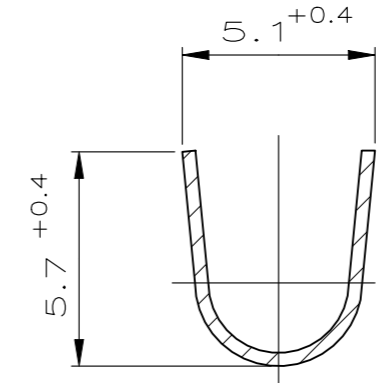
REVISIONS					
P	LTR	DESCRIPTION	DATE	DWN	APVD
	A1	NEW DRAWING CREATED	25.03.03	ABR	-
	A1	REVISED PER ECN-21-128636	02DEC2021	WLS	VS



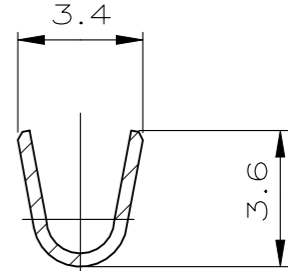
Schnitt SECTION A-A



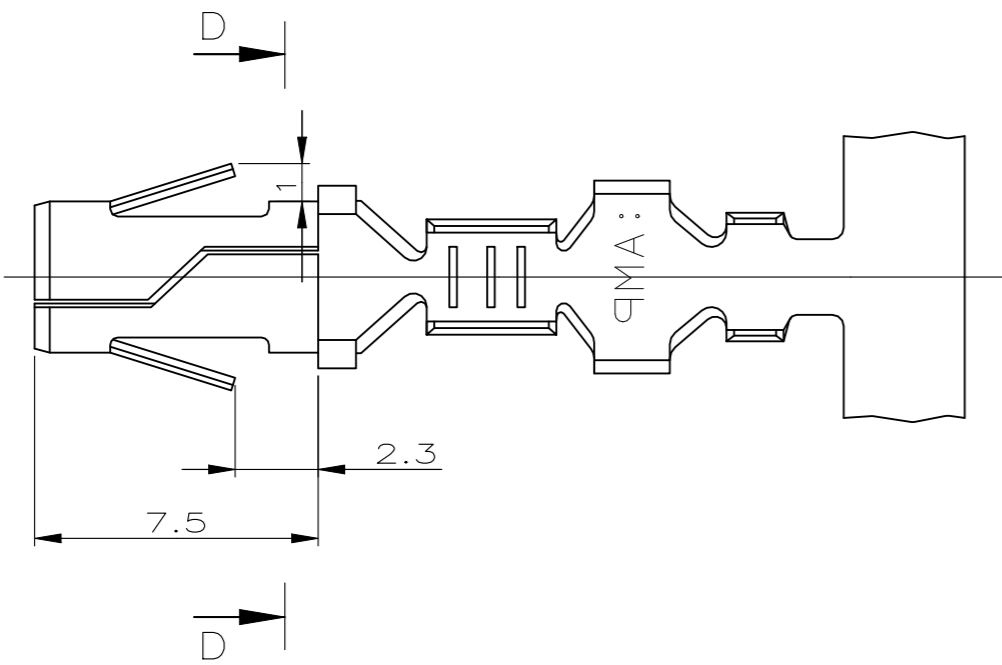
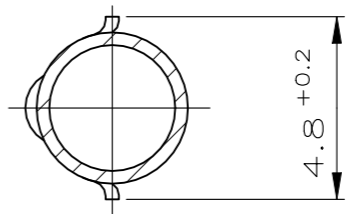
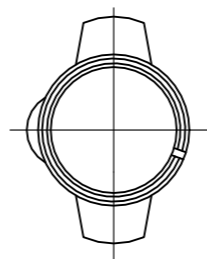
Schnitt SECTION B-B



Schnitt SECTION C-C



Schnitt SECTION D-D



-	-	-	-
PRETIN	CuSn4	926986-2	A
PRETIN	CuZn30	926986-1	A
FINISH	MATERIAL	AMP PART NO	REV.

THIS DRAWING IS A CONTROLLED DOCUMENT.		DWN Abraham,G. 24-MAR-03	TE Connectivity		
		CHK Kampmann,H. 25-MAR-03			
DIMENSIONS: mm	TOLERANCES UNLESS OTHERWISE SPECIFIED:	APVD -	NAME .140 DIA SOCKET		
	0 PLC ± - 1 PLC ± 0.2 2 PLC ± - 3 PLC ± - 4 PLC ± - ANGLES ± -	PRODUCT SPEC 108-1032	-		
MATERIAL -	FINISH -	APPLICATION SPEC 114-1007	SIZE A3	CAGE CODE 00779	DRAWING NO C-926986
		WEIGHT -	RESTRICTED TO -		
CUSTOMER DRAWING			SCALE 5:1	SHEET 1 OF 1	REV A1