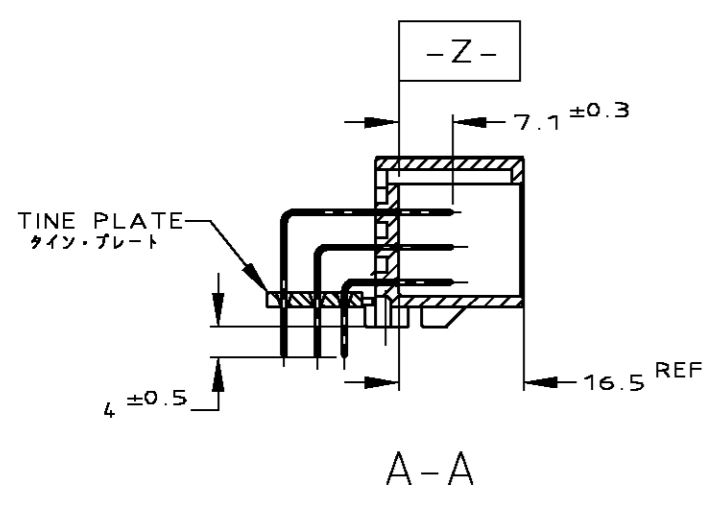
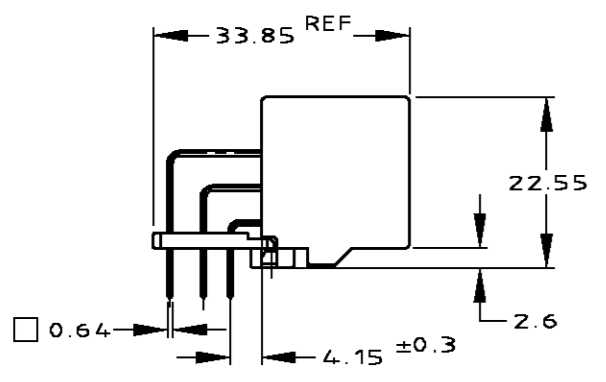
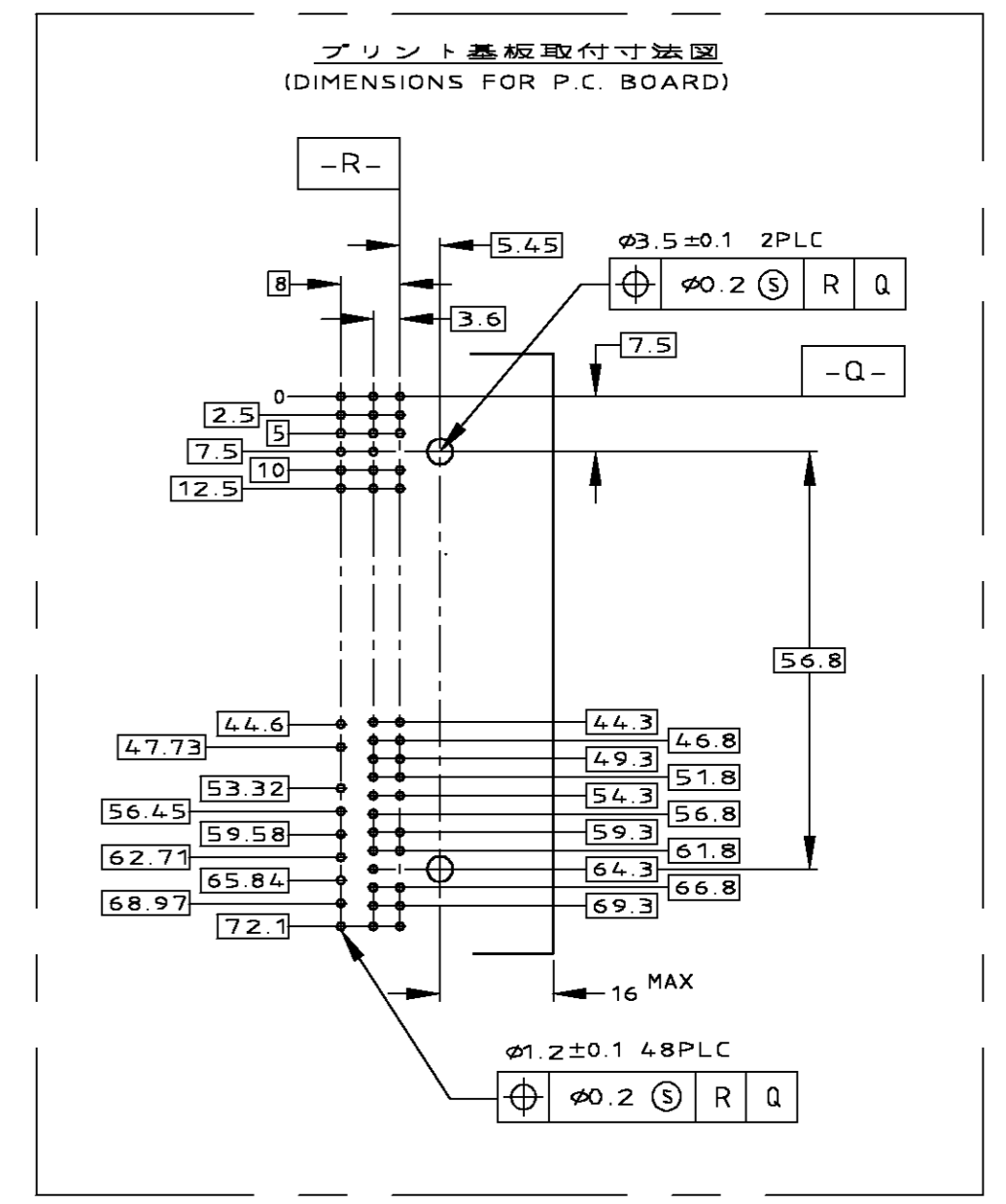
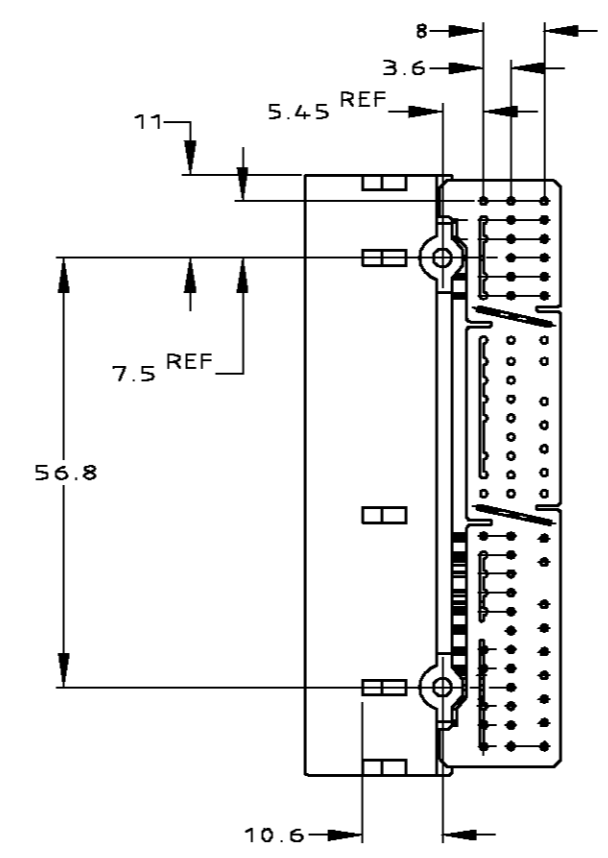
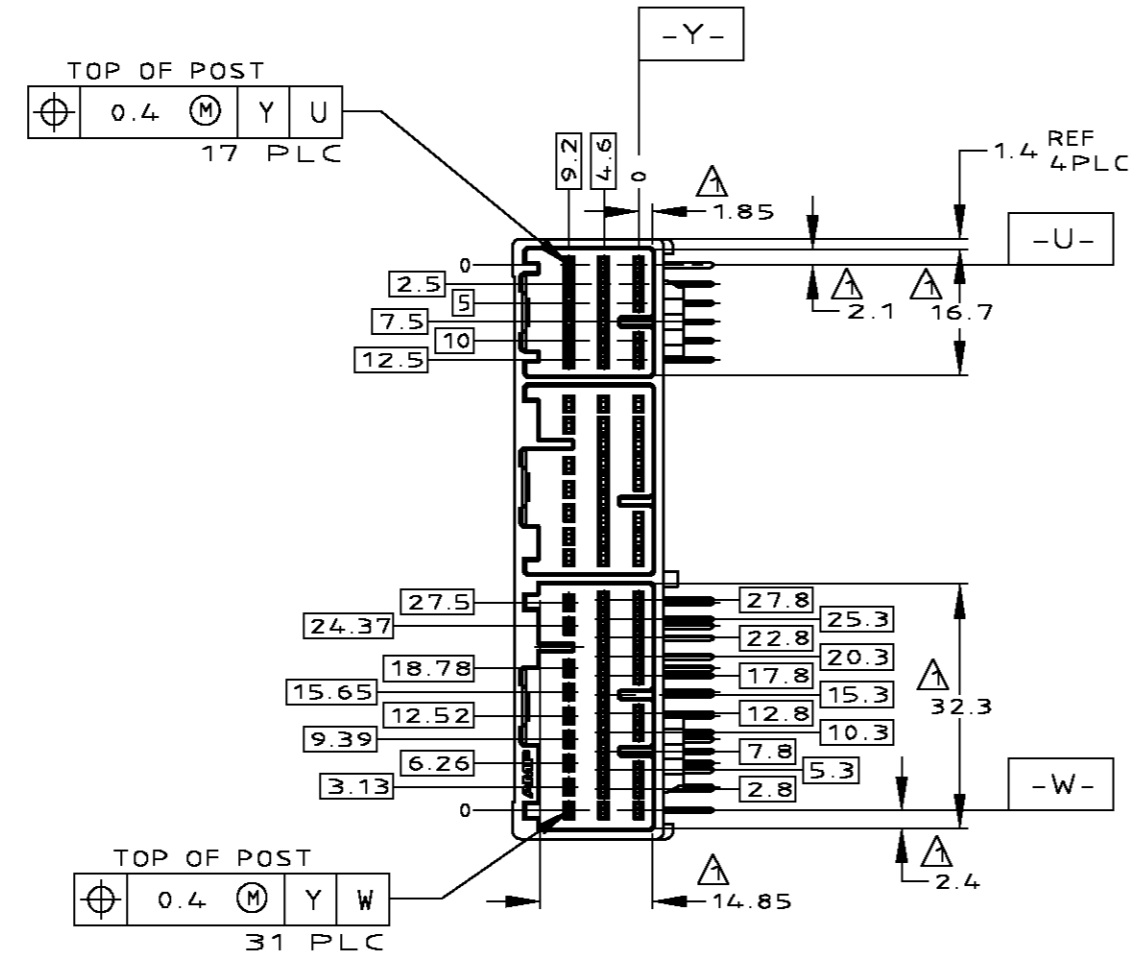
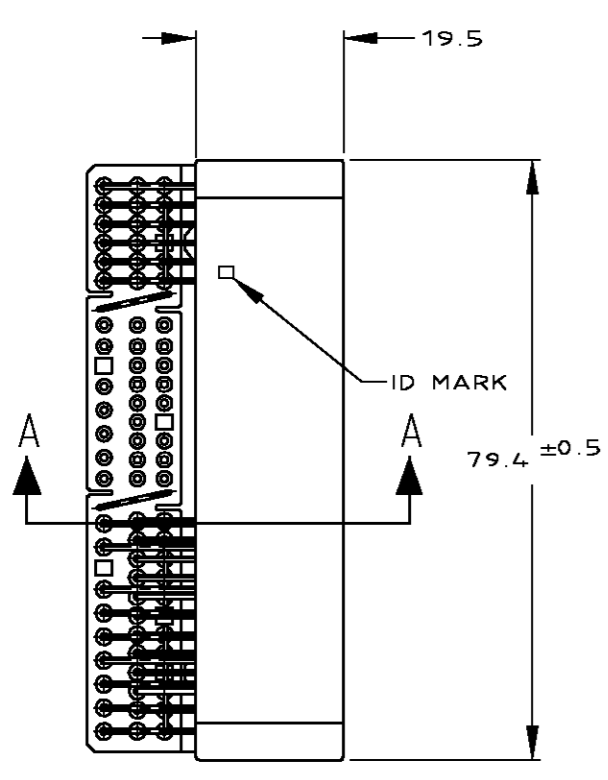


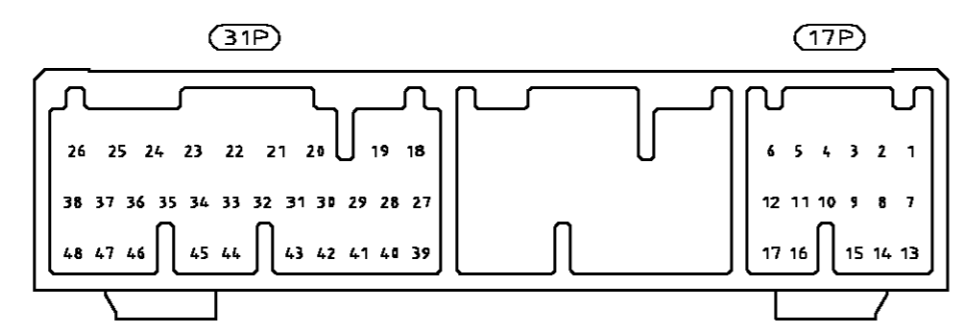
THIS DRAWING IS UNPUBLISHED. RELEASED FOR PUBLICATION APR, 2001.  
 © COPYRIGHT 2001 BY TYCO ELECTRONICS CORPORATION. ALL RIGHTS RESERVED.

LOC		DIST		REVISIONS			
P	LTR	DESCRIPTION		DATE	DWN	APVD	
0	RELEASED	FJA0-0598-04		28SEP04	SS	YF	



- △ MEASURED AT THE SECTION 2mm FROM Z.
- △ CIRCUIT NUMBERS ; SEE FIG 1
- 3. PART NO OF PLUG HOUSINGS TO BE MATED  
17P; 353027  
31P; 353031
- 4. RECOMMENDED SCREW: PAN-HEADED, TYPE 2 TAPPING SCREW OF 3DIA X 6LEN(MAX) (JIS B1115, B1122).
- 5. FASTENING TORQUE FOR SCREW: 0.392N・m MAX.
- △ TINE PLATE COLOR ; NATURAL

- △ Z面より2mmの位置で測定
- △ 回路番号; FIG 1 参照
- 3. 嵌合相手ハウジング型番  
17P; 353027  
31P; 353031
- 4. 推奨取付ねじ: JIS B1115、B1122タッピングねじ、なべ2種呼び径3、長さ6以下
- 5. ねじ締付トルク: 0.392N・m MAX
- △ タインプレートの色は、自然色



△ FIG 1 CIRCUIT NUMBERS

TOLERANCE UNLESS OTHERWISE SPECIFIED:  
 一般公差

0 < x ≤ 10	: ±0.2
10 < x ≤ 30	: ±0.25
30 < x ≤ 100	: ±0.3
ANGLE	: ±3°

THIS DRAWING IS A CONTROLLED DOCUMENT.

DIMENSIONS: MM	TOLERANCES UNLESS OTHERWISE SPECIFIED
0 PLC	±
1 PLC	±
2 PLC	±
3 PLC	±
4 PLC	±
ANGLES	±
FINISH	SEE TABLE

MATERIAL: PBT, COPPER ALLOY

108-5529	PAPER BOX ダンボール	PLASTIC TUBE プラスチックチューブ	PRE-TIN × 48	GRAY	1747962-1
PRODUCT SPEC 製品規格	OUTER 外装	INNER 内装	CONTACT FINISH CONTACT 仕上	COLOR (色) △	PART NO (型番)
PACKING STYLE 梱包形態			Tyco Electronics AMP K.K. Kawasaki, Japan		
SEE TABLE			040 III HIGH DENSITY CONNECTOR 48P CAP HOUSING ASSY		
SIZE	CAGE CODE	DRAWING NO	RESTRICTED TO		
A2	00779	C=1747962	-		
CUSTOMER DRAWING			SCALE	SHEET	REV
			1:1	1 OF 1	0