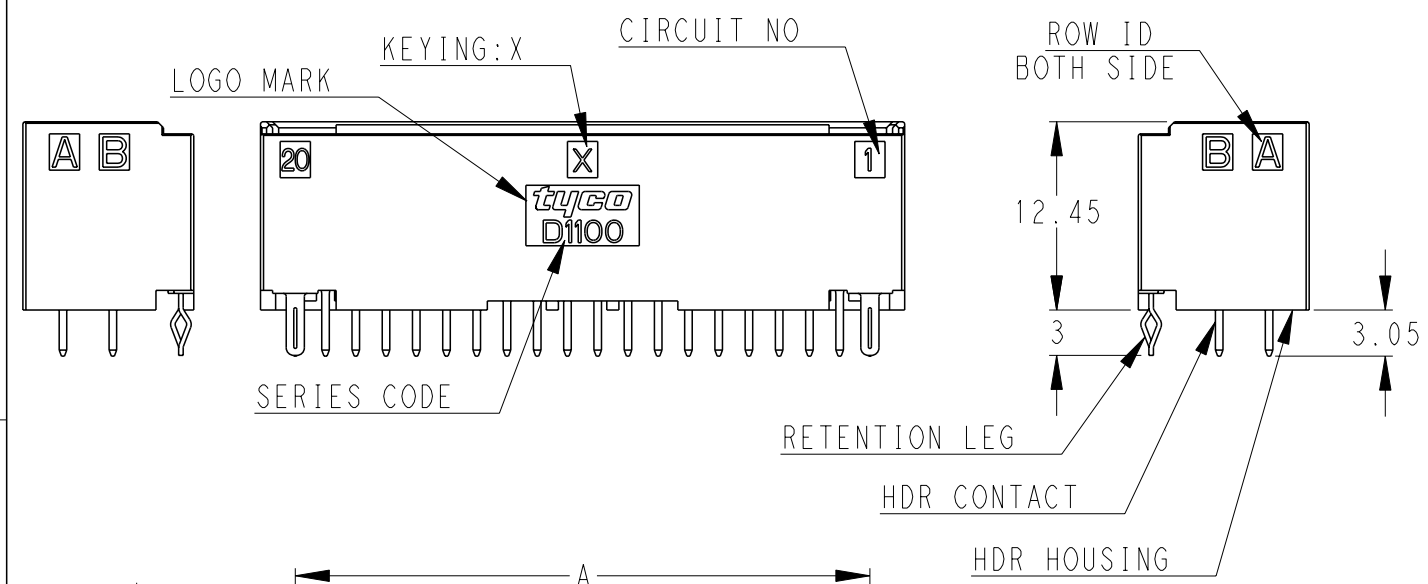
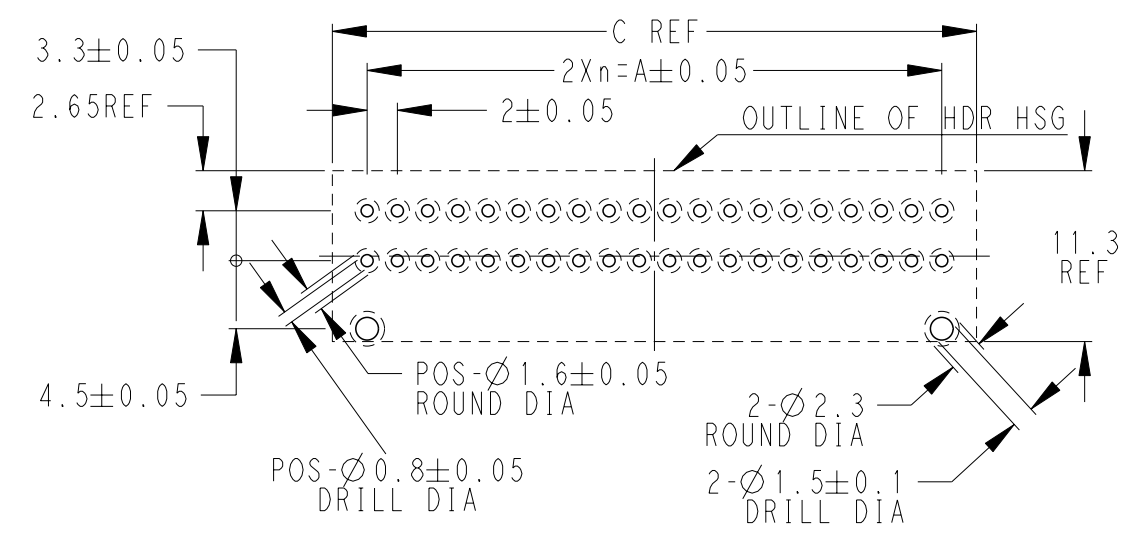
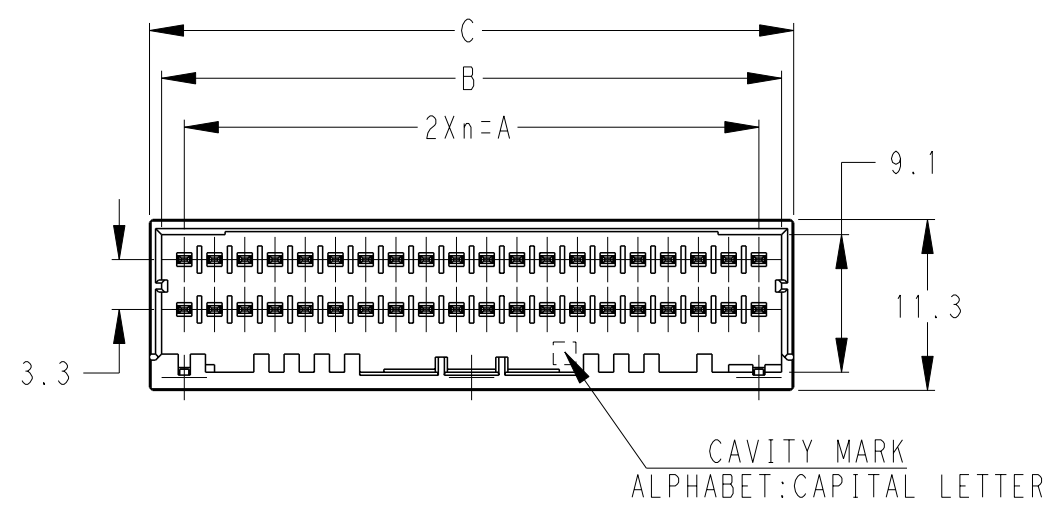


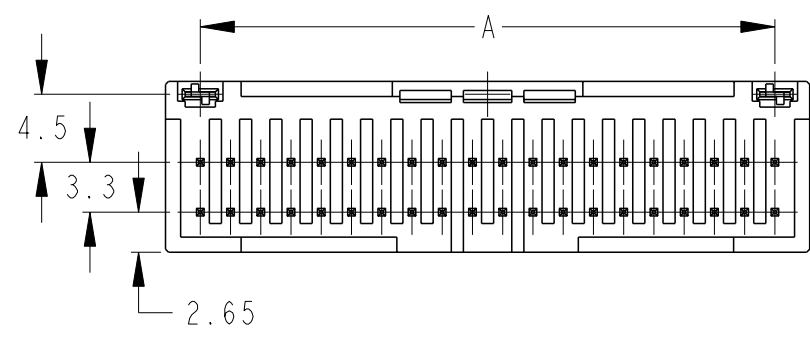
THIS DRAWING IS UNPUBLISHED. RELEASED FOR PUBLICATION 20  
 © COPYRIGHT 20 BY Tyco Electronics Japan G.K. ALL RIGHTS RESERVED.

LOC	DIST	REVISIONS					
J	-	P	LTR	DESCRIPTION	DATE	DWN	APVD
			E	REVISED	14JUN2011	M.M	N.Y
			E1	REVISED PER ECR-17-007048	16MAY2017	N.W	C.W



RECOMMEND PC BOARD HOLE PATTERN  
 : CONNECTOR MOUNT SIDE (NOT ACCUMULATE TOLERANCE)  
 PC BOARD THICKNESS : 1.0~1.6±0.1

- 1-1871056-□ : NATURAL (X-KEY) PRE-TIN
- 3-1871056-□ : YELLOW (X-KEY) PRE-TIN
- 5-1871056-□ : RED (X-KEY) PRE-TIN
- 6-1871056-□ : BLACK (X-KEY) TIN PLATED



1 MATERIAL:  
 HOUSING : GLASS FILLED THERMO PLASTIC  
 POLYESTER(94V-0), COLOR: EXCLUDING BLACK  
 CONTACT : PRE-TIN COPPER ALLOY, OR TIN PLATED ON COPPER ALLOY  
 RETENTION LEG : PRE-TIN COPPER ALLOY

POS	KEY	n	A	B	C	COLOR	PART NO
40	X	19	38.0	41.0	42.6	BLACK	6-1871056-0
40	X	19	38.0	41.0	42.6	RED	5-1871056-0
40	X	19	38.0	41.0	42.6	YELLOW	3-1871056-0
40	X	19	38.0	41.0	42.6	NATURAL	1-1871056-0
34	X	16	32.0	35.0	36.6	BLACK	6-1871056-7
32	X	15	30.0	33.0	34.6	BLACK	6-1871056-6
32	X	15	30.0	33.0	34.6	NATURAL	1-1871056-6
30	X	14	28.0	31.0	32.6	BLACK	6-1871056-5
30	X	14	28.0	31.0	32.6	YELLOW	3-1871056-5
30	X	14	28.0	31.0	32.6	NATURAL	1-1871056-5
28	X	13	26.0	29.0	30.6	BLACK	6-1871056-4
28	X	13	26.0	29.0	30.6	RED	5-1871056-4
26	X	12	24.0	27.0	28.6	BLACK	6-1871056-3
26	X	12	24.0	27.0	28.6	NATURAL	1-1871056-3
24	X	11	22.0	25.0	26.6	BLACK	6-1871056-2
24	X	11	22.0	25.0	26.6	YELLOW	3-1871056-2
22	X	10	20.0	23.0	24.6	BLACK	6-1871056-1
22	X	10	20.0	23.0	24.6	YELLOW	3-1871056-1

- 40POS(X-KEY):  
 1-1871056-0(NATURAL)  
 3-1871056-0(YELLOW)  
 5-1871056-0(RED)

THIS DRAWING IS A CONTROLLED DOCUMENT.

DIMENSIONS: mm	TOLERANCES UNLESS OTHERWISE SPECIFIED: ±0.3, ±5°	DWN T. KUDO 21APR2005	TE Connectivity NAME DYNAMIC 1100D 2.0mmPITCH HDR ASSY (V-TYPE) TIN PLATE-COLOR 22-40POS												
	<table border="1"> <tr><td>0-PLC</td><td>±</td></tr> <tr><td>1-PLC</td><td>±0.1</td></tr> <tr><td>2-PLC</td><td>±0.01</td></tr> <tr><td>3-PLC</td><td>±0.001</td></tr> <tr><td>4-PLC</td><td>±0.0001</td></tr> <tr><td>ANGLES</td><td>±</td></tr> </table>	0-PLC		±	1-PLC	±0.1	2-PLC	±0.01	3-PLC	±0.001	4-PLC	±0.0001	ANGLES	±	CHK D. MITSUGI 23AUG2005
		0-PLC		±											
1-PLC	±0.1														
2-PLC	±0.01														
3-PLC	±0.001														
4-PLC	±0.0001														
ANGLES	±														
	<table border="1"> <tr><td>FINISH</td><td>-</td></tr> </table>	FINISH	-	APVD D. MITSUGI 23AUG2005											
		FINISH	-												
MATERIAL 1		PRODUCT SPEC 108-78298													
		APPLICATION SPEC 114-5377	SIZE A3												
		WEIGHT -	CAGE CODE 00779												
		CUSTOMER DRAWING	DRAWING NO C-1871056												
			RESTRICTED TO -												
			SCALE 2:1												
			SHEET 1 OF 3												
			REV E1												

THIS DRAWING IS UNPUBLISHED.

RELEASED FOR PUBLICATION

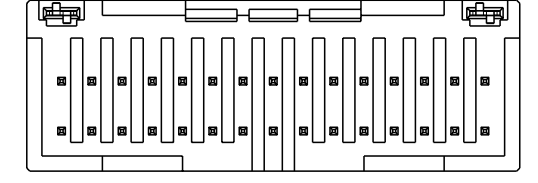
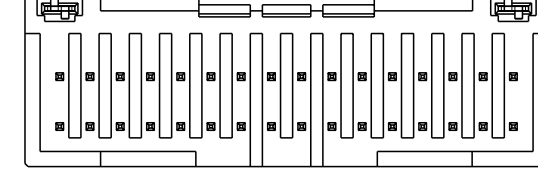
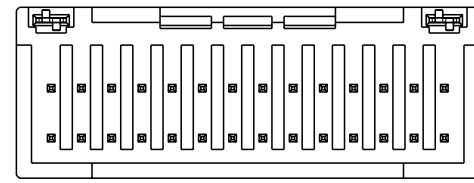
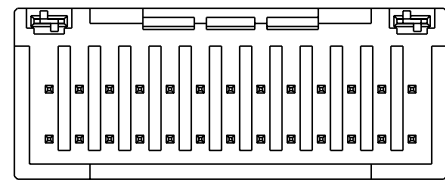
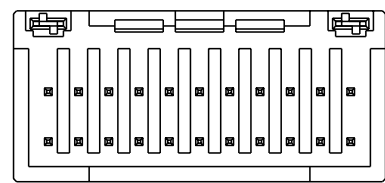
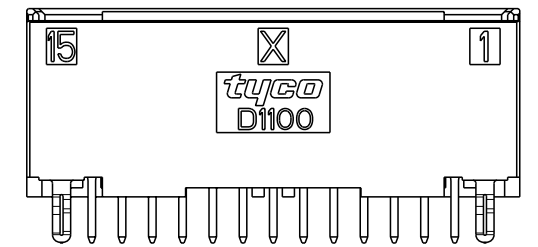
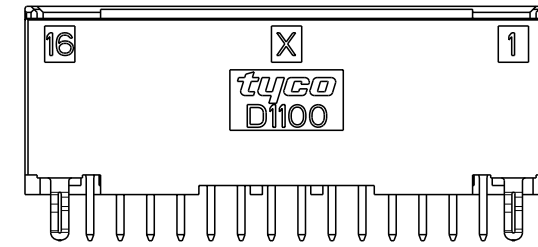
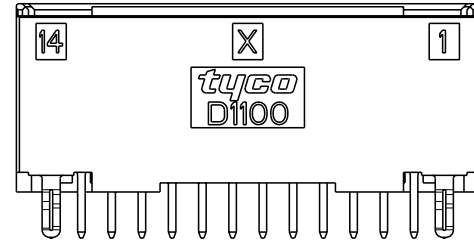
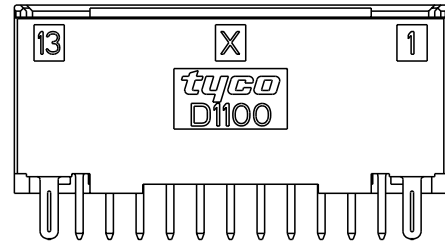
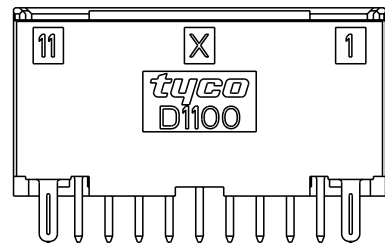
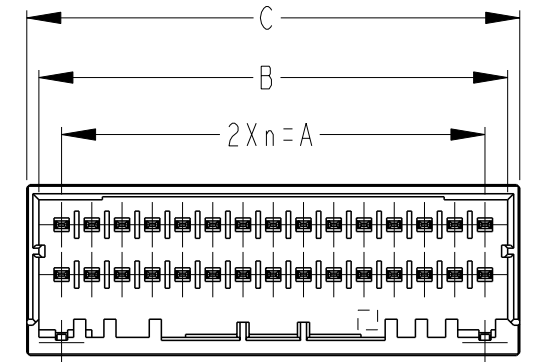
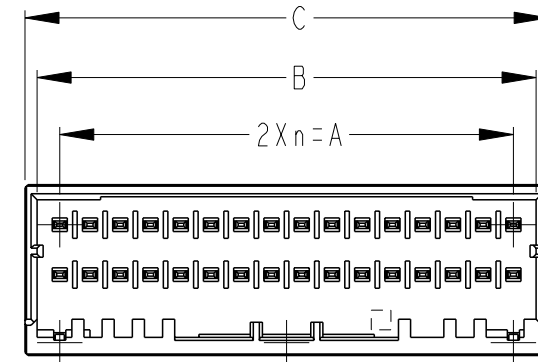
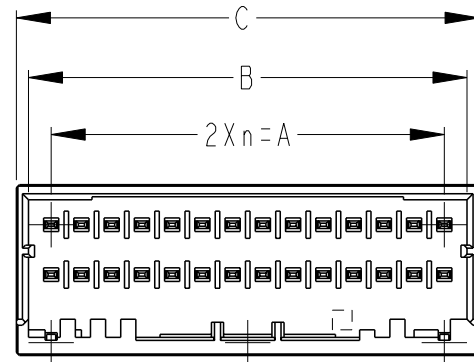
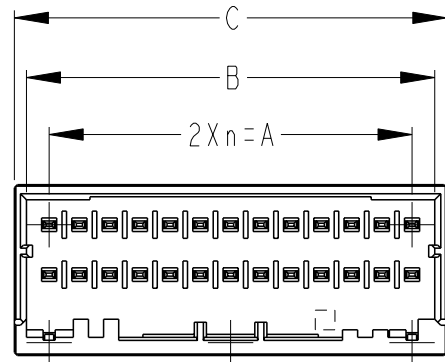
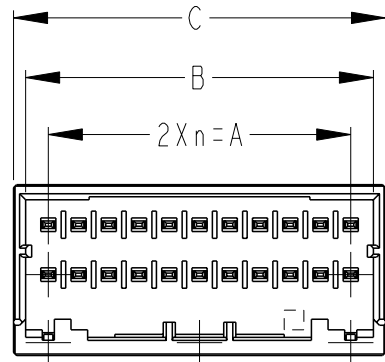
20

© COPYRIGHT 20

BY Tyco Electronics Japan G.K.

ALL RIGHTS RESERVED.

LOC	DIST	REVISIONS					
		P	LTR	DESCRIPTION	DATE	DWN	APVD
J	-			SEE SHEET 1 OF 3			



22POS(X-KEY):  
3-1871056-1(YELLOW)

26POS(X-KEY):  
1-1871056-3(NATURAL)

28POS(X-KEY):  
5-1871056-4(RED)

32POS(X-KEY):  
1-1871056-6(NATURAL)

30POS(X-KEY):  
1-1871056-5(NATURAL)  
3-1871056-5(YELLOW)

THIS DRAWING IS A CONTROLLED DOCUMENT.		DWN T. KUDO 21APR2005	<b>TE Connectivity</b>	
DIMENSIONS: mm		CHK D. MITSUGI 23AUG2005		
TOLERANCES UNLESS OTHERWISE SPECIFIED:		APVD D. MITSUGI 23AUG2005	NAME DYNAMIC 1100D 2.0mmPITCH HDR ASSY (V-TYPE) TIN PLATE-COLOR 22-40POS	
0 PLC ±		PRODUCT SPEC 108-78298	RESTRICTED TO	
1 PLC ±		APPLICATION SPEC 114-5377	SIZE A3	CAGE CODE 00779
2 PLC ±		WEIGHT -	DRAWING NO C-1871056	
3 PLC ±		MATERIAL -	SCALE 2:1	
4 PLC ±			SHEET 2 OF 3	
ANGLES ±		REV E1		
FINISH -		CUSTOMER DRAWING		

SEE SHEET 1 OF 3

THIS DRAWING IS UNPUBLISHED.

RELEASED FOR PUBLICATION

20

© COPYRIGHT 20

BY Tyco Electronics Japan G.K.

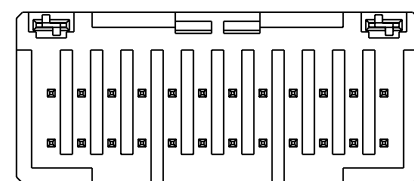
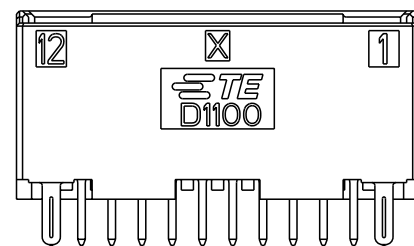
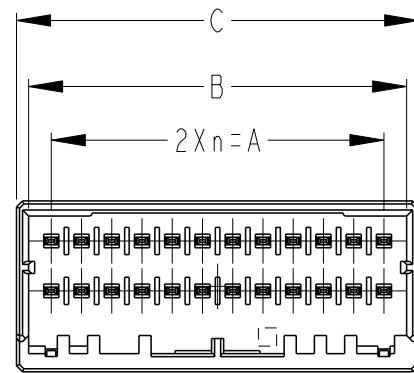
ALL RIGHTS RESERVED.

LOC  
J

DIST  
-

REVISIONS

P	LTR	DESCRIPTION	DATE	DWN	APVD
		SEE SHEET 1 OF 3			



24POS(X-KEY):  
3-1871056-2(YELLOW)

THIS DRAWING IS A CONTROLLED DOCUMENT.

DIMENSIONS:  
mm



TOLERANCES UNLESS OTHERWISE SPECIFIED:

0 PLC	±
1 PLC	±
2 PLC	±
3 PLC	±
4 PLC	±
ANGLES	±

MATERIAL

-

FINISH

-

DWN T. KUDO 21APR2005

CHK D. MITSUGI 23AUG2005

APVD D. MITSUGI 23AUG2005

PRODUCT SPEC

108-78298

APPLICATION SPEC

114-5377

WEIGHT -

CUSTOMER DRAWING



TE Connectivity

NAME  
DYNAMIC 1100D 2.0mmPITCH  
HDR ASSY (V-TYPE)  
TIN PLATE-COLOR 22-40POS

SIZE CAGE CODE DRAWING NO RESTRICTED TO

A3 00779 C-1871056 -

SCALE 2:1 SHEET 3 OF 3 REV E1

SEE SHEET 1 OF 3