

REVISIONS					
P	LTR	DESCRIPTION	DATE	DWN	APVD
G		ECR-23-186743	27SEP2023	GSK	MD

SPECIFICATIONS:

MATERIALS:

CASE, PPS, UL94V-0, BROWN
 COVER, STAINLESS STEEL
 ACTUATOR, SILICON RUBBER- WHITE/NATURAL
 MOVING CONTACT, STAINLESS STEEL, PLATE-SILVER CLAD/NICKEL
 FIXED CONTACT/TERMINAL, COPPER ALLOY, PLATE-SILVER/NICKEL

ELECTRICAL:

MAX CONTACT RATING: 50MILLIAMPS@24V DC
 MIN CONTACT RATING: 10MICROAMPS@1V DC
 INITIAL CONTACT RESISTANCE, 100 MILLIOHMS MAX, PER EIA-364-23B, EACH POSITION
 INSULATION RESISTANCE, 100 MEGOHM MIN. PER EIA-364-21C EACH POSITION
 DIELECTRIC STRENGTH, 250 V AC FOR 1 MINUTE, PER EIA-364-20B, CONDITION 1, EACH POSITION.
 CONTACT BOUNCE, 10 MILLISECOND MAX, PER EIA 448-1B, METHOD 15

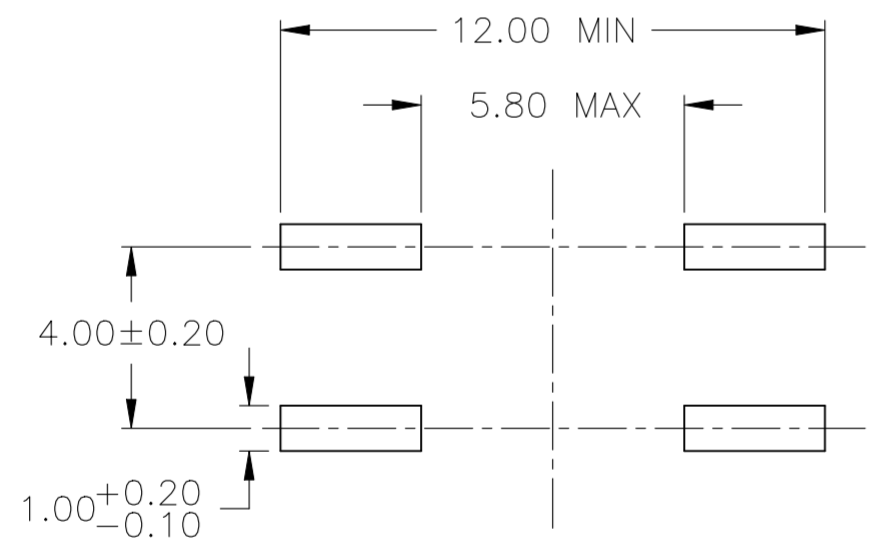
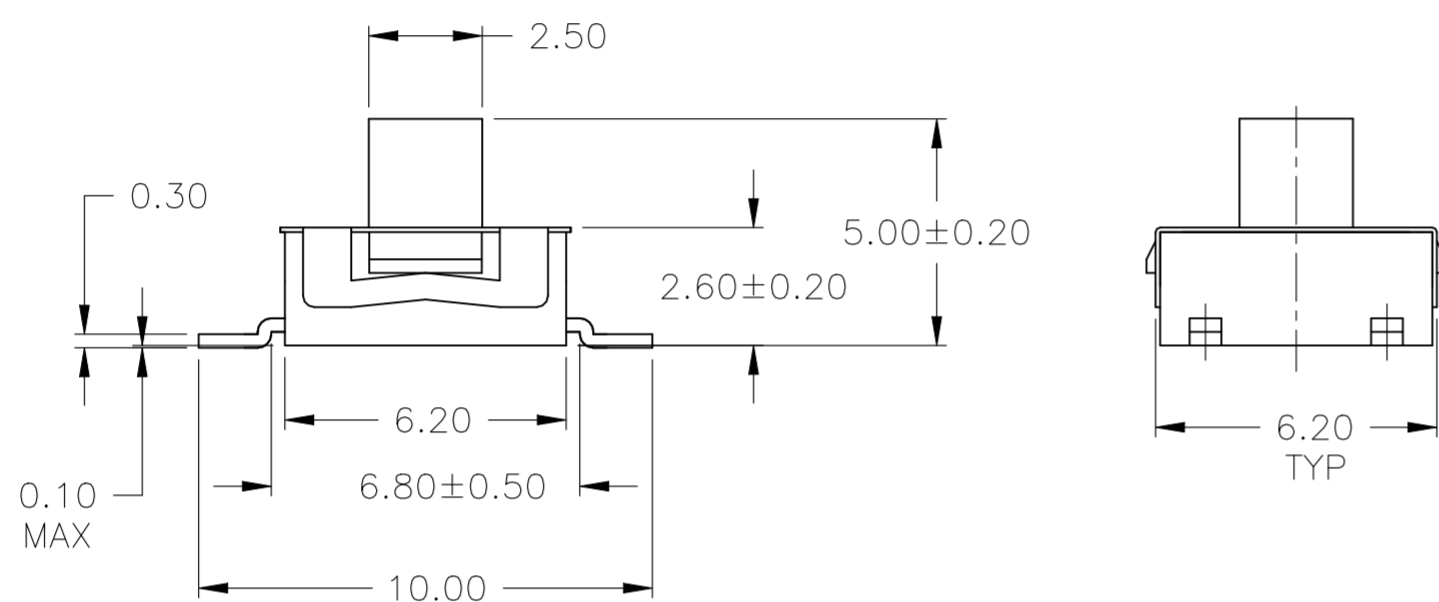
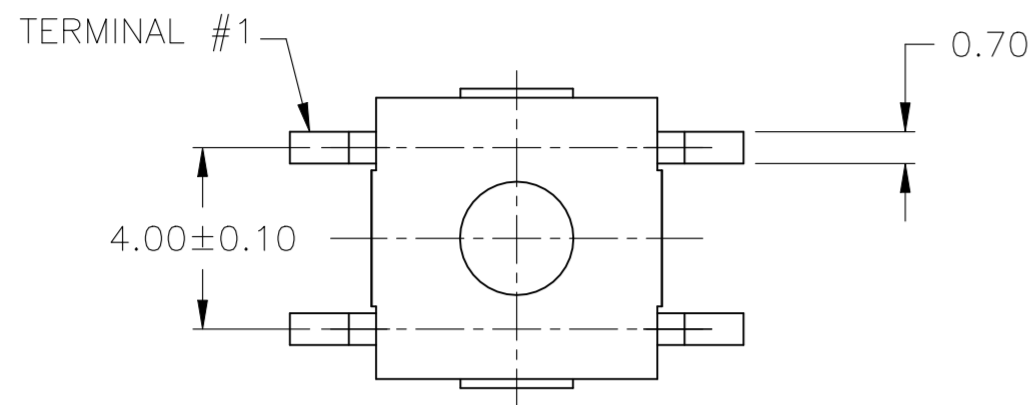
MECHANICAL:

ACTUATION FORCE, SEE TABLE
 ACTUATION TRAVEL, .015"±.005", .050" MAX OVER TRAVEL
 LIFE EXPECTANCY, SEE TABLE, (2 CYCLES PER SECOND AND 150% ACTUATION FORCE), PER EIA-448 METHODS 8 AND 9
 VIBRATION, PER EIA 364-28D, CONDITION VII, LEVEL E, DURATION 1.5 HOURS
 MECHANICAL SHOCK, PER EIA-364-27C, CONDITION A

ENVIRONMENTAL:

OPERATING TEMPERATURE, -35 TO +85 DEGREES C
 STORAGE TEMPERATURE, -35 TO +85 DEGREES C
 HUMIDITY AND TEMPERATURE CYCLING PER EIA-364-31B, METHOD III
 THERMAL SHOCK, PER EIA-364-32C, -35 TO +85 DEGREES C
 SOLDERABILITY, PER EIA-364-52, CLASS 2, CATEGORY 1, TEMP, 245 DEGREES C MAX, TIME, 2.5 SECONDS MAX, 95% MINIMUM COVERAGE
 RESISTANCE TO SOLDER HEAT, PER 109-201 COND B
 NO CHANGE IN INITIAL ELECTRICAL AND MECHANICAL CHARACTERISTICS
 SEALED PER EIA RS-448-2, METHOD 16, FLUXING- METHOD B, SOLDERING TIME- METHOD 3, CLEANING- METHOD 3, SOLUTION 4
 SWITCH WILL PASS EXTENDED LIFE COMPRESSION TEST (SIMULATING 10 YEARS COMPRESSED AT MAX TRAVEL), REFERENCE TE 109-1098 SPECIFICATION.
 1 SECOND MAX RELEASE AFTER TEST

- ALL MATERIALS AND FINISHES SHALL COMPLY WITH EU DIRECTIVE 2002/95/EC OF 27JAN2003 (ROHS):



RECOMMENDED PC BOARD LAYOUT

()-INDICATES MOMENTARY POSITION		
CIRCUIT CHARACTERISTICS		
CONTACT POSITION		CIRCUIT DIAGRAM
	(ON) 1-3 2-4	

TAPE & REEL	500,000	160±50g	1571634-2
-	500,000	160±50g	1571634-1
PACKAGING	CYCLE LIFE	FORCE	PART NUMBER

THIS DRAWING IS A CONTROLLED DOCUMENT.		DWN R.BROWN 28JUL03	TE Connectivity	
DIMENSIONS: mm		CHK M.SERVER 28JUL03	TACTICLE SWITCH 6X6 mm LOW PROFILE, SURFACE MOUNT W/SOFT BUTTON	
TOLERANCES UNLESS OTHERWISE SPECIFIED: 0 PLC ± - 1 PLC ± - 2 PLC ± 0.30 3 PLC ± - 4 PLC ± - ANGLES ± -		APVD M.SERVER - PRODUCT SPEC	NAME	RESTRICTED TO
MATERIAL SEE SPECIFICATIONS		FINISH SEE SPECIFICATIONS	WEIGHT	SCALE 6:1 SHEET 1 of 1 REV G
CUSTOMER DRAWING		SIZE A2 CAGE CODE 00779	DRAWING NO. C=1571634	